सत्यमेव जयते

रेल, नदी, और वायु मार्ग से माल का अंतर्राज्य संचलन/ बहाव

INTER-STATE MOVEMENTS/FLOWS OF GOODS BY RAIL, RIVER, AND AIR

वाणिज्यिक जानकारी एवं सांख्यिकी महानिदेशालय, कोलकाता

Directorate General of Commercial Intelligence and Statistics
Department of Commerce
Ministry of Commerce & Industry
Govt of India
565, Anandapur, Word No. 108, Plot – 22, Kolkata – 700107

DGCIS
DIRECTORATE GENERAL OF COMMERCIAL INTELLIGENCE & STATISTICS

2022-23

Abbreviation

DGCIS	Directorate General of Commercial Intelligence and Statistics
DoC	Department of Commerce
MoC	Ministry of Commerce & Industry
CRIS	Centre for Railway Information System
IWAI	Inland Waterways Authority of India
DGFT	Directorate General of Foreign Trade
FOIS	Freight Operations Information System
GST	Goods and Services Tax
IMTS	Institute of Management and Technical Studies
ITCHS	Indian Trade of Classification Harmonised System
IWAI	Inland Waterways Authority of India

1	ITCHS	ITC stands for Indian Trade Classification. The ITC-HS codes contain the 6-digit HS code, plus 2 additional digits. This results in an 8-digit code which gives more detailed information about the product.
2	2-digit ITCHS	The first two digits (HS-2) identify the chapter the goods are classified in.
3	99 Chapter of ITCHS Revision 2022	Updated version of ITC-HS codes 2022(Insertion/ Deletion/Modification)
4	Principal Commodity	Principal Commodity means the item grouped with the same kinds/types of several 8-digit commodities, and is used in publications of the Trade Statistics.
5	e-Commerce	Ecommerce or electronic commerce is the trading of goods and services (i.e. electronically buying or selling of products on online services) on the internet.
6	Inward/To State/Exported To	Transport of goods to a particular State
7	Outward/From State/ Exported From	Transport of Goods from a particular State
8	Internal	Movements of Goods within a particular State

Team of officers associated with the Publications

Serial No	Name	Designation	Remarks
1	Shri. Ajay Baksi	Deputy Director General	
2	Shri Subhajit Roy	Director	
3	Shri Biplab Sarkar	Deputy Director	
4	Shri Samirendu Bhattacharyya	Senior Investigator	
5	Shri Anindya Chatterjee	Senior Investigator	
6	Shri Debasis Haldar	Senior Investigator	
7	Shri Souvik Datta	Lower Division Clerk	

Table of Contents

SL No	Chapter	Main Category	Sub-Category	Page Number
1	Chapter I	Introduction		9
		Scope of the Publication		9
		Source of Statistics		9
		Quantities and Denominations		10
		Commodities Covered		10
		Importance of the Publication		10
		Fact and Figures		11
2	Chapter II	Inter-state movements/flows of goods by Railways	--	14
		State wise movement by Rail	Outward Movement by Rail	16, 17
			Inward Movement by Rail	18, 19
			Internal movement by Rail	20, 21
		Commodity wise movement by Rail	State to State Movement by Rail	22, 23
			Internal movement by Rail	24, 25
		Commodity by State wise movement by Rail	Outward, Inward, Internal	26, 27, 28
3	Chapter III	Inter-state movements/flows of goods by Airways	--	30
		State wise movement by Airways	Outward Movement by Airways	31,32, 33
			Inward Movement by Airways	34,35, 36
			Internal Movement by Airways	37,38, 39
4	Chapter IV	Inter-state movement/flow of goods by Waterways (River ways)	--	41
		State wise movement by River ways	Outward Movement by River ways	42, 43
			Inward Movement by River-ways	44, 45
			Internal Movement by River-ways	46, 47
		Commodity wise movement by River Ways	State to State Movement by River ways	48. 49
			Internal movement by River ways	50. 51
		Commodity by State wise movement by River ways	Outward, Inward, Internal	52, 53, 54

Chapter I

1.1 Introduction

The Inter-State Movements/Flows of Goods between various States of India is commonly known as Inland Trade, which involves movement of goods by five modes namely, (a) sea, (b) air, (c) rail, (d) river, and (e) road. This report published by DGCI&S, Kolkata - involves inland trade of goods by Railways, River-ways and Air-ways while that by sea is covered in "Inland Costing Trade" Report of DGCI&S.

The report "Inter-State Movements/Flows of Goods by Rail, River and Air" is based on compilation of data received from Centre for Railway Information System (CRIS) in collaboration with Railway Board, Inland Waterways Authority of India (IWAI) and Domestic Airlines on the respective modes of inland trade viz. rail, river and air borne trade within the country.

1.2 Scope of the Publication:

The data published in this volume relates to (i) Quantity figures of 169 Principal Commodity Groups (8-digit level ITCHS codes have been regrouped into 169 homogeneous Principal Commodity Groups for ease of computation for easy understanding of the basic trade. All these groupings have been done in consultation with Directorate General of Foreign Trade (DGFT) under Ministry of Commerce and Industry) moving by inland rail and river among different States and Union Territories and (ii) Cargo in gross - weight moving by air from airport to airport and also to States and Union Territories within the country. This edition also contains the Intra-State movement of goods within India as well as movements in the territorial waters of India.

1.3 Sources of the Statistics:

The basic documents for the statistics in this publication are the invoices relating to consignments of commodities dispatched from each railway station in India. While dispatching the goods, the data is captured by CRIS through their system called Freight Operations Information System (FOIS) and is consolidated at an all-India level basis which is then shared with DGCI&S.

In case of movement of goods through Waterways, the data is collected from the returns filed by various agencies carrying consignments through the National Waterways with the Inland Waterways Authority of India (IWAI). It may be noted that there is significant traffic movement of cargo from temporary jetties/anchorages in high seas, such as Diamond Harbour, Sagar in West Bengal to the nearest ports. These movements have been captured by the IWAI and shared with DGCI&S and has also been included in this publication since the movements have been within the territorial waters of India.

In case of air cargo, the sources are domestic Airlines and those are (1) Air India, (2) Go Airlines, (3) Blue Dart Aviation Ltd., (4) Spice Jet Ltd., (5) Airasia (India) Pvt. Ltd., (6) Alliance Air Aviation Ltd., (7) Big Charter Pvt. Ltd.(Fly Big), (8) Quikjet Cargo Airlines Pvt. Ltd, (9) SNV Aviation Pvt. Ltd. (Akasa Air), (10)Tata SIA Airlines Ltd. (Vistara) and (11) Indigo, who collect airway bills from consignor or consignee and compile airport -wise cargo movements.

1.4 Quantities and Denomination:

The figures in these accounts relate only to quantity, as value figures are not available on railway, riverway and airway invoices. The quantities are expressed in gross weight recorded in the railway, riverway and airway invoices. The metric system is adopted in the Table I of this publication. The reported unit of weight is in 'Ton' in case of Rail & River and Air.

1.5 Commodities covered:

169 Principal Commodity Groups have been taken into consideration for reporting purposes. 8-digited ITC-HS codes in India have been formulated and used to suit the national trade requirements with standard unit, as against the 6 -digited international HS codes. These ITC-HS codes have been regrouped into 169 homogeneous Principal Commodity Groups for easy understanding of the basic trade patterns. All these groupings have been done in consultation with Directorate General of Foreign Trade (DGFT) - under Ministry of Commerce and Industry.

These commodities represent the major portion of merchandise consignable by railways and riverways within India and are generally the important commodities of inland trade. The movement of goods by Rail has also been classified according to the 99 Chapters of International Trade Classification (Harmonized System) Revision 2022. In case of air, commodity-wise break ups are not shown separately as Airlines do not capture the same.

1.6 Importance of the publication:

Inter-state movement of goods provides information on entry of goods from one state to another state and thus indicates addition to the stock of the said goods of the state to which movement occurs as well as indicates decline in stock of that goods of the State from which movement occurs.

The entry of goods to a State commonly known as inward movement while exit of goods from a State is outward movements. The movements of goods within the boundaries of any state, is treated as internal movement within the states which gives information on internal use of the goods in the state and this internal use does not come under the purview of inland trade.

Thus, statistics on Inter-State Movements/Flows of Goods reflects the demand pattern of such goods produced in a State and transported to other States for definite industrial/manufacturing/construction/agricultural use across length and breadth of the country.

1.7 Fact and Figures

The report on "Inter-State Movements/Flows of Goods" includes Statistics on movement of goods between various States of India which is commonly known as Inland Trade. Inland trade of goods involves four modes of transportation namely Railways, Airways, Roadways and Waterways. DGCI&S regularly publishes report on inland trade of goods via all of these modes except trade via Roadways.

1. During 2022-23, total 14659.29 lakh tonnes of goods were transported by rail within India, including internal movement, which shows a positive growth of 07.17 % over 13678.48 lakh tonnes in 2021-22.
2. Top 03 commodities with 64.97% share in total inter-state movement of goods by rail in 2022-23 were 'Coal, Coke and Briquettes etc.', 'Cement, Clinker and Asbestos', and 'Iron Ore'.
3. Top 03 commodities with 76.20% share in total internal movement of goods by rail in 2022-23 were 'Coal, Coke and Briquettes etc.', 'Iron Ore', and 'Cement, Clinker and Asbestos'
4. Top 03 origin states of India from which Outward movement of goods to other states by rail took place in 2022-23, were Odisha, Jharkhand, and Chhattisgarh with shares of 17.11%, 15.67% and 13.27% of total Outward movement of goods for the year respectively.
5. Top 03 destination states of India to which Inward movement of goods from other states by rail took place in 2022-23 were West Bengal, U.P. and Maharashtra with shares of 11.44%, 11.16% and 9.34% of total Inward movement of goods for the year respectively.
6. Top 03 states of India within which Internal movement of goods by rail took place in 2022-23 were Odisha, Maharashtra and Jharkhand with shares of 30.37%, 11.25% and 09.74% of total Internal movement of goods for the year respectively.
7. During 2022-23, total 712.37 thousand tonnes of inter-state movement (including internal movement) goods were transported by airways within India, an increase by 21.61% over 585.79 thousand tonnes of inter-state movement (including internal movement) goods transported by airways in 2021-22.
8. Top 03 origin states of India involved in Outward movement of commodities to other states by airways in 2022-23, were Delhi, Maharashtra and Karnataka with shares of 30.71%, 18.55% and 12.54% of total Outward movement of goods for the year respectively.

9. Same 03 states, Delhi, Maharashtra and Karnataka were major destination states in which Inward movement of goods by airways took place from other states in 2022-23 with shares of 22.95%, 17.63% and 12.53% of total Inward movement of goods for the year respectively.
10. Top 03 states of India within which Internal movement of goods by airways took place in 2022-23 were Maharashtra, West Bengal and Karnataka with shares of 53.42%, 18.89% and 11.18% of total Internal movement of goods for the year respectively.
11. During 2022-23, total 719.41 lakh tonnes of goods were transported by River-ways within India, including internal movement, which is a rise by 27.76% over 563.11 lakh tonnes of goods transported by river ways in 2021-22.
12. Top 03 commodities with 96.58% share in total inter-state movement of goods by River-ways in 2022-23 were 'Iron ore'; 'Granite, Natural Stone and Product' and 'Iron and Steel'.
13. Top 03 commodities with 80.13% share in total internal movement of goods by River-ways in 2022-23 were 'Coal Coke and Briquettes etc.'; 'Iron ore' and 'Other Commodities'.
14. Top 03 origin states of India involved in Outward movement of commodities to other states by River-ways in 2022-23 were Gujarat, Odisha and Andhra Pradesh with shares of 49.34%, 23.01% and 20.11% of total Outward movement of goods for the year respectively.
15. Top 03 destination states of India to which Inward movement of goods from other states by River-ways took place in 2022-23 were Maharashtra, Andhra Pradesh and Odisha with shares of 45.93%, 26.99% and 19.19% of total Inward movement of goods for the year respectively.
16. Top 03 states of India within which internal movement of goods by River-ways took place in 2022-23 were Maharashtra, West Bengal and Goa with shares of 62.78%, 16.58% and 06.60% total internal movement of goods for the year respectively.

****

Chapter II

Inter-State Movements/Flows of Goods by Railways in 2022-23

Chapter II

2.1 INTER-STATE MOVEMENTS/FLOWS OF GOODS BY RAILWAYS

Railways is the one of the important modes of inter-state movement of goods in India. Indian Railways is consistently transporting commodities to different parts of the country using freight trains.

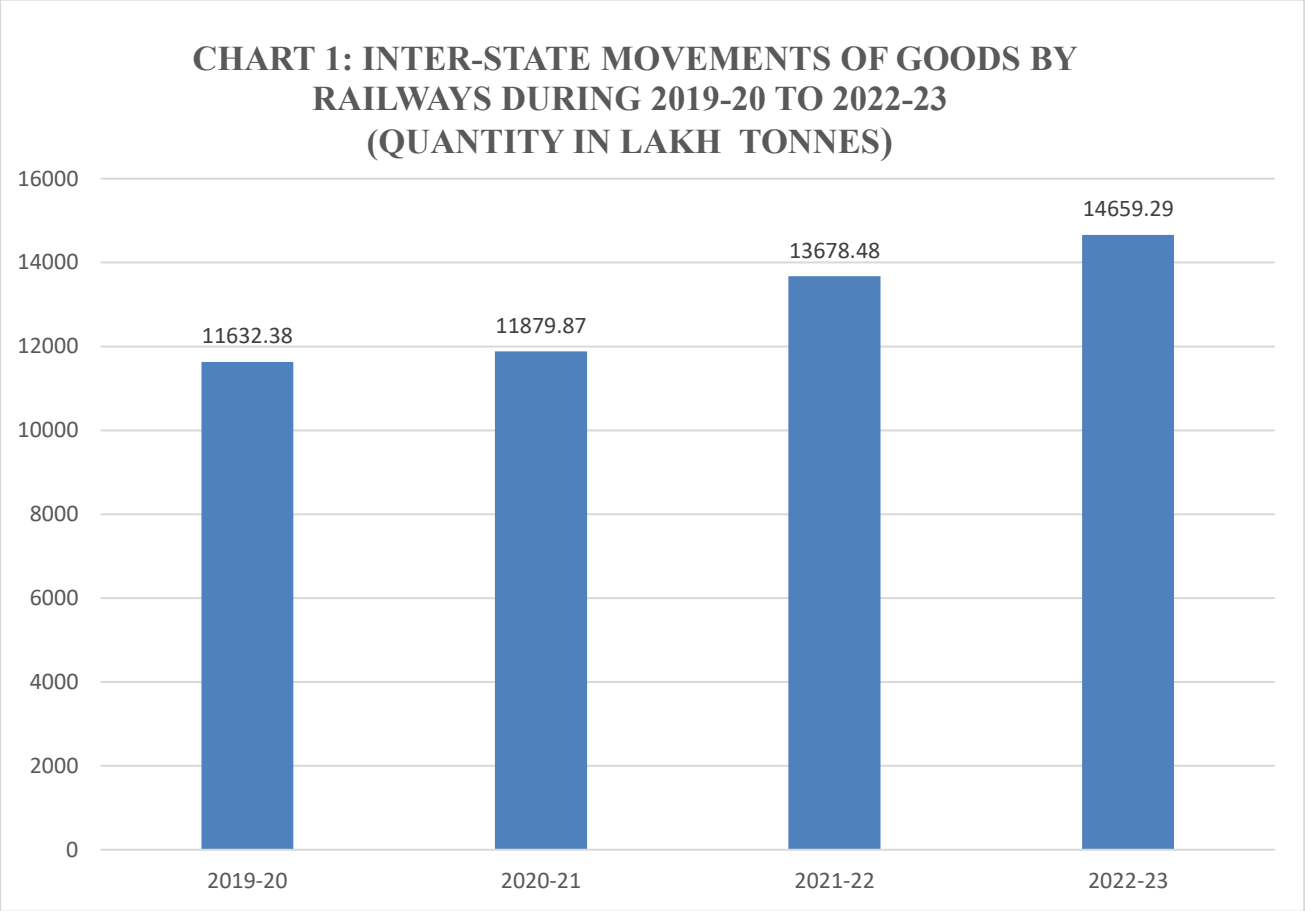

During 2022-23, total 14659.29 lakh tonnes of goods were transported by rail within India, including internal movement, which shows a positive growth of 07.17 % over 13678.48 lakh tonnes in 2021-22. During 2022-23, total outward/inward movement of goods by railways was of the order of 10090.27 lakh tonnes, a rise by 10.63% over 9120.92 lakh tonnes in 2021-22.

2.2 STATE WISE MOVEMENT BY RAIL

2.2.1 OUTWARD MOVEMENT BY RAIL:

Share of top 10 states in total outward movement of goods by rail in 2022-23 is 84.03% recording a growth rate of 11.83% in total outward movement of goods (measured in Lakh Tonnes) vis-s-vis 2021-22. The growth rate was 18.72% in 2021-22 over 2020-21.

TABLE A1: TREND IN OUTWARD MOVEMENT OF GOODS OF TOP 10 MOST CONTRIBUTING STATES BY RAIL (QUANTITY IN LAKH TONNES)

States	2020-21	2021-22	2022-23	Share (%) in 2020-21	Share (%) in 2021-22	Share (%) in 2022-23	Growth rate (%) in 2022-23 over 2021-22
ODISHA	1376.97	1615.61	1726.05	17.87	17.71	17.11	6.84
JHARKHAND	1175.80	1435.46	1580.87	15.26	15.74	15.67	10.13
CHHATTISGARH	1019.13	1246.46	1338.85	13.22	13.67	13.27	7.41
ANDHRA PRADESH	563.63	611.07	761.40	7.31	6.70	7.55	24.60
GUJARAT	509.59	546.33	692.25	6.61	5.99	6.86	26.71
MADHYA PRADESH	494.62	557.81	669.88	6.42	6.12	6.64	20.09
RAJASTHAN	342.23	417.64	464.98	4.44	4.58	4.61	11.34
WEST BENGAL	352.28	411.83	442.60	4.57	4.52	4.39	7.47
TELANGANA	309.56	408.66	405.56	4.02	4.48	4.02	-0.76
MAHARASHTRA	242.76	331.44	396.63	3.15	3.63	3.93	19.67
TOP TEN STATES	6386.57	7582.3	8479.08	82.88	83.13	84.03	11.83
OTHERS	1319.64	1538.62	1611.19	17.12	16.87	15.97	4.72
TOTAL	7706.21	9120.92	10090.27	100.00	100.00	100.00	10.63

As shown in table A1, Odisha is the most contributing state in total outward movement of goods in 2022-23, with a share of 17.11% followed by Jharkhand (15.67%) and Chhattisgarh (13.27%). The respective shares of these three (3) states have remained quite consistent over the years from 2020-21 to 2022-23.

GRAPH A1: STATE WISE OUTWARD MOVEMENT OF GOODS BY RAIL DURING 2020-21 TO 2022-23 (QUANTITY IN LAKH TONNES)

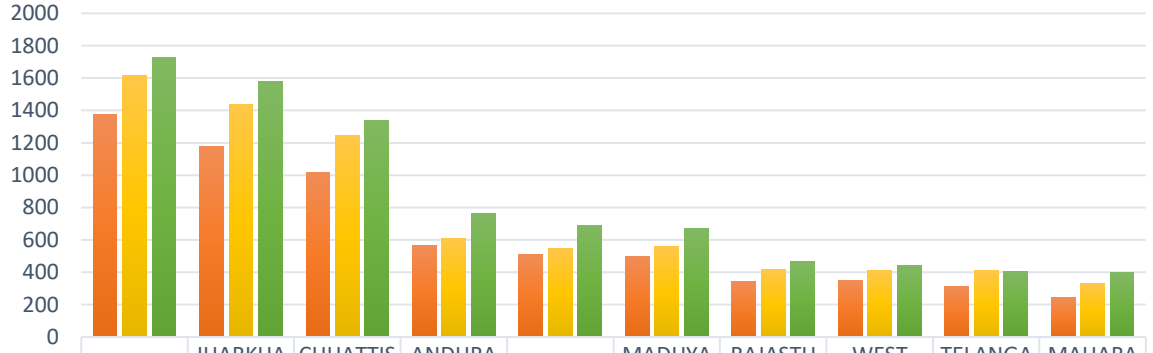

	ODISHA	JHARKHAND	CHHATTISGARH	ANDHRA PRADESH	GUJARAT	MADHYA PRADESH	RAJASTHAN	WEST BENGAL	TELANGANA	MAHARASHTRA
2020-21	1376.97	1175.8	1019.13	563.63	509.59	494.62	342.23	352.28	309.56	242.76
2021-22	1615.61	1435.46	1246.46	611.07	546.33	557.81	417.64	411.83	408.66	331.44
2022-23	1726.05	1580.87	1338.85	761.4	692.25	669.88	464.98	442.6	405.56	396.63

From the Graph A1, it is clear that outward movement of goods in 2022-23 was more than that in 2021-22 and 2020-21 for all the states except Telangana where movement of goods declined slightly (by 0.76%) in 2022-23 over 2021-22 – although it had increased in 2021-22 over 2020-21 like all other top Ten (10) states. Gujarat recorded the most significate growth – rate of 26.71% in 2022-23 over 2021-22.

2.2.2 INWARD MOVEMENT BY RAIL:

Top 10 states in total Inward movement of goods by rail in 2022-23 have a share of 75.17% in total inward movement of goods recorded in lakh tonnes. Between 2021-22 and 2022-23 a 10.68% increase is recorded in total Inward movements of goods in the top Ten (10) states. For these top Ten (10) states an increased of 16.94% was recorded in 2021-22 over 2020-21.

TABLE A2: TREND IN INWARD MOVEMENT OF GOODS OF TOP 10 MOST CONTRIBUTING STATES BY RAIL (QUANTITY IN LAKH TONNES)

States	2020-21	2021-22	2022-23	Share (%) in 2020-21	Share (%) in 2021-22	Share (%) in 2022-23	Growth rate (%) in 2022-23 over 2021-22
WEST BENGAL	946.71	1143.32	1154.24	12.29	12.54	11.44	0.96
UTTAR PRADESH	873.79	944.06	1126.27	11.34	10.35	11.16	19.30
MAHARASHTRA	630.66	792.19	942.23	8.18	8.69	9.34	18.94
BIHAR	652.01	722.71	858.69	8.46	7.92	8.51	18.81
KARNATAKA	490.40	634.05	709.29	6.36	6.95	7.03	11.87
ANDHRA PRADESH	569.02	655.01	646.59	7.38	7.18	6.41	-1.29
CHHATTISGARH	471.73	544.42	552.63	6.12	5.97	5.48	1.51
RAJASTHAN	375.93	452.33	548.32	4.88	4.96	5.43	21.22
JHARKHAND	463.79	523.70	525.29	6.02	5.74	5.21	0.30
MADHYA PRADESH	386.46	441.40	521.55	5.01	4.84	5.17	18.16
TOP TEN STATES	5860.49	6853.2	7585.10	76.05	75.14	75.17	10.68
OTHERS	1845.72	2267.72	2505.18	23.95	24.86	24.83	10.47
TOTAL	7706.21	9120.92	10090.27	100.00	100.00	100.00	10.63

As shown in table A2, West Bengal stands top in terms of total inward movement of goods in 2022-23, with share of 11.44%, followed closely by Uttar Pradesh (11.16%) and next Maharashtra (9.34%).

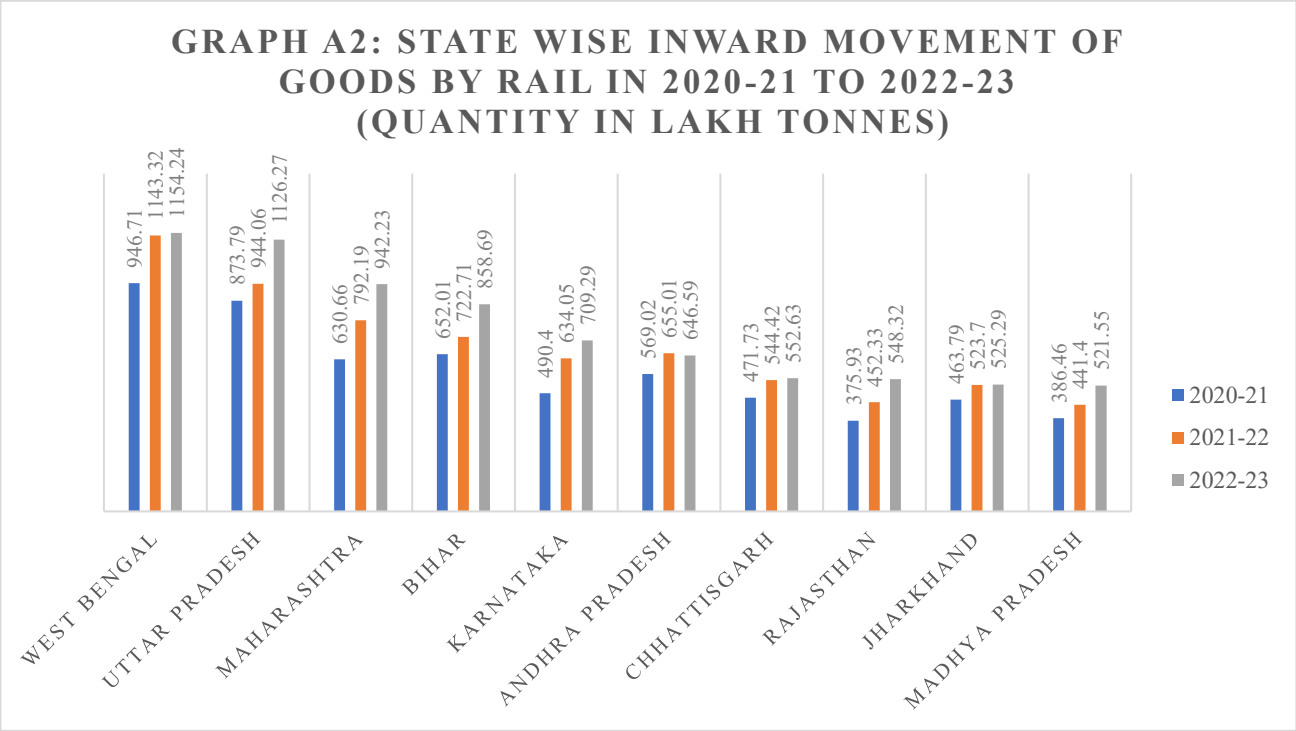

From Graph A2 above, it is clear that inward movement of goods in 2022-23 was more than that in 2021-22 and 2020-21 for all the states except Andhra Pradesh where movement of Goods declined in 2022-23 over 2021-22 by 01.29% -although it had increased in 2021-22 vis-à-vis 2020-21 like all other states. Rajasthan followed by Uttar Pradesh recorded the most significant growth rates of 21.22% and 19.30% respectively.

2.2.3 INTERNAL MOVEMENT BY RAIL:

During 2022-23, total internal movement of goods by rail was 4569.02 lakh tonnes, registering a minor growth of 0.25% over 4557.56 lakh tonnes in 2021-22.

TABLE A3: TREND IN INTERNAL MOVEMENT OF GOODS OF TOP 10 MOST CONTRIBUTING STATES BY RAIL (QUANTITY IN LAKH TONNES)

States	2020-21	2021-22	2022-23	Share (%) in 2020-21	Share (%) in 2021-22	Share (%) in 2022-23	Growth rate (%) in 2022-23 over 2021-22
ODISHA	1347.75	1420.63	1387.69	32.29	31.17	30.37	-2.32
MAHARASHTRA	433.87	511.29	513.90	10.40	11.22	11.25	0.51
JHARKHAND	418.85	434.96	445.13	10.04	9.54	9.74	2.34
CHHATTISGARH	485.35	484.36	378.74	11.63	10.63	8.29	-21.81
WEST BENGAL	282.65	304.06	358.10	6.77	6.67	7.84	17.77
UTTAR PRADESH	299.84	331.28	338.05	7.18	7.27	7.40	2.04
KARNATAKA	179.07	210.2	235.96	4.29	4.61	5.16	12.25
MADHYA PRADESH	166.34	183.72	199.67	3.99	4.03	4.37	8.68
TELANGANA	154.68	184.56	183.82	3.71	4.05	4.02	-0.40
GUJARAT	115.41	130.16	145.33	2.77	2.86	3.18	11.65
TOP TEN STATES	3883.81	4195.23	4186.40	93.05	92.05	91.63	-0.21
OTHERS	289.85	362.33	382.62	6.94	7.95	8.37	5.60
TOTAL	4173.7	4557.56	4569.02	100.00	100.00	100.00	0.25

The top 10 states accounted for a share of 91.63% of total internal movement of goods in 2022-23 in India registering a side decline from 92.05% share held in 2021-22. In terms of total quantity of goods internally moved, a minor declined of 0.21% is observed between 2021-22 and 2022-23 i.e., from 4195.23 lakh tonnes to 4186.40 lakh tonnes although between 2020-21 and 2021-22 there was a leap of 08.02% for the top Ten (10) states highlighted in above tables.

As shown in table A3, internal movement of goods occurred majorly in Odisha with share 30.37% of total internal movement of goods in India, followed by Maharashtra (11.25%) and Jharkhand (9.74%). The share of all other states (combined) has been gradually increasing over the years.

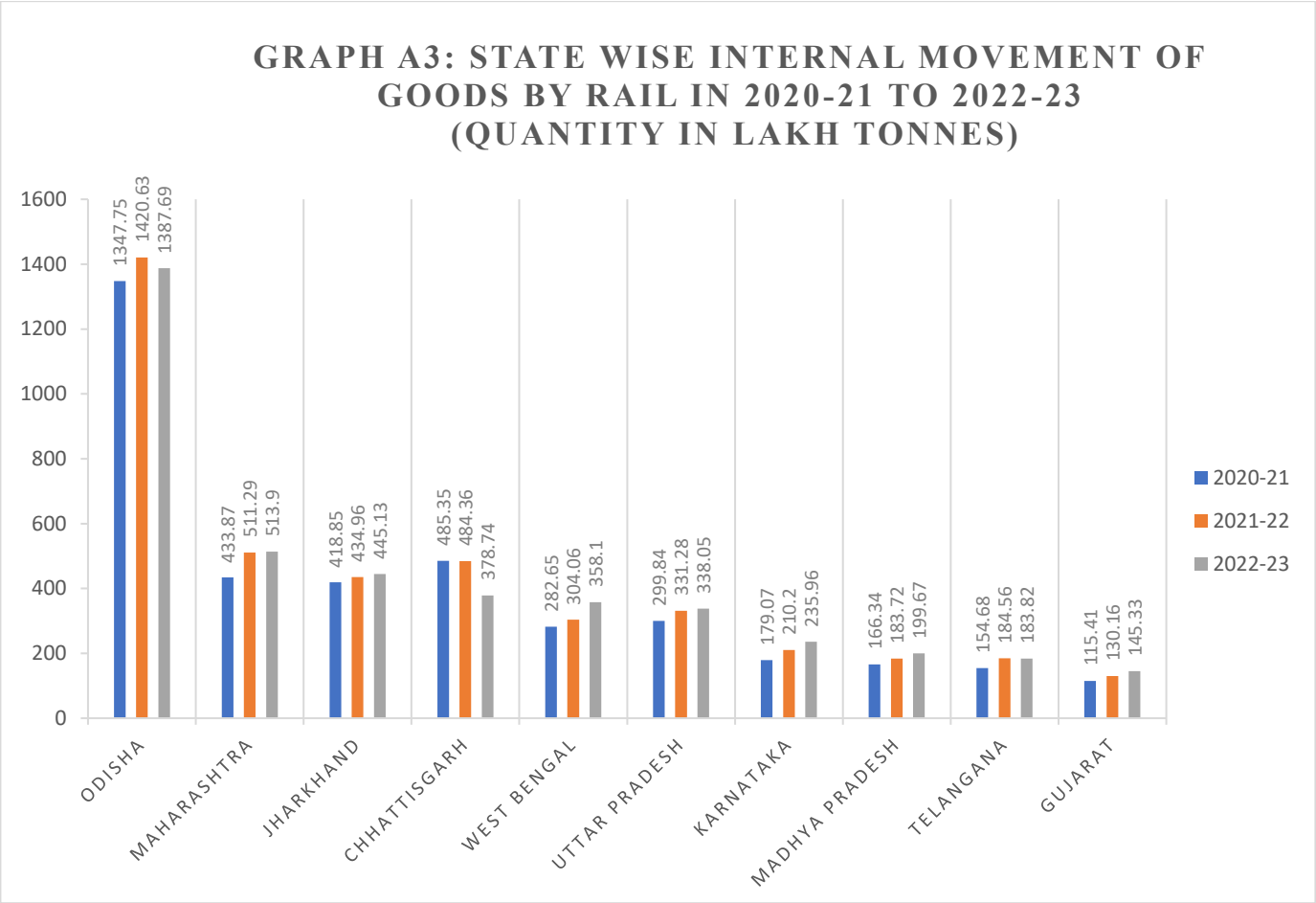

From the Graph A3, it is clear that internal movement of goods within Odisha far outweighs than that of any other States. West Bengal occupying the 5th Position, has recorded the highest growth rate of 17.77% in internal movement of goods between 2021-22 and 2022-23.

2.3 COMMODITY WISE MOVEMENT BY RAIL

2.3.1 STATE TO STATE (Outward/Inward) MOVEMENT BY RAIL:

Total state-to-state movement of top 10 commodity groups by rail was 9306.54 lakh tonnes, contributing 92.33% in total state-to-state movement of goods during 2022-23.

TABLE B1: TREND IN STATE-TO-STATE MOVEMENT OF GOODS OF TOP 10 COMMODITY GROUPS BY RAIL (QUANTITY IN LAKH TONNES)

COMMODITY	2021-22	2022-23	Share (%) in 2021-22	Share (%) in 2022-23	Growth rate (%) in 2022-23 over 2021-22
COAL, COKE AND BRIQUETTES ETC.	3788.28	4587.23	41.53	45.46	21.09
CEMENT, CLINKER AND ASBESTOS CEMENT	1109.64	1179.32	12.17	11.69	6.28
IRON ORE	836.72	789.16	9.17	7.82	-5.68
RAILWAY TRANSPORT EQUIPMENTS, PARTS	610.05	665.87	6.69	6.60	9.15
FERTILEZERS MANUFACTURED	372.35	438.49	4.08	4.35	17.76
IRON AND STEEL	407.98	393.83	4.47	3.90	-3.47
PETROLEUM PRODUCTS	371.36	381.32	4.07	3.78	2.68
RICE (OTHER THAN BASMATI)	290.98	351.96	3.19	3.49	20.96
BULK MINERALS AND ORES	254.19	278.53	2.79	2.76	9.58
WHEAT	318.29	240.84	3.49	2.39	-24.33
TOP TEN COMMODITIES	8359.84	9306.54	91.66	92.23	11.32
OTHERS	**761.05**	**783.73**	**8.34**	**7.77**	**2.98**
TOTAL	**9120.89**	**10090.27**	**100.00**	**100.00**	**10.63**

Table B1 exhibits that 'Coal, Coke and Briquettes etc.' was the dominant commodity group transported from one state to another state in 2022-23 with a share of 45.46% in total state-to-state movement of goods. 'Cement, Clinker and Asbestos Cement' with share of 11.69% occupied the second-stot and 'Iron Ore' with share of 7.82% occupied the third-slot. Rice (Other than Basmati) and Wheat are the only two (2) forms of cereals that figure in the above list.

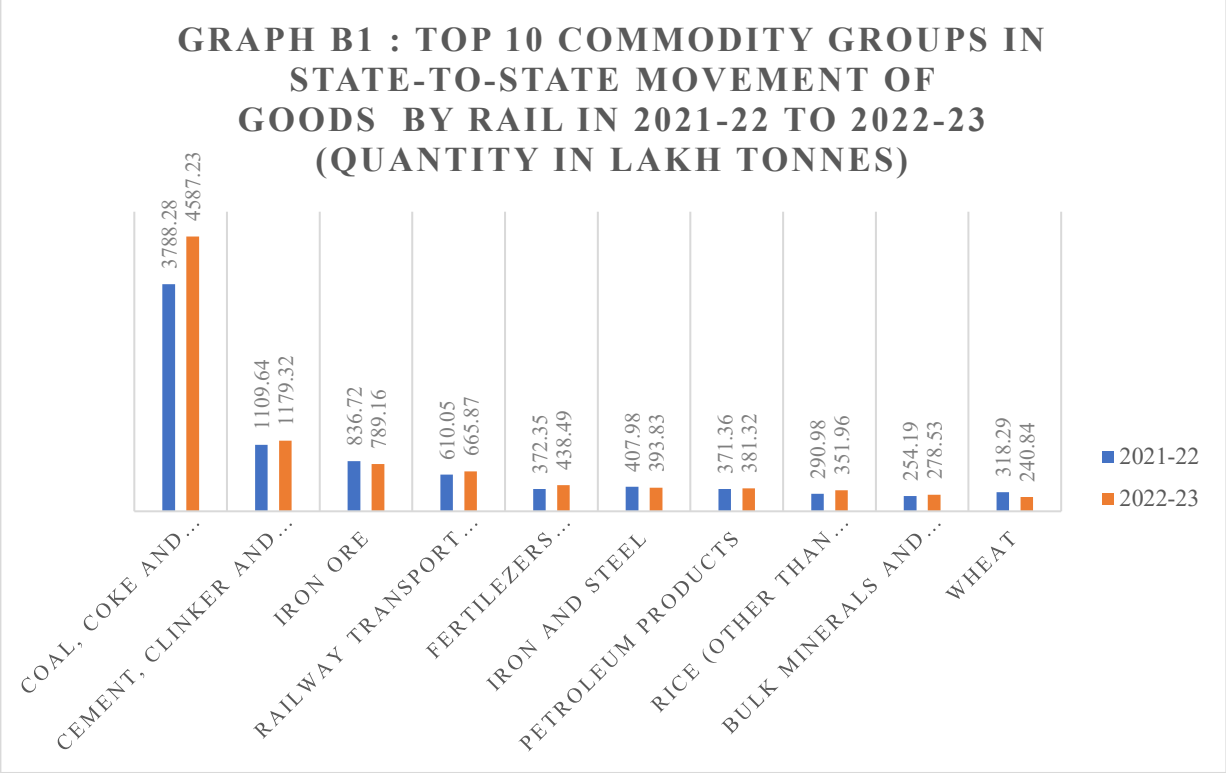

From Table B1 and Graph B1 above, it is observed that 'Coal, Coke and Briquettes etc.' experienced a significant growth rate of over 21% as regards state – to- state movements of goods between 2021-22 and 2022-23 followed by Rice (Other than Basmati) with a growth rate of 20.96%; Iron Ore figuring in the 3rd slat registered a negative growth rate in 2022-23 compared to 2021-22; however, Wheat registered the most negative decline of over 24% between 2021-22 and 2022-23.

2.3.2 INTERNAL MOVEMENT BY RAIL:

Total internal movement of top 10 commodity groups by rail was 4377.58 lakh tonnes, contributing 95.81% in total internal movement of goods during 2022-23.

TABLE B2: TREND IN INTERNAL MOVEMENT OF TOP 10 COMMODITY GROUPS BY RAIL (QUANTITY IN LAKH TONNES)

Commodity	2021-22	2022-23	Share (%) in 2021-22	Share (%) in 2022-23	**Growth rate (%) in 2022-23 over 2021-22**
COAL, COKE AND BRIQUITTES ETC	2425.64	2438.68	53.22	53.37	0.54
IRON ORE	777.68	755.81	17.06	16.54	-2.81
CEMENT, CLINKER AND ASBESTOS CEMENT	276.73	287.04	6.07	6.28	3.72
PETROLEUM PRODUCTS	148.07	184.24	3.25	4.03	24.43
BULK MINERALS AND ORES	160.38	149.32	3.52	3.27	-6.90
FERTILEZERS MANUFACTURED	123.1	143.91	2.70	3.15	16.90
RAILWAY TRANSPORT EQUIPMENTS, PARTS	139.03	137.97	3.05	3.02	-0.76
GRANITE, NATURAL STONE AND PRODUCT	138.28	114.40	3.03	2.50	-17.27
OTHER CRUDE MINERALS	82.11	85.02	1.80	1.86	3.55
PROCESSED MINERALS	79.13	81.18	1.74	1.78	2.60
TOP TEN COMMODITIES	4350.15	4377.58	95.45	95.81	0.63
OTHERS	207.42	191.44	4.55	4.19	-7.70
TOTAL	4557.57	4569.02	100.00	100.00	0.25

Table B2 is showing that 'Coal, Coke and Briquettes etc.' was the major item transported within states in 2022-23 with a bulk share of 53.37% of total internal movement of goods. 'Iron Ore' and 'Cement, Clinker and Asbestos Cement' have occupied the 2nd and 3rd slots with 16.54% and 6.28% shares respectively in 2022-23.

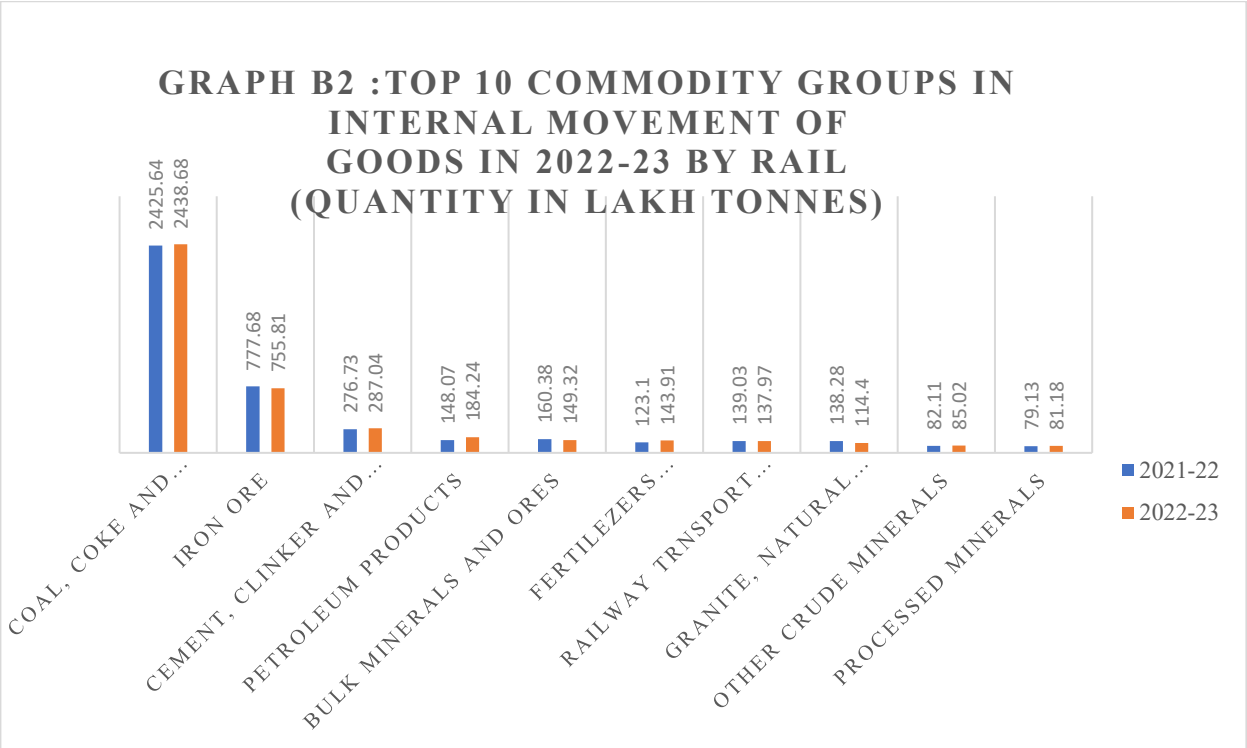

From Table B2 and Graph B2, it is clear that 'Coal, Coke and Briquettes etc.' has hold on to its position quite consistently whereas Iron Ore occupying the 2nd slot has registered a decline in total quantity internally transported between 2021-22 and 2022-23. The major positive trend has been observed in case of Petroleum Products (24.43%); and significant decline has been recorded in case of Granite, Natural Stone and Product (-17.27%).

Coal is the most important fossil fuel in India and accounts for a substantial percentage of the nation's energy demand with bulk of the Coal reserves concentrated in eastern and south – central parts of the country which clearly correlate to the fact that Coal, Coke and Briquettes etc is the most important commodity transported between states (state to state movement by Rail) and internally (internal movement by Rail) in each state.

2.4 COMMODITY BY STATE WISE MOVEMENT BY RAIL:

Table C1 shows Top 5 (five) States which contributed in Outward movement of Top 5 commodities in Inter-State Trade through Rail in 2021-22 and 2022-23.

TABLE C1: OUTWARD MOVEMENT OF TOP 5 COMMODITIES FROM TOP 5 STATES (QUANTITY IN LAKH TONNES)

Commodity	State	2021-22	2022-23	Growth rate (%) in 2023 over 2022 State by state
COAL, COKE AND BRIQUITTES ETC	JHARKHAND	992.78	1135.60	14.39
	ODISHA	778.86	934.65	20.00
	CHHATTISGARH	684.5	791.71	15.66
	ANDHRA PRADESH	205.28	325.41	58.52
	TELANGANA	274.78	276.41	0.59
	ALL STATES	3788.28	4587.23	21.09
CEMENT, CLINKER AND ASBESTOS CEMENT	RAJASTHAN	223.12	260.86	16.91
	CHHATTISGARH	206.04	208.50	1.19
	MADHYA PRADESH	164.54	164.87	0.20
	ANDHRA PRADESH	119.3	128.44	7.66
	KARNATAKA	122.58	123.05	0.38
	ALL STATES	1109.64	1179.32	6.28
IRON ORE	ODISHA	461.14	420.87	-8.73
	CHHATTISGARH	188.22	159.03	-15.51
	JHARKHAND	85.26	76.37	-10.42
	KARNATAKA	48.68	50.65	4.04
	MADHYA PRADESH	21.60	31.09	43.95
	ALL STATES	836.72	789.16	-5.68
RAILWAY TRANSPORT EQUIPMENTS, PARTS	GUJARAT	185.04	210.14	13.57
	RAJASTHAN	92.65	103.50	11.71
	MAHARASHTRA	61.16	74.89	22.46
	HARYANA	61.75	62.35	0.98
	UTTAR PRADESH	34.19	32.19	-5.85
	ALL STATES	610.05	665.87	9.15
FERTILEZERS MANUFACTURED	GUJARAT	132.53	155.40	17.25
	ANDHRA PRADESH	65.00	80.80	24.31
	UTTAR PRADESH	37.43	40.60	8.47
	ODISHA	35.19	39.34	11.79
	RAJASTHAN	28.40	30.95	8.98
	ALL STATES	372.35	438.49	17.76

Table C2 shows Top 5 (five) States which contributed in Inward movement of Top 5 commodities of Inter-State trade through Rail in 2021-22 and 2022-23.

TABLE C2: INWARD MOVEMENT OF TOP 5 COMMODITIES FROM TOP 5 STATES (QUANTITY IN LAKH TONNES)

Commodity	State	2021-22	2022-23	Growth rate (%) in 2023 over 2022 State by state
COAL, COKE AND BRIQUITTES ETC	UTTAR PRADESH	360.36	499.37	38.58
	MAHARASHTRA	352.60	490.88	39.22
	WEST BENGAL	482.50	490.06	1.57
	KARNATAKA	326.72	381.30	16.70
	RAJASTHAN	295.27	359.11	21.62
	ALL STATES	3788.28	4587.23	21.09
CEMENT, CLINKER AND ASBESTOS CEMENT	UTTAR PRADESH	236.03	236.97	0.40
	BIHAR	139.12	167.25	20.22
	WEST BENGAL	154.92	164.23	6.01
	MAHARASHTRA	142.44	138.39	-2.84
	JHARKHAND	73.79	72.60	-1.61
	ALL STATES	1109.64	1179.32	6.28
IRON ORE	WEST BENGAL	222.3	233.49	5.03
	ANDHRA PRADESH	218.03	193.05	-11.46
	CHHATTISGARH	113.84	109.38	-3.92
	JHARKHAND	124.65	108.92	-12.62
	ODISHA	63.72	48.35	-24.12
	ALL STATES	836.72	789.16	-5.68
RAILWAY TRANSPORT EQUIPMENTS, PARTS	GUJARAT	147.08	148.28	0.81
	HARYANA	80.25	93.30	16.26
	RAJASTHAN	71.42	77.20	8.10
	MAHARASHTRA	67.31	69.68	3.53
	PUNJAB	28.13	45.20	60.70
	ALL STATES	610.05	665.87	9.15
FERTILEZERS MANUFACTURED	UTTAR PRADESH	61.93	62.76	1.33
	MADHYA PRADESH	35.67	46.35	29.93
	MAHARASHTRA	33.23	44.89	35.08
	KARNATAKA	31.63	39.56	25.08
	BIHAR	31.72	38.77	22.23
	ALL STATES	372.35	438.49	17.76

Table C3 shows Top 5 (five) States which contributed in Internal movement of Top 5 commodities through Rail in 2021-22 and 2022-23.

TABLE C3: INTERNAL MOVEMENT OF TOP 5 COMMODITIES FROM TOP 5 STATES (QUANTITY IN LAKH TONNES)

Commodity	State	2021-22	2022-23	Growth rate (%) in 2023 over 2022 State by state
COAL, COKE AND BRIQUITTES ETC	ODISHA	805.95	830.91	3.10
	MAHARASHTRA	319.95	300.03	-6.23
	WEST BENGAL	203.72	247.45	21.46
	CHHATTISGARH	323.82	233.06	-28.03
	JHARKHAND	186.67	194.44	4.16
	ALL STATES	2425.64	2438.68	0.54
IRON ORE	ODISHA	356.07	318.09	-10.67
	JHARKHAND	186.67	196.54	5.29
	KARNATAKA	110.65	123.08	11.23
	CHHATTISGARH	118.49	109.12	-7.90
	MAHARASHTRA	0.22	5.51	2354.21
	ALL STATES	777.68	755.81	100.00
CEMENT, CLINKER AND ASBESTOS CEMENT	MAHARASHTRA	57.94	67.54	16.57
	WEST BENGAL	35.11	43.74	24.59
	UTTAR PRADESH	45.06	41.31	-8.32
	ODISHA	25.18	28.07	11.47
	KARNATAKA	21.36	21.99	2.96
	ALL STATES	276.73	287.04	3.72
PETROLEUM PRODUCTS	UTTAR PRADESH	37.04	36.15	-2.40
	KARNATAKA	19.14	29.87	56.06
	MAHARASHTRA	23.09	29.34	27.06
	GUJARAT	20.33	26.86	32.12
	MADHYA PRADESH	11.41	14.95	31.02
	ALL STATES	148.07	184.24	23.75
BULK MINERALS AND ORES	ODISHA	81.69	74.07	-9.33
	GUJARAT	14.11	15.35	8.78
	ANDHRA PRADESH	15.71	11.84	-24.66
	JHARKHAND	10.78	11.64	7.93
	WEST BENGAL	8.63	10.81	25.25
	ALL STATES	160.38	149.32	-6.90

Chapter III

Inter-State Movements/Flows of Goods by Airways in 2022-23

Chapter III

3.1 INTER-STATE MOVEMENTS/FLOWS OF GOODS BY AIRWAYS:

Air transport is one of the several ways to transport goods across the country at a fast pace i.e., speedily. Air transportation provides convenient, reliable and fast services of transport. Importance of Air transportation has increased in recent times with the advent and spread of e-commerce and heightened demand for rapid delivery. Moreover, changing business models such as just-in-time manufacturing, outsourcing of critical components and processes have all contributed to it. Additionally, it is to be reckoned that airways is the only means of transport in remote regions that are not yet readily accessible through other modes of transportation. During 2022-23, 712.37 thousand tonnes of goods were transported by airways within India, an increase by 21.61% vis-à-vis 2021-22 when 585.79 thousand tonnes of goods were transported by airways.

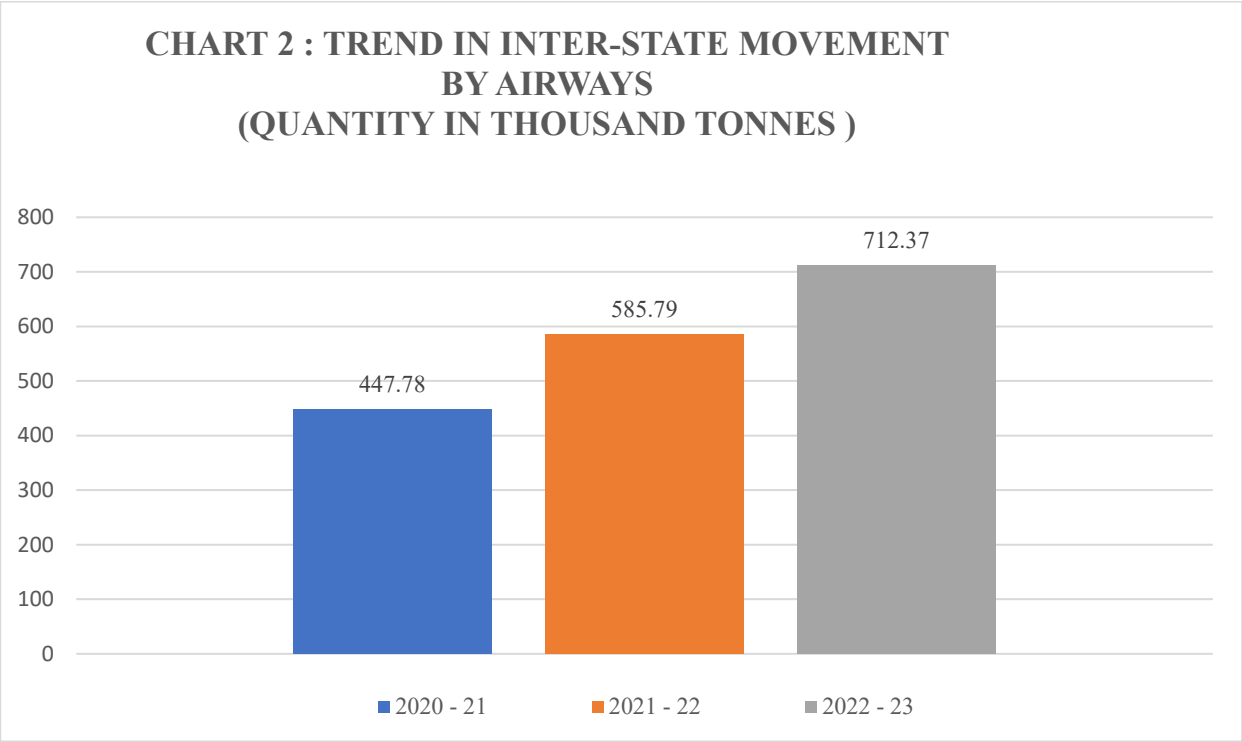

During 2022-23, total outward/inward movement of goods by airways was of 702.68 thousand tonnes, and internal movement accounted for the remaining 9.70 thousand tonnes.

3.2 STATE WISE MOVEMENT BY AIRWAYS

3.2.1 OUTWARD MOVEMENT BY AIRWAYS:

Over the last three years, top 10 states in terms of total outward movement of goods by airways have a combined share of more than 93%. For 2022-23, it was 93.47%. Total outward movement of goods from these top 10 states increased by 22.22% in 2022-23 over the previous year. Total outward movement of goods in India (comprising top 10 states plus other states) by airways increased by 21.67% in 2022-23 over 2021-22.

TABLE D1: TOP 10 STATES IN OUTWARD MOVEMENT OF GOODS BY AIRWAYS (QUANTITY IN THOUSAND TONNES)

States	2020-21	2021-22	2022-23	Share (%) in 2020-21	Share (%) in 2021-22	Share (%) in 2022-23	Growth rate (%) in 2022-23 over 2021-22
DELHI	130.33	166.37	215.79	29.62	28.81	30.71	29.71
MAHARASHTRA	74.05	101.79	130.36	16.83	17.63	18.55	28.07
KARNATAKA	59.45	75.53	88.11	13.51	13.08	12.54	16.66
WEST BENGAL	42.12	62.71	70.89	9.57	10.86	10.09	13.04
TAMIL NADU	44.20	48.75	57.36	10.05	8.44	8.16	17.64
GUJARAT	22.40	29.70	37.05	5.09	5.14	5.27	24.75
TELANGANA	21.27	32.05	33.47	4.83	5.55	4.76	4.43
RAJASTHAN	6.51	7.31	9.94	1.48	1.27	1.41	36.09
UTTAR PRADESH	6.98	8.23	6.93	1.59	1.43	0.99	-15.78
ASSAM	4.33	4.92	6.89	0.98	0.85	0.98	39.90
TOP TEN STATES	411.64	537.36	656.79	93.56	93.05	93.47	22.22
OTHERS	28.35	40.15	45.89	6.44	6.95	6.53	14.30
TOTAL	439.99	577.51	702.68	100.00	100.00	100.00	21.67

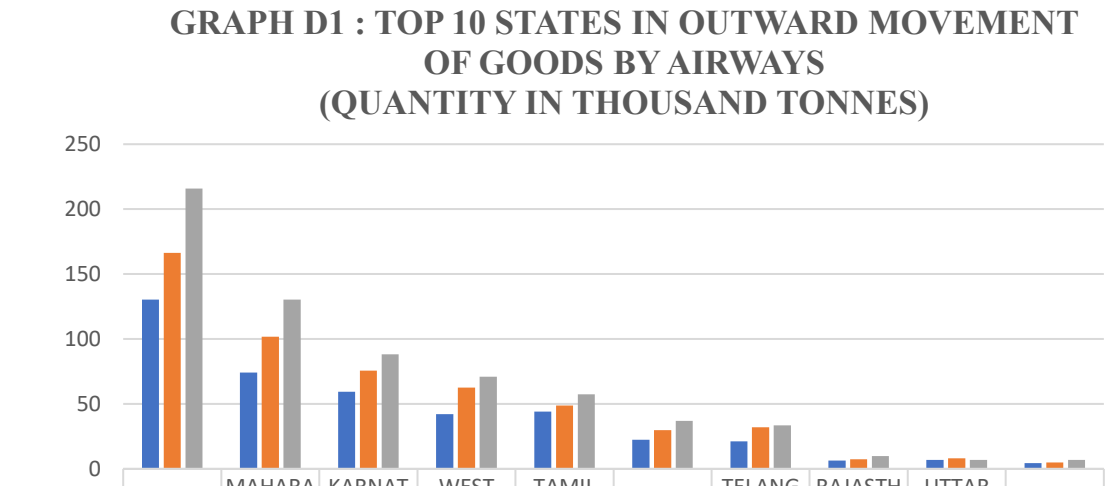

	DELHI	MAHARASHTRA	KARNATAKA	WEST BENGAL	TAMIL NADU	GUJARAT	TELANGANA	RAJASTHAN	UTTAR PRADESH	ASSAM
2020-21	130.33	74.05	59.45	42.12	44.2	22.4	21.27	6.51	6.98	4.33
2021-22	166.37	101.79	75.53	62.71	48.75	29.7	32.05	7.31	8.23	4.92
2022-23	215.79	130.36	88.11	70.89	57.36	37.05	33.47	9.94	6.93	6.89

Delhi ranks top in total outward movement of goods by airways in 2022-23, with a share of 30.71% followed by Maharashtra (18.55%), Karnataka (12.54%) and West Bengal (10.09%). These four states together (depicting a pan-India picture) contribute more than 71.89% of total outward movement of goods in India by airways in 2022-23. Assam has recorded the highest growth rate nearing 40% and Uttar Pradesh has registered a significant deceleration of almost 16% between 2021-22 and 2022-23. Delhi has consistently topped the chart with its growth rate of almost 30% (29.71%) between 2021-22 and 2022-23 being quite significant.

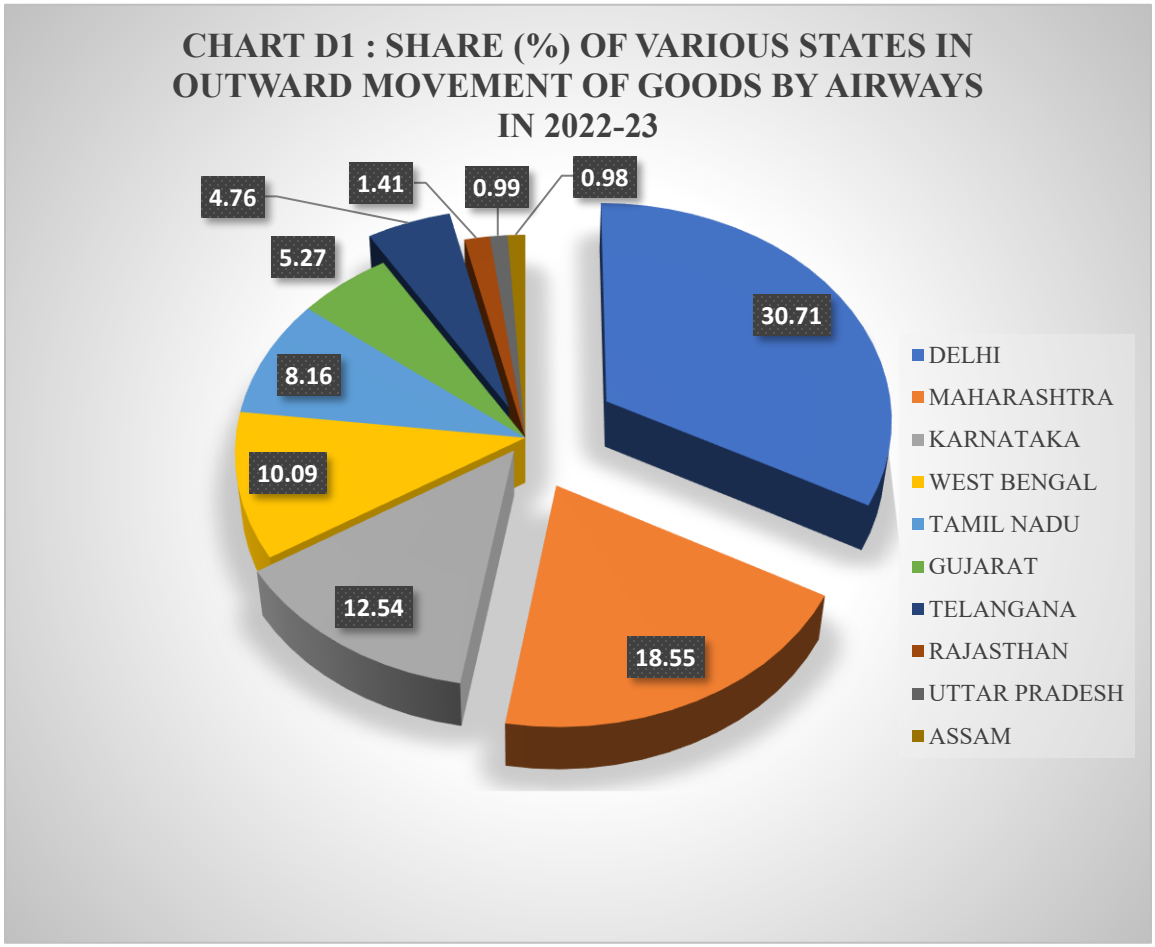
CHART D1 : SHARE (%) OF VARIOUS STATES IN OUTWARD MOVEMENT OF GOODS BY AIRWAYS IN 2022-23
30.71
18.55
12.54
10.09
8.16
5.27
4.76
1.41
0.99
0.98
DELHI
MAHARASHTRA
KARNATAKA
WEST BENGAL
TAMIL NADU
GUJARAT
TELANGANA
RAJASTHAN
UTTAR PRADESH
ASSAM

3.2.2 INWARD MOVEMENT BY AIRWAYS:

Over the last three years top 10 states in terms of total inward movement of goods by airways have a combined share of more than 86%. For 2022-23, it was 87.12%. Total inward movement of goods from these top 10 states increased by 22.12% (YoY) in 2022-23. The growth, however, from 'other States' with smaller share was notably high in 2022-23 at 18.72% (YoY). Total inward movement of goods increased by 21.67% (comprising top 10 states plus other states) in 2022-23 over **2021- 22.**

TABLE D2: TOP 10 STATES IN INWARD MOVEMENT OF GOODS BY AIRWAYS (QUANTITY IN THOUSAND TONNES)

States	2020-21	2021 22	2022-23	Share (%) in 2020-21	Share (%) in 2021-22	Share (%) in 2022-23	Growth rate (%) in 2022-23 over 2021-22
DELHI	104.06	136.38	161.26	23.65	23.62	22.95	18.24
MAHARASHTRA	69.99	98.89	123.87	15.91	17.12	17.63	25.26
KARNATAKA	49.22	64.79	88.07	11.19	11.22	12.53	35.93
WEST BENGAL	42.26	57.02	62.13	9.61	9.87	8.84	8.98
TAMIL NADU	35.78	44.17	54.14	8.13	7.65	7.70	22.55
TELANGANA	28.12	36.73	44.52	6.39	6.36	6.34	21.22
GUJARAT	22.53	27.85	33.65	5.12	4.82	4.79	20.80
ASSAM	10.90	12.21	17.83	2.48	2.11	2.54	46.01
KERALA	7.05	9.48	14.10	1.60	1.64	2.01	48.77
UTTAR PRADESH	9.86	13.77	12.61	2.24	2.38	1.80	-8.40
TOP TEN STATES	379.76	501.28	612.17	86.31	86.80	87.12	22.12
OTHERS	60.22	76.23	90.50	13.69	13.20	12.88	18.72
TOTAL	439.98	577.51	702.67	100.00	100.00	100.00	21.67

GRAPH D2: TOP 10 STATES IN INWARD MOVEMENT OF GOODS BY AIRWAYS (QUANTITY IN THOUSAND TONNES)

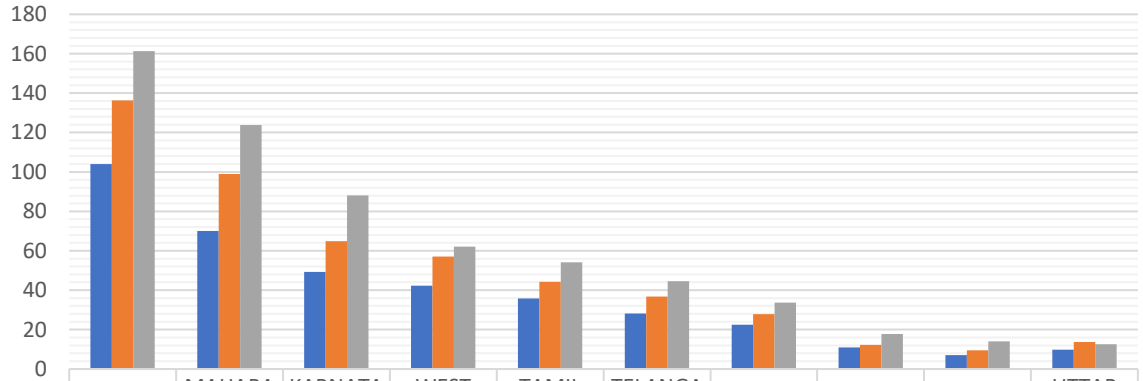

	DELHI	MAHARASHTRA	KARNATAKA	WEST BENGAL	TAMIL NADU	TELANGANA	GUJARAT	ASSAM	KERALA	UTTAR PRADESH
2020-21	104.06	69.99	49.22	42.26	35.78	28.12	22.53	10.9	7.05	9.86
2021 22	136.38	98.89	64.79	57.02	44.17	36.73	27.85	12.21	9.48	13.77
2022-23	161.26	123.87	88.07	62.13	54.14	44.52	33.65	17.83	14.1	12.61

Here too Delhi ranks top in total inward movement of goods by airways in 2022-23, with a share of 22.95% followed by Maharashtra (17.63%), Karnataka (12.53%) and West Bengal (8.84%). These four states together contribute around 62% of total inward movement of goods in India by airways in 2022-23. Kerala has recorded the highest growth rate of 48.77% and Uttar Pradesh is the lone state which has registered a deceleration of 8.40% between 2021-22 and 2022-23.

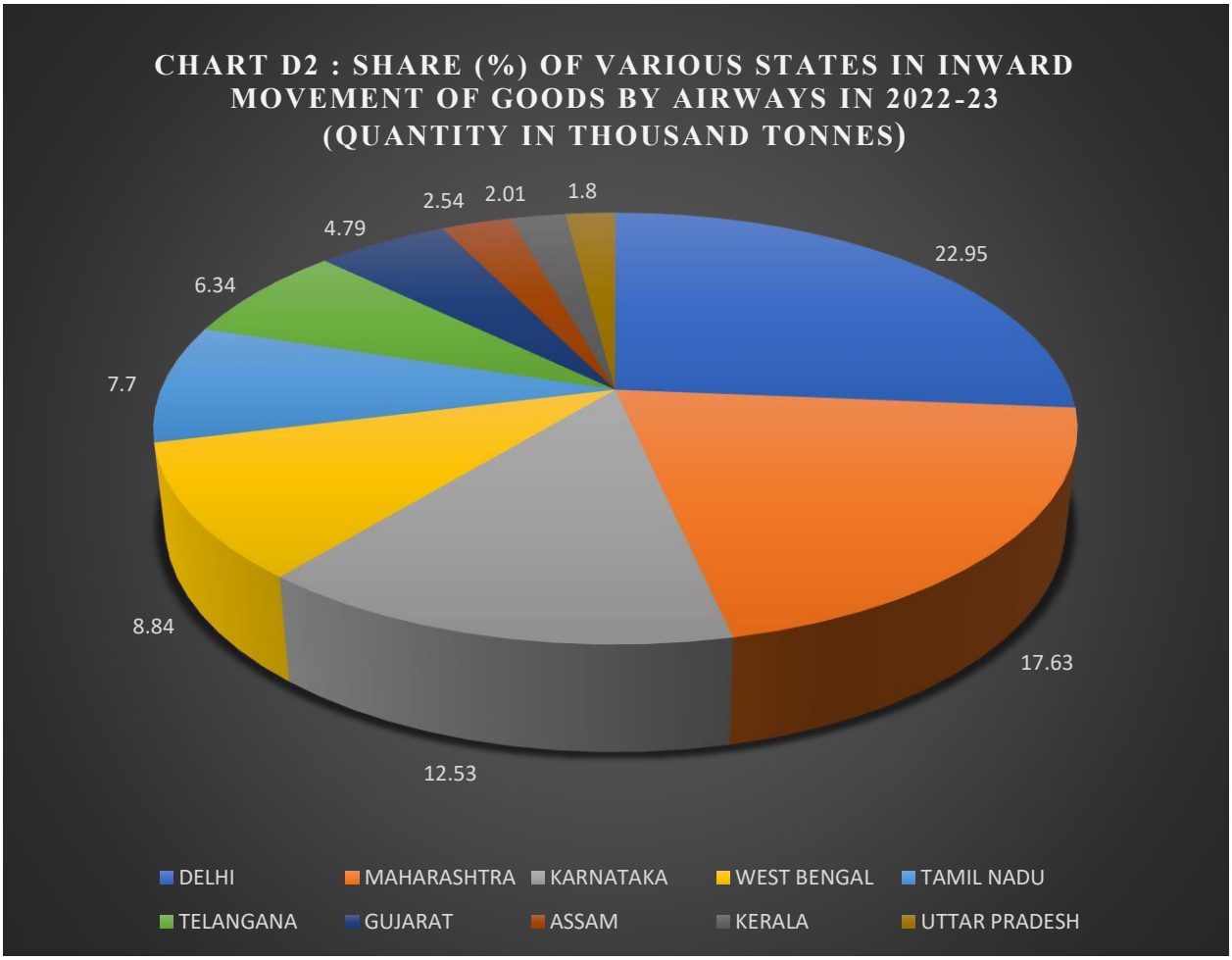
CHART D2 : SHARE (%) OF VARIOUS STATES IN INWARD MOVEMENT OF GOODS BY AIRWAYS IN 2022-23 (QUANTITY IN THOUSAND TONNES)
22.95
17.63
12.53
8.84
7.7
6.34
4.79
2.54
2.01
1.8
DELHI
MAHARASHTRA
KARNATAKA
WEST BENGAL
TAMIL NADU
TELANGANA
GUJARAT
ASSAM
KERALA
UTTAR PRADESH

3.2.3 INTERNAL MOVEMENT BY AIRWAYS:

Top 10 states in terms of total internal movement of goods by airways have a combined share of more than 99% over the last three years. Total internal movement of goods for these top 10 states increased by 17.15% in 2022-23 over the previous year.

TABLE D3: TOP 10 STATES IN INTERNAL MOVEMENT OF GOODS BY AIRWAYS (QUANTITY IN THOUSAND TONNES)

States	2020-21	2021 22	2022- 23	Share (%) in 2020-21	Share (%) in 2021-22	Share (%) in 2022-23	**Growth rate (%) in 2022-23 over 2021-22**
MAHARASHTRA	3.90	4.43	5.18	50.00	53.53	53.42	16.89
WEST BENGAL	1.13	1.68	1.83	14.49	20.24	18.89	9.31
KARNATAKA	0.86	1.05	1.09	11.08	12.69	11.18	3.24
TAMIL NADU	1.06	0.35	0.82	13.56	4.20	8.45	135.88
JAMMU AND KASHMIR	0.29	0.33	0.48	3.68	4.00	4.93	44.46
ASSAM	0.51	0.21	0.23	6.58	2.54	2.40	10.45
ANDHRA PRADESH	0.01	0.13	0.05	0.14	1.59	0.51	-62.32
UTTAR PRADESH	0.02	0.05	0.02	0.25	0.65	0.18	-68.26
KERALA	0.00	0.03	0.00	0.02	0.36	0.02	-92.59
RAJASTHAN	0.00	0.02	0.00	0.00	0.19	0.02	-86.52
TOP TEN STATES	7.77	8.28	9.70	99.80	100.00	100.00	17.15
OTHERS	0.02	0.00	0.00	0.20	0.00	0.00	0.00
TOTAL	**7.79**	**8.28**	**9.70**	**100.00**	**100.00**	**100.00**	**17.15**

GRAPH D3: TOP 10 STATES IN INTERNAL MOVEMENT OF GOODS BY AIRWAYS IN 2022-23 (QUANTITY IN THOUSAND TONNES)

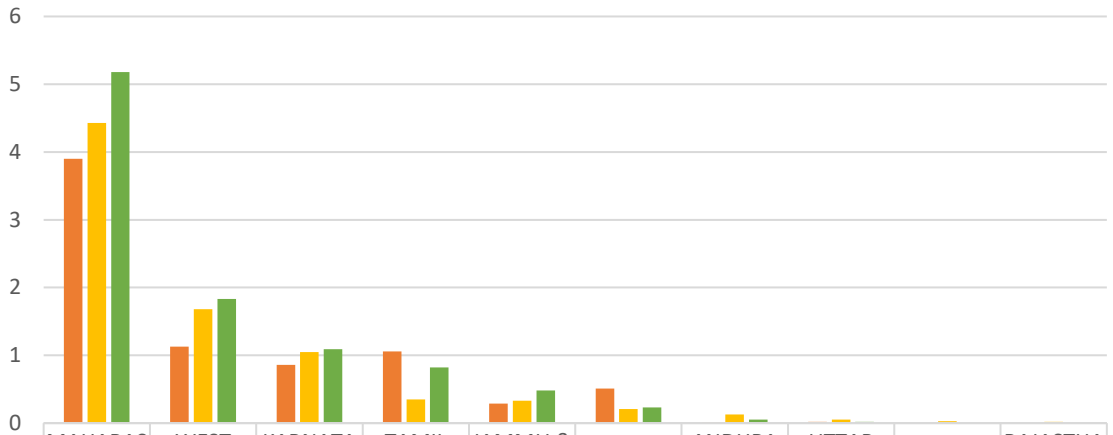

	MAHARASHTRA	WEST BENGAL	KARNATAKA	TAMIL NADU	JAMMU & KASHMIR	ASSAM	ANDHRA PRADESH	UTTAR PRADESH	KERALA	RAJASTHAN
2020-21	3.9	1.13	0.86	1.06	0.29	0.51	0.01	0.02	0	0
2021 22	4.43	1.68	1.05	0.35	0.33	0.21	0.13	0.05	0.03	0.02
2022- 23	5.18	1.83	1.09	0.82	0.48	0.23	0.05	0.02	0	0

Maharashtra is the largest among all states for internal distribution of goods by airways with a share of 53.42% in total internal movement of goods by airways in 2022-23 followed by West Bengal (18.89%) and Karnataka (11.18%). While Tamil Nadu has recorded a growth rate of over 135% during the reference period in this segment followed by Jammu and Kashmir with growth rate of 44.46% and share of almost 5% in the total internal movement of goods by airways; Andhra Pradesh, Uttar Pradesh, Kerala and Rajasthan have recorded decelerations of significant levels. The overall internal movement of goods by airways is gradually increasing from 2020-21 to 2021-22 and further to 2022-23.

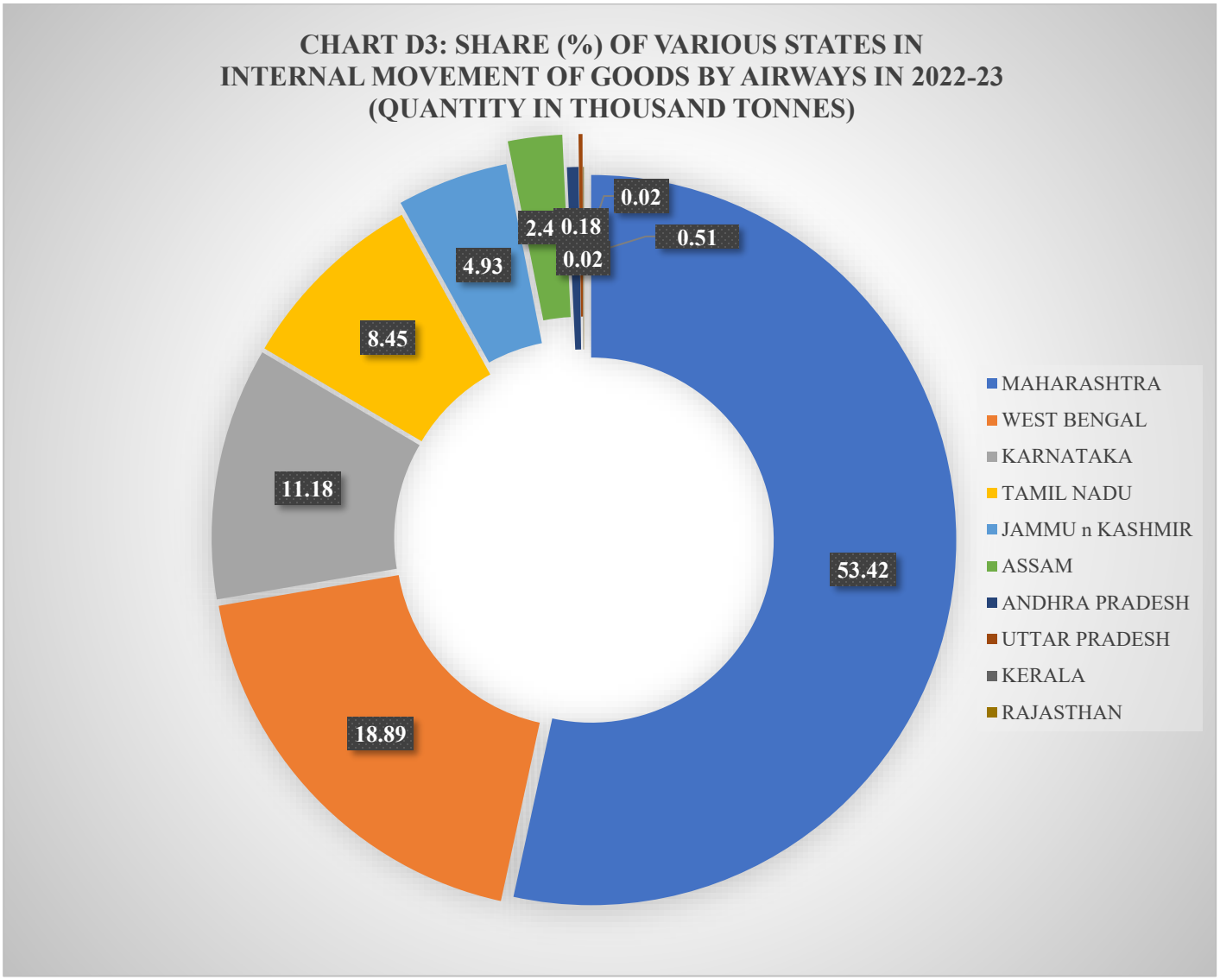

The top three states Maharashtra, West Bengal and Karnataka together have contributed more than 83.49% in total internal movement of goods in 2022-23. It is to be noted that Andhra Pradesh, Kerala, Uttar Pradesh and Rajasthan have very marginal contribution in this segment as recorded in 2022-23.

Chapter IV

Inter – State Movements/Flows of Goods by Waterways (River ways) in 2022-23

Chapter IV

4.1 INTER-STATE MOVEMENT/FLOW OF GOODS BY WATERWAYS (RIVER WAYS)

Waterways/River ways is the cheapest means of transportation of goods and is most suitable to carry heavy and bulky goods. It is a fuel-efficient and environment-friendly mode of transport.

During 2022-23, total 719.41 lakh tonnes of goods were transported by river ways within India, including internal movement, which is a rise by 27.76% over 563.11 lakh tonnes of goods transported by river ways in 2021-22.

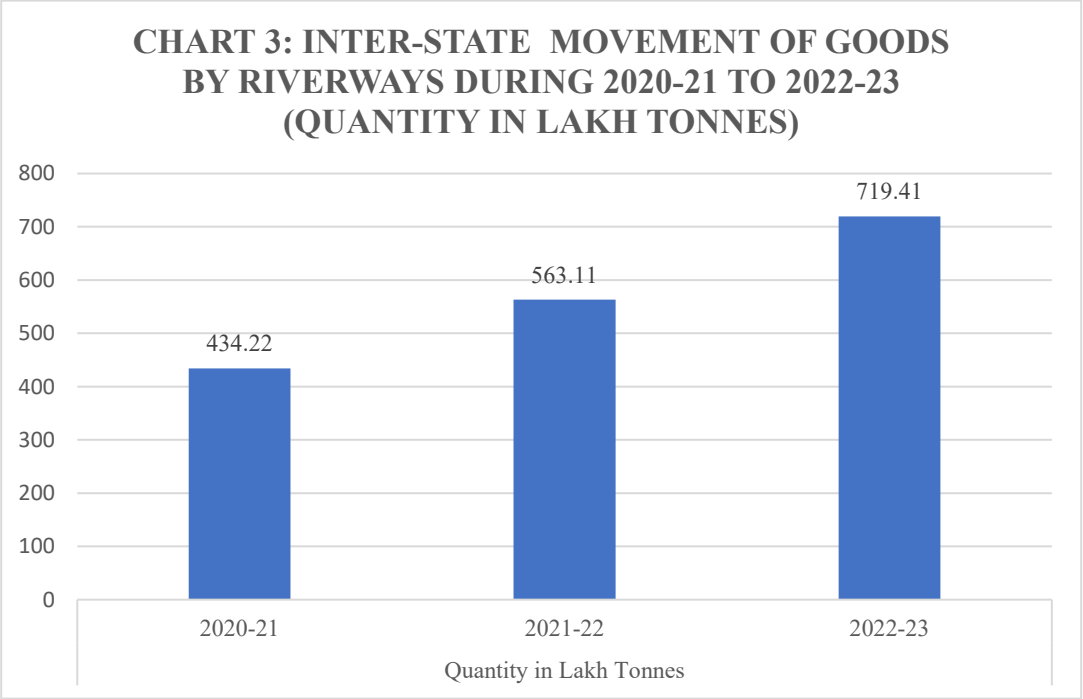

During 2022-23, total outward/inward movement of goods by river ways was of 275.85 lakh tonnes, a rise by 2.08% over 270.23 lakh tonnes of outward/inward movement of goods in 2021-22. Internal movement of goods by river-ways amounting 443.57 lakh tonnes in 2022-23 has been quite significant.

4.2 STATE WISE MOVEMENT BY RIVER WAYS

4.2.1 OUTWARD MOVEMENT BY RIVER WAYS:

TABLE E1: TOP 10 STATES IN OUTWARD MOVEMENT OF GOODS BY RIVER WAYS (QUANTITY IN LAKH TONNES)

States	2020-21	2021-22	2022-23	Share (%) in 2020-21	Share (%) in 2021-22	Share (%) in 2022-23	Growth rate (%) in 2022-23 over 2021-22
GUJARAT	99.51	158.90	136.09	45.10	58.80	49.34	-14.35
ODISHA	54.81	44.27	63.48	24.84	16.38	23.01	43.39
ANDHRA PRADESH	47.54	41.55	55.46	21.55	15.38	20.11	33.49
JHARKHAND	11.32	16.87	14.88	5.13	6.24	5.39	-11.79
WEST BENGAL	2.05	3.22	3.61	0.93	1.19	1.31	12.06
KARNATAKA	1.00		1.36	0.45	0.00	0.49	136.00
MAHARASHTRA	4.40	4.74	0.70	1.99	1.75	0.26	-85.16
GOA		0.56	0.23	0.00	0.21	0.08	-59.24
ASSAM			0.04	0.00	0.00	0.01	4.00
BIHAR	0.00	0.07	0.00	0.00	0.03	0.00	-98.16
OTHERS	0.00	0.05	0.00	0.00	0.02	0.00	-99.20
TOTAL	220.63	270.23	275.85	100.00	100.00	100.00	2.08

NOTE: Cells in the Table left blank indicates no movements and '0' indicates negligible movement.

Table E1 shows Share of top 10 states out of 11 considered states in total outward movement of goods by river in 2022-23. Four out of these 10 states - Gujrat, Odisha, Andhra Pradesh and Jharkhand contributed 97.85% of the total outward movement of goods by river-ways in 2022-23. Out of four states, shares of Gujarat and Jharkhand declined in 2022-23 and shares of Odisha and Andhra Pradesh increased on YoY basis.

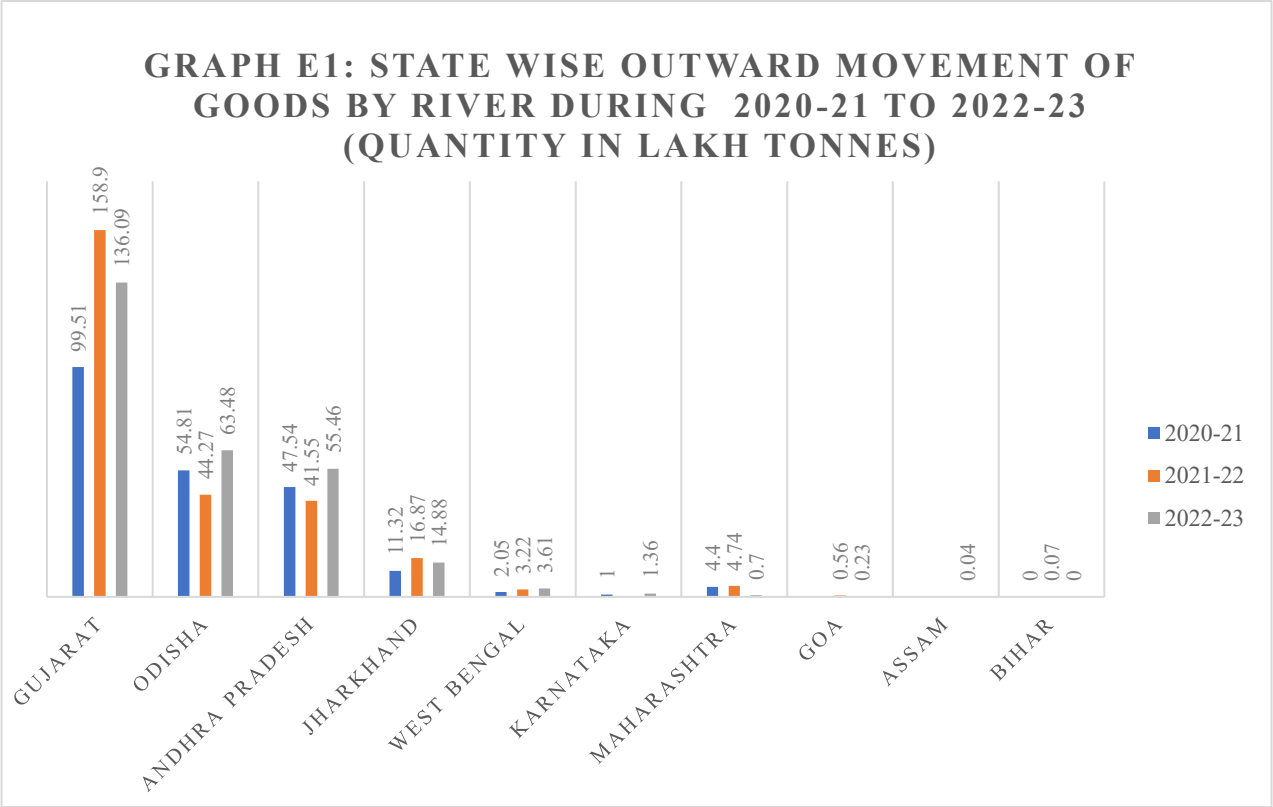

From Graph E1, it is observed that outward movement of goods by River ways of Odisha & Andhra Pradesh increased in 2022-23 vis-à-vis 2021-22 but it declined for Gujarat & Jharkhand in 2022-23 than that was in 2021-22.

4.2.2 INWARD MOVEMENT BY RIVER-WAYS:

TABLE E2: TOP 10 STATES/UTs IN INWARD MOVEMENT OF GOODS BY RIVER WAYS (QUANTITY IN LAKH TONNES)

States	2020-21	2021-22	2022-23	Share (%) in 2020-21	Share (%) in 2021-22	Share (%) in 2022-23	Growth rate (%) in 2022-23 over 2021-22
MAHARASHTRA	81.52	92.43	126.69	36.95	34.20	45.93	37.07
ANDHRA PRADESH	49.79	81.69	74.44	22.57	30.23	26.99	-8.88
ODISHA	34.24	66.17	52.93	15.52	24.49	19.19	-20.01
BIHAR	12.35	16.51	12.51	5.60	6.11	4.54	-24.22
WEST BENGAL	0.67	2.03	4.54	0.30	0.75	1.65	123.82
KARNATAKA	5.46	2.72	1.34	2.47	1.01	0.49	-50.73
TAMIL NADU	1.59	2.26	1.10	0.72	0.84	0.40	-51.48
KERALA		2.25	0.69	0.00	0.83	0.25	-69.48
GUJARAT	32.12	1.48	0.60	14.56	0.55	0.22	-59.21
PUDUCHERRY			0.50	0.00	0.00	0.18	100.00
OTHERS	2.90	2.69	0.51	1.31	1.00	0.18	-81.05
TOTAL	220.64	270.23	275.85	100.00	100.00	100.00	2.08

NOTE: Cells in the Table left blank indicates no movements and '0' indicates negligible movement.

Total 12 states are involved in inward movement of goods. Four out of these states - Maharashtra, Andhra Pradesh, Odisha and Bihar contributed 96.64% in total inward movement of goods in 2022-23. All states of Table E2 except for Maharashtra and West Bengal registered YoY decline in 2022-23. Puducherry is a new entry. On and overall basis YoY growth of total outward/inward movement of goods in 2022-23 was 2.08%.

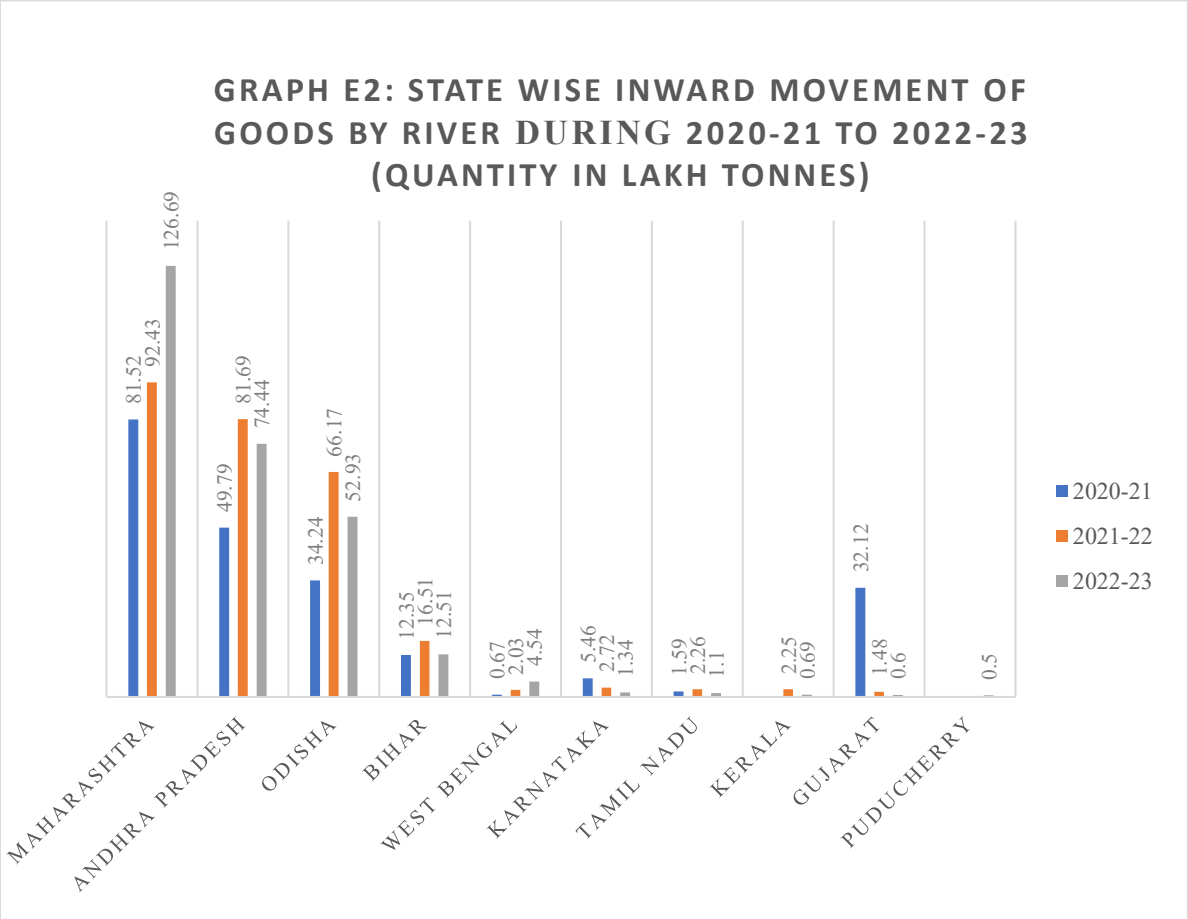

From the Graph E2, it is clear that for inward movement of goods by River-ways, year-on- year increase was witnessed only in case of Maharashtra and West Bengal. Puducherry is a new entrant with very minimal movement of goods recorded.

4.2.3 INTERNAL MOVEMENT BY RIVER-WAYS:

TABLE E3: TOP STATES IN INTERNAL MOVEMENT OF GOODS BY RIVER WAYS (QUANTITY IN LAKH TONNES)

States	2020-21	2021-22	2022-23	Share (%) in 2020-21	Share (%) in 2021-22	Share (%) in 2022-23	Growth rate (%) in 2022-23 over 2021-22
MAHARASHTRA	84.88	157.38	278.48	39.74	53.74	62.78	76.95
WEST BENGAL	41.92	52.41	73.54	19.63	17.89	16.58	40.32
GOA	60.09	45.78	29.29	28.13	15.63	6.60	-36.02
KERALA	7.34	16.95	27.03	3.44	5.79	6.09	59.47
GUJARAT	15.92	17.64	23.31	7.45	6.02	5.25	32.13
ODISHA		0.3	8.84	0.00	0.10	1.99	2845.41
ASSAM	2.06	2.27	3.08	0.97	0.78	0.69	35.78
UTTAR PRADESH		0.02	0.00	0.00	0.01	0.00	-80.15
OTHERS	1.38	0.13		0.65	0.04	0.00	-100.00
TOTAL	213.58	292.88	443.57	100.00	100.00	100.00	51.45

NOTE: Cells in the Table left blank indicates no movements and '0' indicates negligible movement.

Among 8(eight) states using waterways for internal movement of goods, top 6(six) states contributed more than 99% in 2022-23. Maharashtra is highest in internal movement of goods by river-ways in 2022-23, followed by West Bengal with a share of 16.58%. All states except Goa and U.P. registered year-on year positive growth in 2022-23. In the year 2022-23 YoY growth of total internal movement of goods by river was a significant 51.45%.

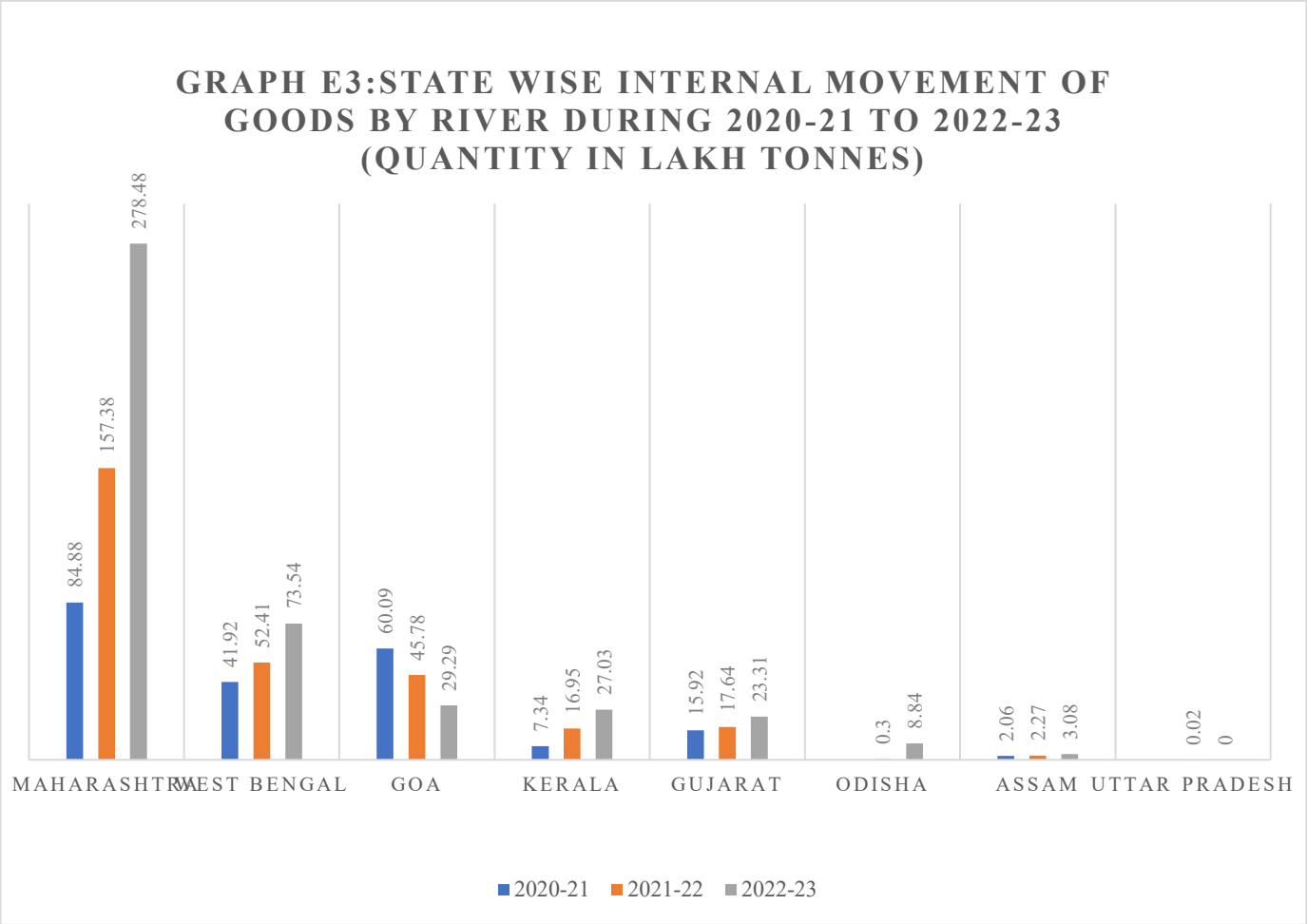

From the Graph E3, it is clear that internal movement of goods by River-ways, increased for all other states except UP and Goa in 2022-23.

4.3 COMMODITY WISE MOVEMENT BY RIVER WAYS

4.3.1 STATE TO STATE MOVEMENT BY RIVER WAYS:

Total state-to-state movement of top 10 commodity groups by riverways was 274.93 lakh tonnes, contributing 99.67% of total state-to-state movement of goods during 2022-23.

TABLE F1: STATE-TO-STATE MOVEMENT OF TOP 10 COMMODITY GROUPS BY RIVER WAYS (QUANTITY IN LAKH TONNES)

Commodity	2021-22	2022-23	Share (%) in 2021-22	Share (%) in 2022-23	Growth rate (%) in 2022-23 over 2021-22
IRON ORE	226.52	239.48	83.82	86.82	5.72
GRANITE, NATURAL STONE AND PRODUCT	4.40	14.88	1.63	5.39	237.84
IRON AND STEEL	11.14	12.05	4.12	4.37	8.12
OTHER COMMODITIES	14.52	2.48	5.37	0.90	-82.94
CEMENT, CLINKER AND ASBESTOS CEMENT	4.97	1.41	1.84	0.51	-71.66
COAL, COKE AND BRIQUETTES ETC	5.29	1.27	1.96	0.46	-76.08
INDUSTRIAL. MACHINERY FOR DAIRY ETC	1.44	1.25	0.53	0.45	-13.14
PROCESSED MINERALS	0.82	0.87	0.30	0.31	5.59
MOLASSES		0.77	0.00	0.28	77.00
BULK MINERALS AND ORES		0.48	0.00	0.17	48.00
OTHERS	1.12	0.92	0.41	0.33	-17.86
TOTAL	270.23	275.85	100.00	100.00	2.08

NOTE: Cells in the Table left blank indicates no movements and '0' indicates negligible movement.

Table F1 shows that 'Iron Ore' and 'Granite, Natural Stone and Product' were two dominant items transported from one state to another state in 2022-23 with a combined share of 92.21% in total state-to-state movement of goods followed by 'Iron and Steel' with a share of 4.37%. The growth rate of 'Granite, Natural Stone and Product' is a stupendous 237.84% and 'Iron Ore' is the consistent dominant player.

A graphical representation of top 5 commodities in Table F1 is presented as under.

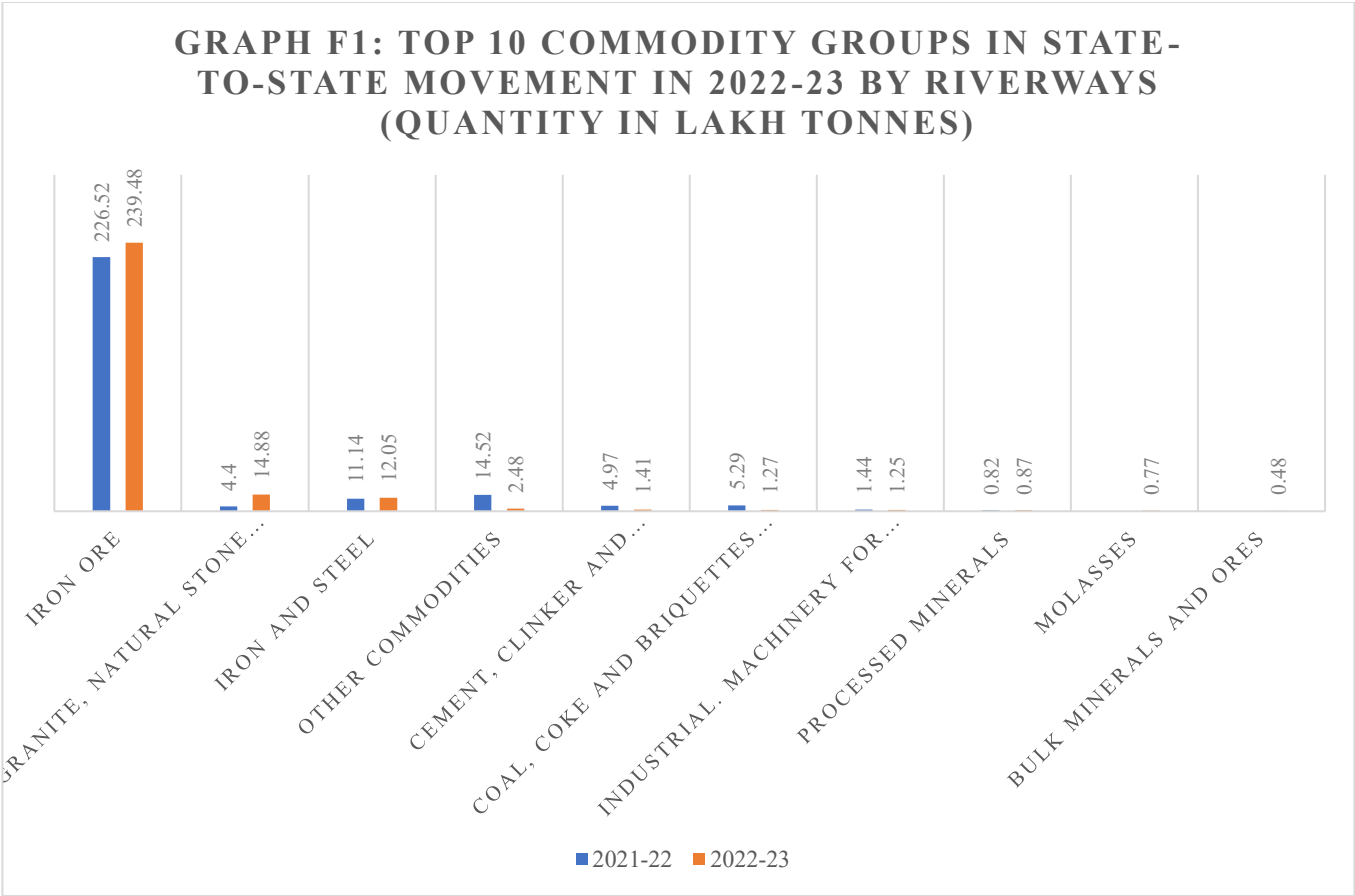

From the Graph F1, it is clear that Trend in State-to-State movement of 'Iron Ore'; 'Granite, Natural Stone and Product'; 'Iron and Steel' increased substantially in 2022-23 than previous financial year but it declined for the 'Other Commodities'; 'Cement, Clinker and Asbestos Cement'; 'Coal, Coke and Briquettes etc.' & 'Industrial Machinery for Dairy etc.' in 2022-23. There are commodities which also increased 'Processed Minerals'; 'Molasses' & 'Bulk Minerals and Ores'.

4.3.2 INTERNAL MOVEMENT BY RIVER WAYS:

Total internal movement of top 10 commodity groups by river were 418.12 lakh tonnes, contributing 94.26% in total internal movement of goods during 2022-23.

TABLE F2: INTERNAL MOVEMENT OF TOP 10 COMMODITY GROUPS BY RIVER WAYS (QUANTITY IN LAKH TONNES)

Commodity	2021-22	2022-23	Share (%) in 2021-22	Share (%) in 2022-23	Growth rate (%) in 2022-23 over 2021-22
COAL, COKE AND BRIQUETTES ETC	125.10	167.33	42.71	37.72	33.76
IRON ORE	90.68	166.09	30.96	37.44	83.17
OTHER COMMODITIES	15.42	22.03	5.27	4.97	42.82
CEMENT, CLINKER AND ASBESTOS CEMENT	14.10	17.28	4.81	3.90	22.59
PROCESSED MINERALS	3.65	14.10	1.25	3.18	285.97
CERAMICS AND ALLIED PRODUCTS	11.23	7.99	3.83	1.80	-28.79
RAILWAY TRANSPORT EQUIPMENTS, PARTS	5.35	6.69	1.83	1.51	25.14
PETROLEUM PRODUCTS	2.15	5.96	0.73	1.34	177.29
MOTOR VEHICLE/CARS	4.38	5.52	1.50	1.24	25.79
INORGANIC CHEMICALS	4.91	5.13	1.68	1.16	4.28
OTHERS	15.91	25.44	5.43	5.74	59.90
TOTAL	292.88	443.56	100.00	100.00	51.45

Table F2 shows that 'Coal, Coke and Briquettes etc.' and 'Iron Ore' were major items transported within states in 2022-23 with a combined share of 75.17% of total internal movement of goods; followed distantly by - 'Other Commodities' and 'Cement, Clinker and Asbestos Cement'. In terms of growth rates recorded in 2022-23 vis-a-vis 2021-22 all commodities but for 'Ceramics and Allied Products' have registered positive figures with 'Processed Minerals' registering a significant 285.97% growth rate.

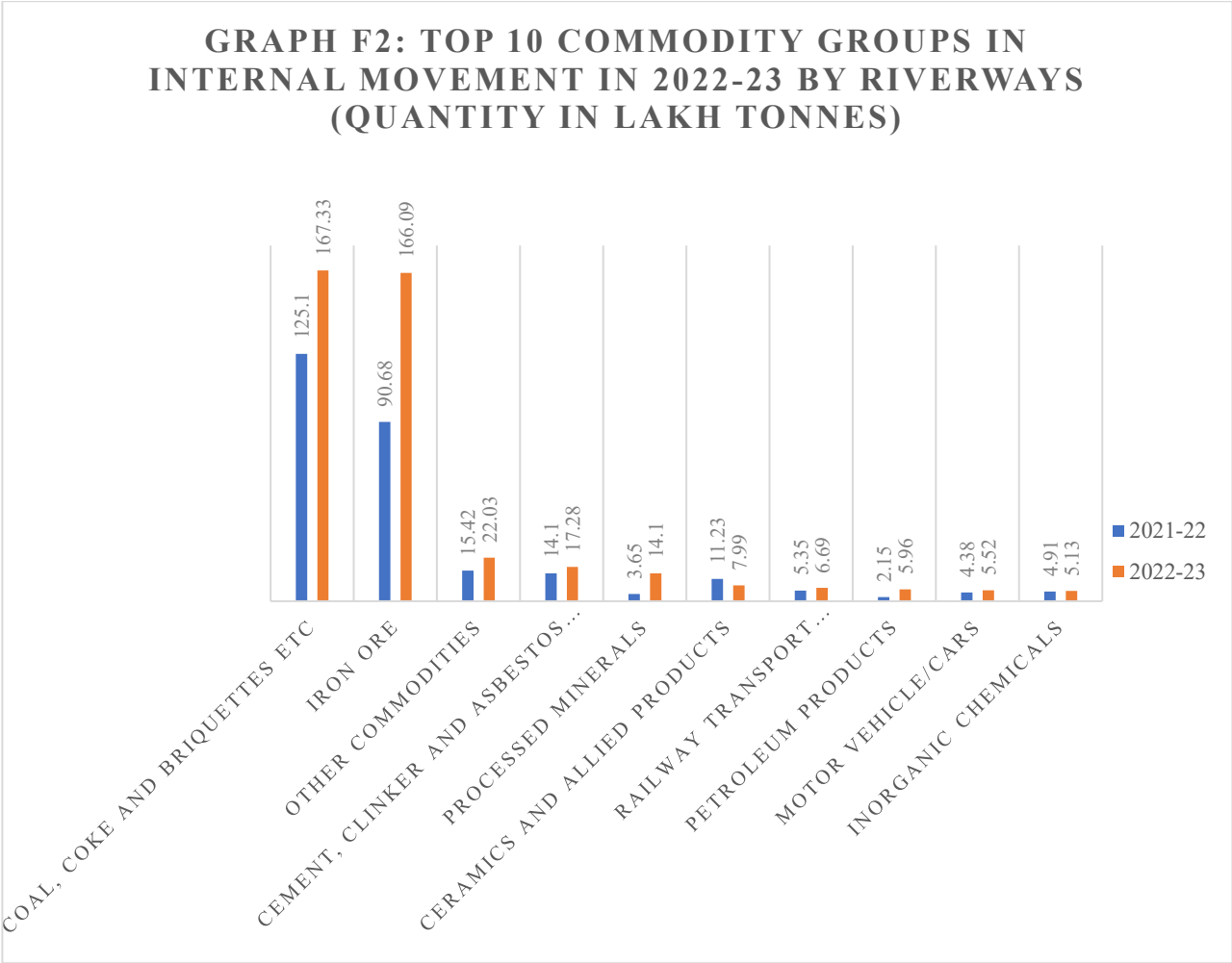

From the Graph F2, it is clear that Trend in Internal Movement of Goods by River increased in 2022-23 compared to that in 2021-22 but it declined for the commodity group 'Ceramics and Allied Products' in 2022-23 than that in 2021-22.

4.4 COMMODITY BY STATE WISE MOVEMENT BY RIVER WAYS:

Table G1 shows the States involved in Outward movements of top 5 commodities through River ways in 2021-22 and 2022-23

TABLE G1: OUTWARD MOVEMENT OF TOP 5 COMMODITIES FROM DIFFERENT STATES (QUANTITY IN LAKH TONNES)

Commodity	State	2021-22	2022-23	Share (%) in 2021-22	Share (%) in 2022-23	Growth rate (%) in 2022-23 over 2021-22
IRON ORE	GUJARAT	142.44	121.19	62.88	50.60	-14.92
	ODISHA	43.46	62.71	19.19	26.19	44.28
	ANDHRA PRADESH	37.54	54.07	16.57	22.58	44.02
	WEST BENGAL	1.78	0.96	0.78	0.40	-45.84
	KARNATAKA		0.55	0.00	0.23	100.00
	OTHERS	1.29		0.57	0.00	-100.00
	TOTAL	226.52	239.48	100.00	100.00	5.72
GRANITE, NATURAL STONE AND PRODUCT	JHARKHAND	4.34	14.88	98.58	100.00	242.72
	OTHERS	0.06		1.42	0.00	-100.00
	TOTAL	4.40	14.88	100.00	100.00	237.84
IRON AND STEEL	GUJARAT	11.06	11.91	99.29	98.91	7.70
	MAHARASHTRA	0.03	0.13	0.23	1.09	416.65
	OTHERS	0.05		0.48	0.00	-100.00
	TOTAL	11.14	12.05	100.00	100.00	8.12
OTHER COMMODITIES	WEST BENGAL	1.23	2.45	8.45	98.78	99.49
	MAHARASHTRA	0.73	0.02	5.00	0.82	-97.21
	GUJARAT	0.04	0.01	0.27	0.39	-75.57
	UTTAR PRADESH		0.00	0.00	0.02	100.00
	OTHERS	12.53		86.28	0.00	-100.00
	TOTAL	14.52	2.48	100.00	100.00	-82.94
CEMENT, CLINKER AND ASBESTOS CEMENT	ANDHRA PRADESH	3.50	1.39	70.43	98.98	-60.17
	GUJARAT	1.47	0.01	29.57	1.02	-99.02
	OTHERS			0.00	0.00	
	TOTAL	4.97	1.41	100.00	100.00	-71.66

NOTE: Cells in the Table left blank indicates no movements and '0' indicates negligible movement.

Table G2 shows the States involved in Inward movements of top 5 commodities through River ways in 2021-22 and 2022-23.

TABLE G2: INWARD MOVEMENT OF TOP 5 COMMODITIES FROM DIFFERENT STATES (QUANTITY IN LAKH TONNES)

Commodity	State	2021-22	2022-23	Share (%) in 2021-22	Share (%) in 2022-23	Growth rate (%) in 2022-23 over 2021-22
IRON ORE	MAHARASHTRA	84.50	118.29	37.30	49.40	39.99
	ANDHRA PRADESH	80.35	73.95	35.47	30.88	-7.96
	ODISHA	60.29	47.24	26.62	19.73	-21.65
	OTHERS	1.37		0.61	0.00	-100.00
	TOTAL	226.52	239.48	100.00	100.00	5.72
GRANITE, NATURAL STONE AND PRODUCT	BIHAR	4.34	10.38	98.58	69.72	138.95
	WEST BENGAL	0.06	4.51	1.42	30.28	7088.08
	OTHERS			0.00	0.00	
	TOTAL	4.40	14.88	100.00	100.00	237.84
IRON AND STEEL	ODISHA	3.63	4.86	32.61	40.33	33.74
	MAHARASHTRA	3.38	4.69	30.29	38.94	38.98
	KARNATAKA	2.72	1.23	24.37	10.18	-54.85
	TAMIL NADU	1.36	1.10	12.24	9.10	-19.56
	GUJARAT	0.00	0.13	0.01	1.09	9110.01
	KERALA		0.04	0.00	0.35	100.00
	OTHERS	0.05		0.48	0.00	-100.00
	TOTAL	11.14	12.05	100.00	100.00	8.12
OTHER COMMODITIES	BIHAR	12.04	1.99	82.92	80.24	-83.49
	UTTAR PRADESH		0.46	0.00	18.55	100.00
	GUJARAT		0.02	0.00	0.82	100.00
	MAHARASHTRA	0.04	0.01	0.27	0.39	-75.57
	OTHERS	2.44		16.81	0.00	-100.00
	TOTAL	14.52	2.48	100.00	100.00	-82.94
CEMENT, CLINKER AND ASBESTOS CEMENT	KERALA	2.25	0.64	45.28	45.73	-71.38
	PUDUCHERRY		0.50	0.00	35.50	100.00
	ODISHA	1.27	0.25	25.59	17.75	-80.34
	KARNATAKA		0.01	0.00	1.02	100.00
	OTHERS	1.45		29.13	0.00	-100.00
	TOTAL	4.97	1.41	100.00	100.00	-71.66

NOTE: Cells in the Table left blank indicates no movements and '0' indicates negligible movement.

Table G3 shows the States involved in Internal movements of top 5 commodities through River ways in 2021-22 and 2022-23

TABLE G3: INTERNAL MOVEMENT OF TOP 5 COMMODITIES FROM DIFFERENT STATES (QUANTITY IN LAKH TONNES)

Commodity	State	2021-22	2022-23	Share (%) in 2021-22	Share (%) in 2022-23	Growth rate (%) in 2022-23 over 2021-22
COAL, COKE AND BRIQUETTES ETC	MAHARASHTRA	102.28	131.92	81.76	78.84	28.98
	WEST BENGAL	17.29	25.96	13.82	15.51	50.14
	GOA	4.48	6.75	3.58	4.03	50.75
	GUJARAT	1.05	2.70	0.84	1.62	157.15
	OTHERS			0.00	0.00	
	TOTAL	125.10	167.33	100.00	100.00	33.76
IRON ORE	MAHARASHTRA	53.63	143.81	59.14	86.59	-73.18
	GOA	36.57	21.32	40.33	12.84	-94.17
	GUJARAT	0.48	0.57	0.53	0.34	-88.23
	WEST BENGAL		0.39	0.00	0.23	100.00
	OTHERS			0.00	0.00	
	TOTAL	90.68	166.09	100.00	100.00	-81.68
OTHER COMMODITIES	WEST BENGAL	14.27	20.67	92.52	93.82	44.84
	ASSAM	0.83	1.07	5.36	4.88	30.03
	MAHARASHTRA	0.29	0.20	1.87	0.92	-29.89
	GUJARAT	0.02	0.06	0.10	0.29	291.65
	KERALA	0.02	0.02	0.15	0.09	-12.94
	OTHERS			0.00	0.00	
	TOTAL	15.42	22.03	100.00	100.00	42.82
CEMENT, CLINKER AND ASBESTOS CEMENT	GUJARAT	14.08	15.96	99.90	92.34	13.30
	MAHARASHTRA		1.30	0.00	7.51	
	WEST BENGAL	0.01	0.02	0.10	0.14	78.04
	KERALA		0.00	0.00	0.01	
	OTHERS			0.00	0.00	
	TOTAL	14.10	17.28	100.00	100.00	22.59
PROCESSED MINERALS	ODISHA	0.29	7.55	7.96	53.52	2496.45
	KERALA		5.03	0.00	35.65	100.00
	WEST BENGAL	2.99	1.53	81.92	10.83	-48.98
	OTHERS	0.37		10.12	0.00	-100.00
	TOTAL	3.65	14.10	100.00	100.00	285.97

NOTE: Cells in the Table left blank indicates no movements and '0' indicates negligible movement.

Table I: State wise Total Movements of Goods by Rail during 2022 - 23 (Quantity in Tonnes)

Sl No.	From State -->> / To State --->>	ANDHRA PRADESH	ARUNACHAL PRADESH	ASSAM	BIHAR	CHANDIGARH	CHHATTISGARH	DELHI	GOA
		1	2	3	4	5	6	7	8
1	ANDHRA PRADESH	14106985.00		1740.00	317505.10	7920.00	18340518.80		83530.70
2	ARUNACHAL PRADESH			184477.90					
3	ASSAM	478366.90		1679399.70	1721980.20	300.00	326642.80	706676.50	
4	BIHAR	1648621.70		915336.80	3402597.60	23547.00	2701723.00		
5	CHANDIGARH	60449.90					4634.70		
6	CHHATTISGARH	16925250.80		15322.70	24784.20	5376.00	37874089.60		20711.30
7	DELHI	26875.50	744.00	3695.00	3413.00	6454.30	73873.70	7688.00	
8	GOA	81886.10					30417.10		
9	GUJARAT	172566.60		15866.20	89671.60		10537240.10	95298.30	1894.50
10	HARYANA	264531.00	369.00	47954.40	238069.90	7940.50	289400.10	67076.80	
11	HIMACHAL PRADESH								
12	JAMMU & KASHMIR	7937.50					3758.30	5768.00	
13	JHARKHAND	1092712.90		52353.70	258557.20		7436141.00	2460.50	20628.70
14	KARNATAKA	17062540.20	381.00		41602.70	15384.00	2009398.50		10108242.30
15	KERALA	1095237.40			42591.20	459.60	132384.20		

Table I: State wise Total Movements of Goods by Rail during 2022 - 23 (Quantity in Tonnes)

Sl No.	From State -->> / To State --->>	ANDHRA PRADESH	ARUNACHAL PRADESH	ASSAM	BIHAR	CHANDIGARH	CHHATTISGARH	DELHI	GOA
		1	2	3	4	5	6	7	8
16	MADHYA PRADESH	2483126.00		39109.40	48765.30	2076.00	17245392.70	2618.30	21737.10
17	MAHARASHTRA	7985663.50		32281.10	94271.40	15420.00	31387463.60	154535.80	1090085.50
18	MANIPUR	12116.30		74451.20			6417.70		
19	MIZORAM	1325.80		23027.30			10871.60		
20	NAGALAND	8068.90		141867.10	3990.00		8870.00	39643.80	
21	ODISHA	13972579.30		67414.40	82430.70		5945976.80	6490.30	8741.70
22	PUDUCHERRY								
23	PUNJAB	226700.60	680.00	19209.00	106540.80	21060.50	3248860.00	18836.20	84090.40
24	RAJASTHAN	143092.40		1000.00	17950.70		19300784.00	545773.40	4966.20
25	TAMIL NADU	5114028.20			139171.90	9036.80	645368.50	250640.30	154529.20
26	TELANGANA	3236815.70				11124.00	1036668.10	2206.60	9820.80
27	TRIPURA	18158.60		1826784.40	23119.70			20967.70	
28	UTTAR PRADESH	984846.20		339001.60	402233.60	48121.00	2246012.30	103602.00	64903.00
29	UTTARAKHAND	8441.90		2661.00	161587.60		39361.20	1900.50	
30	WEST BENGAL	3028371.50	64.00	372830.30	750904.90		10877124.20	90384.80	36401.10
Outward Total --->>		90247296.40	2238.00	5855783.20	7971739.30	174219.70	171759392.60	2122567.80	11710282.50

Table I: State wise Total Movements of Goods by Rail during 2022 - 23 (Quantity in Tonnes)

Sl No.	From State -->> / To State --->>	GUJARAT	HARYANA	HIMACHAL PRADESH	JAMMU & KASHMIR	JHARKHAND	KARNATAKA	KERALA	MADHYA PRADESH
		9	10	11	12	13	14	15	16
1	ANDHRA PRADESH	870971.90	18804.60			826879.80	3590119.90	341921.30	2042977.90
2	ARUNACHAL PRADESH		5292.00						
3	ASSAM	1351270.70	673045.00			2419693.80	207689.70	626.80	408009.40
4	BIHAR	1383295.60	1582824.30		11393.00	40723172.50	290436.10	8590.00	7142542.50
5	CHANDIGARH	75532.70				116222.10	560.00		3785.00
6	CHHATTISGARH	1035532.90	1140.00			2761321.10	68620.80		2388983.20
7	DELHI	673141.00	93631.90	1530.00		264717.70	2655.60		78578.90
8	GOA	32352.20					2069345.70		19729.90
9	GUJARAT	14532842.90	5477515.70			102870.00	790951.70	587.90	3081884.70
10	HARYANA	12877076.90	3089615.80	1360.00	2744.00	13514736.80	523727.80		1808537.00
11	HIMACHAL PRADESH		6448.00						
12	JAMMU & KASHMIR	153022.90	724907.90		15428.00				
13	JHARKHAND	450108.30	55334.50			44513446.00	33897.40		1659915.70
14	KARNATAKA	1965758.10	303373.60			744977.60	23595683.50	639809.90	951985.80
15	KERALA	20912.20	27650.50			3140.00	619594.30	1012961.00	338085.00

Table I: State wise Total Movements of Goods by Rail during 2022 - 23 (Quantity in Tonnes)

Sl No.	From State -->> / To State --->>	GUJARAT	HARYANA	HIMACHAL PRADESH	JAMMU & KASHMIR	JHARKHAND	KARNATAKA	KERALA	MADHYA PRADESH
		9	10	11	12	13	14	15	16
16	MADHYA PRADESH	7668668.60	184670.50			3262206.20	88188.80	552.20	19967142.50
17	MAHARASHTRA	7592760.10	937243.80			1964663.20	13422230.50	1964.20	5496515.50
18	MANIPUR		20224.00			46329.80			3356.70
19	MIZORAM		15846.00			15494.10			
20	NAGALAND	20736.20	47205.00				4252.00		7391.90
21	ODISHA	628495.90	30422.00			7007527.00	57474.00	2664.00	1998162.30
22	PUDUCHERRY						2978.30		
23	PUNJAB	5244076.80	1821858.10	39069.60	341192.60	9323335.70	315239.70		2373955.10
24	RAJASTHAN	12187354.40	1259860.20		3689.00	491558.90	33842.00		6817849.20
25	TAMIL NADU	522062.50	107408.70			680491.10	3840055.40	1554393.20	1002075.70
26	TELANGANA	929854.00	21779.00			238762.50	1593330.00	189841.10	560800.40
27	TRIPURA	98868.90	77332.00			33017.00	13453.00	117.00	13832.40
28	UTTAR PRADESH	10993777.10	4656833.70	4188.40	94953.60	33397274.50	364463.70		24880342.20
29	UTTARAKHAND	288971.70	335372.30			213379.20			607385.90
30	WEST BENGAL	2160563.50	275850.30			39935676.50	614379.30	10571.00	3301780.80
Outward Total --->>		83758008.00	21851489.40	46148.00	469400.20	202600893.10	52143169.20	3764599.60	86955605.60

Table I: State wise Total Movements of Goods by Rail during 2022 - 23 (Quantity in Tonnes)

Sl No.	From State -->> / To State --->>	MAHARASHTRA	MANIPUR	MIZORAM	NAGALAND	ODISHA	PUDUCHERRY	PUNJAB	RAJASTHAN
		17	18	19	20	21	22	23	24
1	ANDHRA PRADESH	1570928.70			183.00	23512989.80	28315.50	68343.50	65211.30
2	ARUNACHAL PRADESH							14552.00	3359.80
3	ASSAM	567477.20	6240.00		5814.80	1095479.90		2363147.40	618219.70
4	BIHAR	1061604.70		500.40	66975.80	7032707.70		4343376.70	1169388.00
5	CHANDIGARH	14629.00				187786.10		38283.00	127097.70
6	CHHATTISGARH	2157349.20		628.00		26303743.80		30585.00	1037907.80
7	DELHI	254164.80		581.80	2435.70	5856.60		42414.30	2076651.30
8	GOA	108714.20				4338.30		46288.00	
9	GUJARAT	8856284.40		2253.00		630654.30		3426697.00	7320202.40
10	HARYANA	850111.50			61.00	3633617.00		933299.60	7578557.40
11	HIMACHAL PRADESH							3224.00	
12	JAMMU & KASHMIR	31261.80				2159.60		1829792.50	743835.70
13	JHARKHAND	289392.70				26448228.80		315984.60	736798.50
14	KARNATAKA	9203397.20		1372.60		4289703.30	29886.10	1577305.20	349357.20
15	KERALA	40626.20				59742.50	2657.20	438700.20	175529.70

Table I: State wise Total Movements of Goods by Rail during 2022 - 23 (Quantity in Tonnes)

Sl No.	From State -->> / To State --->>	MAHARASHTRA	MANIPUR	MIZORAM	NAGALAND	ODISHA	PUDUCHERRY	PUNJAB	RAJASTHAN
		17	18	19	20	21	22	23	24
16	MADHYA PRADESH	7058488.60				4936378.40		37868.60	2413432.40
17	MAHARASHTRA	51390485.20		1419.10		10179356.00		2528652.90	1409677.00
18	MANIPUR				320.00	1947.80		86455.90	
19	MIZORAM		9326.60			1252.00		99615.20	
20	NAGALAND	6686.10						282746.80	5113.30
21	ODISHA	413496.10		83.60		138768906.40		98812.40	806249.60
22	PUDUCHERRY								
23	PUNJAB	247504.20			303.00	7119790.30		1095785.00	3476590.30
24	RAJASTHAN	1100842.60		405.20	118.00	1374430.00		2595386.60	4606860.90
25	TAMIL NADU	1019386.90		1341.90		1505331.00	7223828.10	178484.30	670594.40
26	TELANGANA	1668138.80				885660.90	22175.10	40910.20	137113.00
27	TRIPURA	31592.10	6386.00	3224.00	101977.60	3343.60		290016.80	41824.70
28	UTTAR PRADESH	1516188.40			2630.70	6922540.50		8379142.20	13233412.10
29	UTTARAKHAND	49297.00		320.00		63180.60		315739.30	772827.00
30	WEST BENGAL	1545106.50		10623.90	9367.10	46404310.30		1346218.20	1529275.60
Outward Total --->>		91053154.10	21952.60	22753.50	190186.70	311373435.50	7306862.00	32847827.40	51105086.80

Table I: State wise Total Movements of Goods by Rail during 2022 - 23 (Quantity in Tonnes)

Sl No.	From State -->> / To State --<<	TAMIL NADU	TELANGANA	TRIPURA	UTTAR PRADESH	UTTARAKHAND	WEST BENGAL	Inward Total --<<
		25	26	27	28	29	30	
1	ANDHRA PRADESH	1748959.80	10129027.50		346214.50		745473.10	78765521.70
2	ARUNACHAL PRADESH					1335.00		209016.70
3	ASSAM	50756.00	48352.80	801.00	566546.60	188791.40	5023064.00	20508392.30
4	BIHAR	16932.50	186300.90		5048815.70	33095.70	10477585.10	89271363.30
5	CHANDIGARH				11831.40		25512.20	666323.80
6	CHHATTISGARH	1338.40	66652.00	225.00	925959.80	250.00	1490875.60	93136647.20
7	DELHI	377369.60	18918.60		49143.20	13477.50	112796.50	4190808.50
8	GOA	6891.80						2399963.30
9	GUJARAT	47812.40	25921.80	225.00	2720821.80	204698.60	540875.60	58675636.50
10	HARYANA	77567.80	171244.90		4006353.10	49625.30	2205528.20	52239105.80
11	HIMACHAL PRADESH							9672.00
12	JAMMU & KASHMIR				281975.30			3799847.50
13	JHARKHAND	12037.60	768629.70		626345.70	10856.30	12258482.80	97042312.60
14	KARNATAKA	7025371.20	14221864.40		291941.50	5445.80	89422.40	94524204.10
15	KERALA	838816.40	851540.10		120603.00	2500.10	6004.90	5829735.70

Table I: State wise Total Movements of Goods by Rail during 2022 - 23 (Quantity in Tonnes)

Sl No.	From State -->> / To State --->>	TAMIL NADU	TELANGANA	TRIPURA	UTTAR PRADESH	UTTARAKHAND	WEST BENGAL	Inward Total -->>
		25	26	27	28	29	30	
16	MADHYA PRADESH	18933.60	654079.50		5243839.20	211.00	744445.00	72121929.90
17	MAHARASHTRA	205472.30	7578418.00		1607096.90	31662.80	506400.30	145613738.70
18	MANIPUR			3286.00	2667.00	3588.00	7073.80	268234.20
19	MIZORAM				2667.00	1719.00		181144.60
20	NAGALAND				61295.90	21239.00	18024.60	677130.60
21	ODISHA	61376.20	567119.60	2961.60	403964.10	446.00	5194181.20	176125975.20
22	PUDUCHERRY	26742.80						29721.10
23	PUNJAB	60032.90			2720075.80	18539.00	914128.90	38837454.50
24	RAJASTHAN	28991.60		200.00	8490248.10	116950.20	317054.40	59439208.00
25	TAMIL NADU	9147751.00	3474131.10		239523.10	8802.00	115754.30	37604189.60
26	TELANGANA	629804.90	18381888.30		25597.70	4250.00	93112.10	29719653.20
27	TRIPURA	1875.00	1335.00	30462.30	39547.10		70731.40	2747966.30
28	UTTAR PRADESH	52455.10	278428.80		33805114.70	387510.80	3274626.40	146432602.60
29	UTTARAKHAND				671344.00	66825.70	28541.30	3627136.20
30	WEST BENGAL	105137.20	1514236.60	1325.00	1492372.10	11575.80	35810074.40	151234524.90
Outward Total --->>		20542426.10	58938089.60	39485.90	69801904.30	1183395.00	80069768.50	1465929160.60

Table II : State Wise Inward, Outward and Internal Movements of Goods on Principal Commodities by Rail during 2022 - 23 (Quantity In Tonnes)

Sl. No.	Principal Commodities	ANDHRA PRADESH			ARUNACHAL PRADESH			ASSAM		
		Outward	Inward	Internal	Outward	Inward	Internal	Outward	Inward	Internal
	1	2	3	4	5	6	7	8	9	10
1	AGRO CHEMICALS								3435.10	
2	ALCOHOLIC BEVERAGES								42948.90	
3	ALUMINIUM, PRODUCTS OF ALUMINM		74352.20							
4	ATM, INJCTNG MLDING MCHNRY ETC								707.30	
5	AUTO COMPONENTS/PARTS									
6	BICYCLE AND PARTS									
7	BOOKS, PUBLICATIONS AND PRNTNG									
8	BULK MINERALS AND ORES	5777756.10	807703.80	1183658.40				2451.00	338698.30	
9	CASTOR OIL									
10	CERAMICS AND ALLIED PRODUCTS								847.80	640.50
11	CEREAL PREPARATIONS								14747.90	
12	CMNT, CLINKR AND ASBSTOS CMNT	12844029.30	679293.60	1230832.20				71539.00	2381886.90	279678.40
13	COAL,COKE AND BRIQUITTES ETC	32541333.20	29617356.70	6552369.20				979217.10	3611076.90	15775.40
14	COSMETICS AND TOILETRIES								7239.10	
15	COTTON FABRICS, MADEUPS ETC.								19532.70	
16	COTTON RAW INCLD. WASTE								22.00	
17	CRANES, LIFTS AND WINCHES									
18	DAIRY PRODUCTS								56073.10	
19	DYES									
20	ELECTRIC MACHINERY AND EQUIPME									
21	FERTILEZERS CRUDE								1749.10	
22	FERTILEZERS MANUFACTURED	8080223.30	1415665.80	1461326.30				106175.60	497321.70	127462.10
23	FLORICLTR PRODUCTS								845.00	

Table II : State Wise Inward, Outward and Internal Movements of Goods on Principal Commodities by Rail during 2022 - 23 (Quantity In Tonnes)

Sl. No.	Principal Commodities	ANDHRA PRADESH			ARUNACHAL PRADESH			ASSAM		
		Outward	Inward	Internal	Outward	Inward	Internal	Outward	Inward	Internal
	1	2	3	4	5	6	7	8	9	10
24	FRESH FRUITS								7884.80	
25	FRESH VEGETABLES								120251.40	
26	GRANIT, NATRL STONE AND PRODCT	161362.90	1062647.30	281512.20				810361.70	218055.60	676560.10
27	HANDCRFS(EXCL.HANDMADE CRPTS)									
28	INDL. MACHNRY FOR DAIRY ETC		31271.90						5603.30	89.10
29	INORGANIC CHEMICALS	446608.20	4212.80					2306.30	8792.50	
30	IRON AND STEEL	2142388.60	856837.10	87755.80					558860.70	8.00
31	IRON ORE	298039.70	19305190.20	7530.80						
32	MANMADE YARN,FABRICS,MADEUPS									
33	MILLED PRODUCTS								2552.20	
34	MISC PROCESSED ITEMS		1334.60						128355.20	
35	MOLLASES								6643.40	
36	MOTOR VEHICLE/CARS	38204.60							123109.50	
37	MOULDED AND EXTRUDED GOODS								9509.00	
38	OIL MEALS	11280.00	127314.00						22708.40	
39	ORGANIC CHEMICALS									
40	OTHER CEREALS	129963.20	518915.60	64712.50					11555.60	
41	OTHER COMMODITIES	5294.30	3405.90					16137.20	1300116.50	
42	OTHER CONSTRUCTION MACHINERY								480.00	
43	OTHER CRUDE MINERALS	217979.20	317738.90	826474.80					37515.50	
44	OTHER JUTE MANUFACTURES									
45	OTHER MISC. ENGINEERING ITEMS		185602.90						2342395.20	2593.40
46	OTHER OIL SEEDS								24.80	

Table II : State Wise Inward, Outward and Internal Movements of Goods on Principal Commodities by Rail during 2022 - 23 (Quantity In Tonnes)

Sl. No.	Principal Commodities	ANDHRA PRADESH			ARUNACHAL PRADESH			ASSAM		
		Outward	Inward	Internal	Outward	Inward	Internal	Outward	Inward	Internal
	1	2	3	4	5	6	7	8	9	10
47	OTHER WOOD AND WOOD PRODUCTS	116960.50	183.00		2238.00	3359.80		13148.00	23031.80	
48	PAINT, VARNISH AND ALLID PRODC	2393.10							37077.20	
49	PAPER, PAPER BOARD AND PRODUCT								16792.50	
50	PETROLEUM PRODUCTS	4493519.80	1348018.90	921993.50		184477.90		1084287.20	567232.20	520091.30
51	PETROLEUM: CRUDE								833507.20	2720.00
52	PLASTIC RAW MATERIALS								327.20	
53	PLYWOOD AND ALLIED PRODUCTS								832.60	
54	PROCESSED FRUITS AND JUICES								1757.40	
55	PROCESSED MINERALS	5523396.50	2189593.80	254009.70				964222.70	43041.20	125.00
56	PRODUCTS OF IRON AND STEEL	230237.60	179860.00	8484.80				18046.40	180630.50	51008.40
57	PULP AND WASTE PAPER									
58	PULSES								116137.10	270.00
59	RAILWY TRNSPRT EQUIPMNTS, PRTS	2161516.30	2089632.90	116890.10				103196.80	767585.70	452.00
60	RESIDUL CHEMICL AND ALLED PROD									
61	RICE -BASMOTI								63.00	
62	RICE(OTHER THAN BASMOTI)	774205.50	2276614.70	1096200.20		21179.00		2629.70	3063331.80	600.00
63	SPICES								4391.50	
64	SUGAR	32864.70	895092.70					2664.80	499045.80	
65	TWO AND THREE WHEELERS								40.00	
66	VEGETABLE OILS	11045.00							5605.40	
67	WHEAT	99709.80	670697.40	13234.50					787017.10	1326.00
Grand Total --->>		76140311.40	64658536.70	14106985.00	2238.00	209016.70		4176383.50	18828992.60	1679399.70

Table II : State Wise Inward, Outward and Internal Movements of Goods on Principal Commodities by Rail during 2022 - 23 (Quantity In Tonnes)

Sl. No.	Principal Commodities	BIHAR			CHANDIGARH			CHHATTISGARH		
		Outward	Inward	Internal	Outward	Inward	Internal	Outward	Inward	Internal
	1	11	12	13	14	15	16	17	18	19
1	AGRO CHEMICALS									
2	ALCOHOLIC BEVERAGES								6390.00	
3	ALUMINIUM, PRODUCTS OF ALUMINM								33620.20	
4	ATM, INJCTNG MLDING MCHNRY ETC		224.00					280.00		266.00
5	AUTO COMPONENTS/PARTS									
6	BICYCLE AND PARTS									
7	BOOKS, PUBLICATIONS AND PRNTNG									
8	BULK MINERALS AND ORES	2498.80	1220762.10			8577.80		401519.60	3423403.10	639425.60
9	CASTOR OIL		1118.70							
10	CERAMICS AND ALLIED PRODUCTS									
11	CEREAL PREPARATIONS									
12	CMNT, CLINKR AND ASBSTOS CMNT	244281.50	16724577.80	1544002.50	74972.30	90149.90		20849640.20	93085.40	752690.40
13	COAL,COKE AND BRIQUITTES ETC		35531578.20			31342.70		79170742.20	31491447.70	23306396.00
14	COSMETICS AND TOILETRIES									
15	COTTON FABRICS, MADEUPS ETC.		2136.00							
16	COTTON RAW INCLD. WASTE		374.40							
17	CRANES, LIFTS AND WINCHES				459.60					
18	DAIRY PRODUCTS									
19	DYES									
20	ELECTRIC MACHINERY AND EQUIPME									
21	FERTILEZERS CRUDE		33417.90						5296.00	
22	FERTILEZERS MANUFACTURED	13520.80	3876881.80	127791.60		61170.30		5285.50	1725368.00	
23	FLORICLTR PRODUCTS									

Table II : State Wise Inward, Outward and Internal Movements of Goods on Principal Commodities by Rail during 2022 - 23 (Quantity In Tonnes)

Sl. No.	Principal Commodities	BIHAR			CHANDIGARH			CHHATTISGARH		
		Outward	Inward	Internal	Outward	Inward	Internal	Outward	Inward	Internal
	1	11	12	13	14	15	16	17	18	19
24	FRESH FRUITS									
25	FRESH VEGETABLES		493716.30							
26	GRANIT, NATRL STONE AND PRODCT	114989.00	13575986.60	626075.20		3224.00		83515.00	141507.40	422311.40
27	HANDCRFS(EXCL.HANDMADE CRPTS)		27238.20							
28	INDL. MACHNRY FOR DAIRY ETC		55683.40		96060.80				16137.20	
29	INORGANIC CHEMICALS		29134.30						188.20	
30	IRON AND STEEL		1324805.30	658.00		389693.80		4795166.40	1003902.30	125261.30
31	IRON ORE		18725.50					15902514.20	10937778.50	10912464.10
32	MANMADE YARN,FABRICS,MADEUPS		9.60							
33	MILLED PRODUCTS									
34	MISC PROCESSED ITEMS	28548.90	29412.10					19237.60		
35	MOLLASES									
36	MOTOR VEHICLE/CARS		22280.20			4575.00			986.30	
37	MOULDED AND EXTRUDED GOODS		1.00							
38	OIL MEALS		79269.60					6795.10		
39	ORGANIC CHEMICALS									
40	OTHER CEREALS	663590.10	86600.10	30771.20				39152.00	20069.00	
41	OTHER COMMODITIES	156639.70	93530.00					4206.40	19969.00	
42	OTHER CONSTRUCTION MACHINERY									
43	OTHER CRUDE MINERALS	1671.00	1055011.80					1049395.40	78142.00	852648.30
44	OTHER JUTE MANUFACTURES	3171.40	50610.40	1216.00					51709.20	
45	OTHER MISC. ENGINEERING ITEMS	861135.00						65114.40	439425.60	6776.70
46	OTHER OIL SEEDS		496.00						5261.00	

Table II : State Wise Inward, Outward and Internal Movements of Goods on Principal Commodities by Rail during 2022 - 23 (Quantity In Tonnes)

Sl. No.	Principal Commodities	BIHAR			CHANDIGARH			CHHATTISGARH		
		Outward	Inward	Internal	Outward	Inward	Internal	Outward	Inward	Internal
	1	11	12	13	14	15	16	17	18	19
47	OTHER WOOD AND WOOD PRODUCTS		804.40					14080.80	8364.90	
48	PAINT, VARNISH AND ALLID PRODC		4010.00							
49	PAPER, PAPER BOARD AND PRODUCT									
50	PETROLEUM PRODUCTS	918722.60	1381124.10	1250.30		33183.80		698564.10	2850662.20	
51	PETROLEUM: CRUDE	714049.30								
52	PLASTIC RAW MATERIALS									
53	PLYWOOD AND ALLIED PRODUCTS									
54	PROCESSED FRUITS AND JUICES									
55	PROCESSED MINERALS		715687.40	392336.30		38316.70		2204666.90	2442113.80	829502.60
56	PRODUCTS OF IRON AND STEEL	7656.40	101920.00	102978.50		6089.80		1199364.10	62418.30	20949.60
57	PULP AND WASTE PAPER									
58	PULSES		120.00							
59	RAILWY TRNSPRT EQUIPMNTS, PRTS	260424.40	1369934.00	1300.00				1050160.20	322246.30	5397.60
60	RESIDUL CHEMICL AND ALLED PROD									
61	RICE -BASMOTI									
62	RICE(OTHER THAN BASMOTI)	85378.00	5682468.30	565067.90				6317716.00	26795.00	
63	SPICES		64.00							
64	SUGAR	26513.00	572443.70	2737.00						
65	TWO AND THREE WHEELERS		5276.60							
66	VEGETABLE OILS		1008.70							
67	WHEAT	466351.80	1700323.20	6413.10	2727.00			8186.90	56271.00	
Grand Total --->>		4569141.70	85868765.70	3402597.60	174219.70	666323.80		133885303.00	55262557.60	37874089.60

Table II : State Wise Inward, Outward and Internal Movements of Goods on Principal Commodities by Rail during 2022 - 23 (Quantity In Tonnes)

Sl. No.	Principal Commodities	DELHI			GOA			GUJARAT		
		Outward	Inward	Internal	Outward	Inward	Internal	Outward	Inward	Internal
	1	20	21	22	23	24	25	26	27	28
1	AGRO CHEMICALS	250.00						3792.20		
2	ALCOHOLIC BEVERAGES									
3	ALUMINIUM, PRODUCTS OF ALUMINM									
4	ATM, INJCTNG MLDING MCHNRY ETC									
5	AUTO COMPONENTS/PARTS								838.00	
6	BICYCLE AND PARTS									
7	BOOKS, PUBLICATIONS AND PRNTNG									
8	BULK MINERALS AND ORES		67137.80		1018100.50			6526947.80	4052.00	1534950.20
9	CASTOR OIL									
10	CERAMICS AND ALLIED PRODUCTS							608.60		
11	CEREAL PREPARATIONS	8272.10						4518.20		
12	CMNT, CLINKR AND ASBSTOS CMNT	1380.00	632732.60			414021.80		42721.30	3550562.50	77006.10
13	COAL,COKE AND BRIQUITTES ETC				9546314.70			12087393.60	15780393.20	1919021.10
14	COSMETICS AND TOILETRIES	1110.60						2925.10		
15	COTTON FABRICS, MADEUPS ETC.	26071.20						4963.20		
16	COTTON RAW INCLD. WASTE							2274.10		
17	CRANES, LIFTS AND WINCHES									
18	DAIRY PRODUCTS	300.00						83543.30		
19	DYES							158.10		
20	ELECTRIC MACHINERY AND EQUIPME	30.00								
21	FERTILEZERS CRUDE	7155.20						23201.60		
22	FERTILEZERS MANUFACTURED				786275.10			15539883.90	72855.40	2537070.50
23	FLORICLTR PRODUCTS									

Table II : State Wise Inward, Outward and Internal Movements of Goods on Principal Commodities by Rail during 2022 - 23 (Quantity In Tonnes)

Sl. No.	Principal Commodities	DELHI			GOA			GUJARAT		
		Outward	Inward	Internal	Outward	Inward	Internal	Outward	Inward	Internal
	1	20	21	22	23	24	25	26	27	28
24	FRESH FRUITS	2782.40	42891.00					2201.20		
25	FRESH VEGETABLES	106.00	4804.90					29342.60		
26	GRANIT, NATRL STONE AND PRODCT	110795.50	78383.00	6552.00		110607.20		27043.30	12909.00	532255.80
27	HANDCRFS(EXCL.HANDMADE CRPTS)									
28	INDL. MACHNRY FOR DAIRY ETC								8038.10	
29	INORGANIC CHEMICALS	1708.70	10742.00					322659.60		29113.20
30	IRON AND STEEL		417548.90	392.00	11906.70	792199.00		990673.70	1991702.50	8358.80
31	IRON ORE					842105.60			256741.60	
32	MANMADE YARN,FABRICS,MADEUPS									
33	MILLED PRODUCTS	426.10						183.80	1335.00	
34	MISC PROCESSED ITEMS	33352.10						875.50	9645.70	
35	MOLLASES							13638.40		
36	MOTOR VEHICLE/CARS		52186.90					174751.90	41594.10	
37	MOULDED AND EXTRUDED GOODS	100.00						9487.70		
38	OIL MEALS	165.00	994.00					116.60	170030.50	
39	ORGANIC CHEMICALS							2160.00		
40	OTHER CEREALS								72444.70	
41	OTHER COMMODITIES	564135.40	93099.00					1090376.00	5340.00	
42	OTHER CONSTRUCTION MACHINERY								255.00	
43	OTHER CRUDE MINERALS							7734.20		
44	OTHER JUTE MANUFACTURES									
45	OTHER MISC. ENGINEERING ITEMS								15813.90	
46	OTHER OIL SEEDS							24.80		

Table II : State Wise Inward, Outward and Internal Movements of Goods on Principal Commodities by Rail during 2022 - 23 (Quantity In Tonnes)

Sl. No.	Principal Commodities	DELHI			GOA			GUJARAT		
		Outward	Inward	Internal	Outward	Inward	Internal	Outward	Inward	Internal
	1	20	21	22	23	24	25	26	27	28
47	OTHER WOOD AND WOOD PRODUCTS		4913.50		299.30			74089.70	2253.00	
48	PAINT, VARNISH AND ALLID PRODC	205.20						252.00		
49	PAPER, PAPER BOARD AND PRODUCT	9115.70						17055.40		
50	PETROLEUM PRODUCTS		310279.10		46173.00			9019961.40	779533.50	2685952.20
51	PETROLEUM: CRUDE									
52	PLASTIC RAW MATERIALS	377.20								
53	PLYWOOD AND ALLIED PRODUCTS							289.60		
54	PROCESSED FRUITS AND JUICES							1832.90		
55	PROCESSED MINERALS				78707.50			1530465.40	102315.70	
56	PRODUCTS OF IRON AND STEEL	6171.00	14469.60			2818.20		188746.90	129297.80	32849.30
57	PULP AND WASTE PAPER									
58	PULSES	75020.70	19414.70					31678.70	2494.00	
59	RAILWY TRNSPRT EQUIPMNTS, PRTS	1216252.00	2302615.30	744.00	222505.70	167481.60		21014251.80	14827679.20	5049570.50
60	RESIDUL CHEMICL AND ALLED PROD								2669.50	
61	RICE -BASMOTI									
62	RICE(OTHER THAN BASMOTI)	42523.70				44499.40			2411741.50	3683.00
63	SPICES	732.10						2931.30		
64	SUGAR	706.70	2655.60						1241112.30	18554.00
65	TWO AND THREE WHEELERS									
66	VEGETABLE OILS	2272.20	14201.20					70263.00		
67	WHEAT	3363.00	114051.40			26230.50		279146.70	2649145.90	104458.20
Grand Total --->>		2114879.80	4183120.50	7688.00	11710282.50	2399963.30		69225165.10	44142793.60	14532842.90

Table II : State Wise Inward, Outward and Internal Movements of Goods on Principal Commodities by Rail during 2022 - 23 (Quantity In Tonnes)

Sl. No.	Principal Commodities	HARYANA			HIMACHAL PRADESH			JAMMU AND KASHMIR		
		Outward	Inward	Internal	Outward	Inward	Internal	Outward	Inward	Internal
	1	29	30	31	32	33	34	35	36	37
1	AGRO CHEMICALS									
2	ALCOHOLIC BEVERAGES	45215.10								
3	ALUMINIUM, PRODUCTS OF ALUMINM									
4	ATM, INJCTNG MLDING MCHNRY ETC		85.00							
5	AUTO COMPONENTS/PARTS									
6	BICYCLE AND PARTS		150.00							
7	BOOKS, PUBLICATIONS AND PRNTNG									
8	BULK MINERALS AND ORES		126662.00						29430.00	
9	CASTOR OIL									
10	CERAMICS AND ALLIED PRODUCTS									
11	CEREAL PREPARATIONS	2301.00								
12	CMNT, CLINKR AND ASBSTOS CMNT	36213.20	6621107.10	5155.60	44938.00				1915857.10	
13	COAL,COKE AND BRIQUITTES ETC		22631338.50							
14	COSMETICS AND TOILETRIES									
15	COTTON FABRICS, MADEUPS ETC.									
16	COTTON RAW INCLD. WASTE									
17	CRANES, LIFTS AND WINCHES									
18	DAIRY PRODUCTS									
19	DYES									
20	ELECTRIC MACHINERY AND EQUIPME									
21	FERTILEZERS CRUDE		3417.00							
22	FERTILEZERS MANUFACTURED	269950.20	2565359.70	290851.90					219070.80	
23	FLORICLTR PRODUCTS								410.00	

Table II : State Wise Inward, Outward and Internal Movements of Goods on Principal Commodities by Rail during 2022 - 23 (Quantity In Tonnes)

Sl. No.	Principal Commodities	HARYANA			HIMACHAL PRADESH			JAMMU AND KASHMIR		
		Outward	Inward	Internal	Outward	Inward	Internal	Outward	Inward	Internal
	1	29	30	31	32	33	34	35	36	37
24	FRESH FRUITS									
25	FRESH VEGETABLES	126.00							28151.50	
26	GRANIT, NATRL STONE AND PRODCT	860999.80	326195.70	98885.10		9672.00		168835.00	9352.00	15428.00
27	HANDCRFS(EXCL.HANDMADE CRPTS)									
28	INDL. MACHNRY FOR DAIRY ETC	28950.10	16154.60						378.00	
29	INORGANIC CHEMICALS		2813.80							
30	IRON AND STEEL		4869353.10							
31	IRON ORE									
32	MANMADE YARN,FABRICS,MADEUPS									
33	MILLED PRODUCTS	1335.00								
34	MISC PROCESSED ITEMS	125.00								
35	MOLLASES	2734.30								
36	MOTOR VEHICLE/CARS	159243.20	242542.50						13.00	
37	MOULDED AND EXTRUDED GOODS									
38	OIL MEALS		4980.00							
39	ORGANIC CHEMICALS									
40	OTHER CEREALS	2631.00	179720.00							
41	OTHER COMMODITIES	40714.40	150566.60							
42	OTHER CONSTRUCTION MACHINERY	36390.00	1074.00							
43	OTHER CRUDE MINERALS								3910.10	
44	OTHER JUTE MANUFACTURES		68006.10							
45	OTHER MISC. ENGINEERING ITEMS	3333.00	105955.30							
46	OTHER OIL SEEDS									

Table II : State Wise Inward, Outward and Internal Movements of Goods on Principal Commodities by Rail during 2022 - 23 (Quantity In Tonnes)

Sl. No.	Principal Commodities	HARYANA			HIMACHAL PRADESH			JAMMU AND KASHMIR		
		Outward	Inward	Internal	Outward	Inward	Internal	Outward	Inward	Internal
	1	29	30	31	32	33	34	35	36	37
47	OTHER WOOD AND WOOD PRODUCTS	116.00	558.00							
48	PAINT, VARNISH AND ALLID PRODC	1414.00								
49	PAPER, PAPER BOARD AND PRODUCT									
50	PETROLEUM PRODUCTS	4099796.10	1639538.60	94194.60					1285606.20	
51	PETROLEUM: CRUDE									
52	PLASTIC RAW MATERIALS									
53	PLYWOOD AND ALLIED PRODUCTS									
54	PROCESSED FRUITS AND JUICES									
55	PROCESSED MINERALS	48740.00	68093.70					283258.00		
56	PRODUCTS OF IRON AND STEEL	4104.50	136641.30	9300.20				1879.20	4854.10	
57	PULP AND WASTE PAPER									
58	PULSES		1357.00							
59	RAILWY TRNSPRT EQUIPMNTS, PRTS	6235240.60	9329647.50	2591228.40	1210.00					
60	RESIDUL CHEMICL AND ALLED PROD		7945.40							
61	RICE -BASMOTI	63.00								
62	RICE(OTHER THAN BASMOTI)	4499097.10	33636.30						202422.90	
63	SPICES									
64	SUGAR	35198.00								
65	TWO AND THREE WHEELERS	256.00	293.40							
66	VEGETABLE OILS									
67	WHEAT	2347587.00	16297.80						84963.80	
Grand Total --->>		18761873.60	49149490.00	3089615.80	46148.00	9672.00		453972.20	3784419.50	15428.00

Table II : State Wise Inward, Outward and Internal Movements of Goods on Principal Commodities by Rail during 2022 - 23 (Quantity In Tonnes)

Sl. No.	Principal Commodities	JHARKHAND			KARNATAKA			KERALA		
		Outward	Inward	Internal	Outward	Inward	Internal	Outward	Inward	Internal
	1	38	39	40	41	42	43	44	45	46
1	AGRO CHEMICALS									
2	ALCOHOLIC BEVERAGES		2971.70			7744.10			4270.00	
3	ALUMINIUM, PRODUCTS OF ALUMINM									
4	ATM, INJCTNG MLDING MCHNRY ETC					63.60				
5	AUTO COMPONENTS/PARTS					671.40				
6	BICYCLE AND PARTS									
7	BOOKS, PUBLICATIONS AND PRNTNG					150.00				
8	BULK MINERALS AND ORES	1195124.70	5702229.00	1163523.30	192790.60	3653331.60			22932.90	
9	CASTOR OIL									
10	CERAMICS AND ALLIED PRODUCTS									
11	CEREAL PREPARATIONS									
12	CMNT, CLINKR AND ASBSTOS CMNT	8727583.40	7259903.50	789028.00	12305021.60	5509771.00	2199270.70		1783001.70	
13	COAL,COKE AND BRIQUITTES ETC	113559523.40	17764431.60	19443535.30	137554.40	38129753.10	2221230.90		56582.40	
14	COSMETICS AND TOILETRIES									
15	COTTON FABRICS, MADEUPS ETC.									
16	COTTON RAW INCLD. WASTE									
17	CRANES, LIFTS AND WINCHES								459.60	
18	DAIRY PRODUCTS									
19	DYES									
20	ELECTRIC MACHINERY AND EQUIPME					60.00				
21	FERTILEZERS CRUDE		7911.30			3127.70				
22	FERTILEZERS MANUFACTURED	157031.10	330490.30	3906.50	365325.50	3956329.90	645368.20	898628.00	246232.60	23933.00
23	FLORICLTR PRODUCTS									

Table II : State Wise Inward, Outward and Internal Movements of Goods on Principal Commodities by Rail during 2022 - 23 (Quantity In Tonnes)

Sl. No.	Principal Commodities	JHARKHAND			KARNATAKA			KERALA		
		Outward	Inward	Internal	Outward	Inward	Internal	Outward	Inward	Internal
	1	38	39	40	41	42	43	44	45	46
24	FRESH FRUITS					275.00				
25	FRESH VEGETABLES		850.50			27051.00				
26	GRANIT, NATRL STONE AND PRODCT	13360966.20	216928.40	778548.20	332578.30	78556.30	604333.00	14629.30	102124.10	141461.60
27	HANDCRFS(EXCL.HANDMADE CRPTS)									
28	INDL. MACHNRY FOR DAIRY ETC		2058.00		14687.70	54847.20	2035.40	743.80	271.30	
29	INORGANIC CHEMICALS	118137.00	31460.30	58936.00		23648.10				
30	IRON AND STEEL	9892695.30	903450.90	123271.40	5676883.70	1122875.10	1248412.90		209481.70	
31	IRON ORE	7637445.30	10892497.30	19653609.20	5064885.70	4080942.90	12307626.20			
32	MANMADE YARN,FABRICS,MADEUPS									
33	MILLED PRODUCTS									
34	MISC PROCESSED ITEMS		6503.00		126037.10	33.30			128161.20	
35	MOLLASES									
36	MOTOR VEHICLE/CARS	3156.10	20645.50		39746.60	112991.30			3087.10	
37	MOULDED AND EXTRUDED GOODS									
38	OIL MEALS					75160.20			34088.70	
39	ORGANIC CHEMICALS									
40	OTHER CEREALS				378276.10	146452.40	121933.10		32637.30	
41	OTHER COMMODITIES		1077.00		2552.20	2385.90			2475.00	
42	OTHER CONSTRUCTION MACHINERY				200.00	28872.00				
43	OTHER CRUDE MINERALS	1482767.30	2271121.40	2241690.20	336739.00	27954.20	372775.80			
44	OTHER JUTE MANUFACTURES									
45	OTHER MISC. ENGINEERING ITEMS	529446.10	83809.30	152929.80		909704.70	688095.50			
46	OTHER OIL SEEDS									

Table II : State Wise Inward, Outward and Internal Movements of Goods on Principal Commodities by Rail during 2022 - 23 (Quantity In Tonnes)

Sl. No.	Principal Commodities	JHARKHAND			KARNATAKA			KERALA		
		Outward	Inward	Internal	Outward	Inward	Internal	Outward	Inward	Internal
	1	38	39	40	41	42	43	44	45	46
47	OTHER WOOD AND WOOD PRODUCTS				800.00	2052.90				
48	PAINT, VARNISH AND ALLID PRODC									
49	PAPER, PAPER BOARD AND PRODUCT									
50	PETROLEUM PRODUCTS	3999.50	1042141.40		777029.70	3683067.70	2986976.40	1820929.50	28020.60	744365.30
51	PETROLEUM: CRUDE									
52	PLASTIC RAW MATERIALS									
53	PLYWOOD AND ALLIED PRODUCTS									
54	PROCESSED FRUITS AND JUICES									
55	PROCESSED MINERALS	1305822.70	3086030.40	17098.80	2526.40	2246197.90	58059.20	3759.00	114029.00	97215.00
56	PRODUCTS OF IRON AND STEEL	61741.60	115544.30	87295.80	22423.00	132906.70	110573.70	3757.40	29628.40	939.20
57	PULP AND WASTE PAPER									
58	PULSES									
59	RAILWY TRNSPRT EQUIPMNTS, PRTS	31034.70	268198.10	73.50	1312803.80	1746601.70	15015.50	9191.60	38084.80	
60	RESIDUL CHEMICL AND ALLED PROD									
61	RICE -BASMOTI									
62	RICE(OTHER THAN BASMOTI)	18279.10	1679337.80		20103.60	4253361.10			1386584.60	1393.00
63	SPICES									
64	SUGAR		30155.30		1413829.20	28957.80	10586.80			
65	TWO AND THREE WHEELERS				293.40	411.80				
66	VEGETABLE OILS				24398.10					
67	WHEAT	2693.60	809120.30			882211.00	3390.20		594621.70	3653.90
Grand Total --->>		158087447.10	52528866.60	44513446.00	28547485.70	70928520.60	23595683.50	2751638.60	4816774.70	1012961.00

Table II : State Wise Inward, Outward and Internal Movements of Goods on Principal Commodities by Rail during 2022 - 23 (Quantity In Tonnes)

Sl. No.	Principal Commodities	MADHYA PRADESH			MAHARASHTRA			MANIPUR		
		Outward	Inward	Internal	Outward	Inward	Internal	Outward	Inward	Internal
	1	47	48	49	50	51	52	53	54	55
1	AGRO CHEMICALS									
2	ALCOHOLIC BEVERAGES		3438.60		39826.20					
3	ALUMINIUM, PRODUCTS OF ALUMINM									
4	ATM, INJCTNG MLDING MCHNRY ETC					56.00				
5	AUTO COMPONENTS/PARTS									
6	BICYCLE AND PARTS									
7	BOOKS, PUBLICATIONS AND PRNTNG									
8	BULK MINERALS AND ORES	2368449.90	597661.90	752551.00	337422.80	539554.90	116429.10			
9	CASTOR OIL									
10	CERAMICS AND ALLIED PRODUCTS									
11	CEREAL PREPARATIONS									
12	CMNT, CLINKR AND ASBSTOS CMNT	16486977.30	3592661.20	1116592.60	2986774.70	13839497.30	6753878.30		12974.40	
13	COAL,COKE AND BRIQUITTES ETC	27149400.00	34532714.50	12507148.00	13668370.40	49088388.10	30002541.00			
14	COSMETICS AND TOILETRIES	2867.60				2867.60				
15	COTTON FABRICS, MADEUPS ETC.									
16	COTTON RAW INCLD. WASTE				2012.40					
17	CRANES, LIFTS AND WINCHES									
18	DAIRY PRODUCTS									
19	DYES									
20	ELECTRIC MACHINERY AND EQUIPME				84.00		60.00			
21	FERTILEZERS CRUDE	9152.00	2578.20			125.00				
22	FERTILEZERS MANUFACTURED	1526957.10	4635060.60	761364.20	1829896.00	4488798.70	1675237.70		29035.30	
23	FLORICLTR PRODUCTS				2184.00					

Table II : State Wise Inward, Outward and Internal Movements of Goods on Principal Commodities by Rail during 2022 - 23 (Quantity In Tonnes)

Sl. No.	Principal Commodities	MADHYA PRADESH			MAHARASHTRA			MANIPUR		
		Outward	Inward	Internal	Outward	Inward	Internal	Outward	Inward	Internal
	1	47	48	49	50	51	52	53	54	55
24	FRESH FRUITS	2668.70			42891.00					
25	FRESH VEGETABLES	27433.90			700199.10	1839.40				
26	GRANIT, NATRL STONE AND PRODCT	457914.40	274425.90	828378.60	145750.40	101428.00	1310418.40	21952.60	110168.70	
27	HANDCRFS(EXCL.HANDMADE CRPTS)									
28	INDL. MACHNRY FOR DAIRY ETC	23611.80	39264.40		303.00	57230.60				
29	INORGANIC CHEMICALS	97531.20	4304.70		70651.80	29570.10				
30	IRON AND STEEL	1240.00	899619.30		1634736.20	6454313.80	2155773.20			
31	IRON ORE	3108728.30	196968.10		2420697.80	1323413.90	551330.00			
32	MANMADE YARN,FABRICS,MADEUPS				9.60					
33	MILLED PRODUCTS						280.70			
34	MISC PROCESSED ITEMS	8549.70			98984.10	10536.60	2136.70			
35	MOLLASES	29314.10			23372.40					
36	MOTOR VEHICLE/CARS	277.20	8242.80		233410.20	28873.20				
37	MOULDED AND EXTRUDED GOODS				1.00					
38	OIL MEALS	923236.00			307695.50	63920.10	84058.70			
39	ORGANIC CHEMICALS		2160.00							
40	OTHER CEREALS	762803.10		27727.40	34176.40	140695.80	6334.00			
41	OTHER COMMODITIES	1085.90			7114.40	79338.00	157195.10			
42	OTHER CONSTRUCTION MACHINERY									
43	OTHER CRUDE MINERALS	31081.60	11860.40	11861.40	284469.40		101704.50			
44	OTHER JUTE MANUFACTURES		27434.80							
45	OTHER MISC. ENGINEERING ITEMS	850388.30	475503.30	398382.70	1493064.70	146710.30	231414.10			
46	OTHER OIL SEEDS	496.00	7995.00		15814.20	2646.00				

Table II : State Wise Inward, Outward and Internal Movements of Goods on Principal Commodities by Rail during 2022 - 23 (Quantity In Tonnes)

Sl. No.	Principal Commodities	MADHYA PRADESH			MAHARASHTRA			MANIPUR		
		Outward	Inward	Internal	Outward	Inward	Internal	Outward	Inward	Internal
	1	47	48	49	50	51	52	53	54	55
47	OTHER WOOD AND WOOD PRODUCTS		126829.20			24446.40				
48	PAINT, VARNISH AND ALLID PRODC	3946.00								
49	PAPER, PAPER BOARD AND PRODUCT									
50	PETROLEUM PRODUCTS	1104680.40	3503488.60	1494909.50	2791307.00	2908041.50	2933911.90			
51	PETROLEUM: CRUDE									
52	PLASTIC RAW MATERIALS									
53	PLYWOOD AND ALLIED PRODUCTS									
54	PROCESSED FRUITS AND JUICES									
55	PROCESSED MINERALS	531213.20	1678599.60	11009.10	371858.90	824955.50	66810.00		2667.00	
56	PRODUCTS OF IRON AND STEEL	59015.10	95420.20	242518.20	128837.40	215351.90	71954.50		2500.90	
57	PULP AND WASTE PAPER									
58	PULSES	66266.60			4579.00					
59	RAILWY TRNSPRT EQUIPMNTS, PRTS	1800292.40	1427120.20	133926.70	7489384.40	6968466.50	4572564.10		620.00	
60	RESIDUL CHEMICL AND ALLED PROD				13281.70					
61	RICE -BASMOTI									
62	RICE(OTHER THAN BASMOTI)	280647.40	2766.00	1329817.50	343184.80	3732961.20	61988.80		110267.90	
63	SPICES	64.00			24.50					
64	SUGAR	57173.50			2012220.10	319228.90	523242.60			
65	TWO AND THREE WHEELERS	302.40	527.30			406.30				
66	VEGETABLE OILS					2138.90				
67	WHEAT	9214698.00	8142.60	350955.60	128079.40	2827453.00	11221.80			
Grand Total --->>		66988463.10	52154787.40	19967142.50	39662668.90	94223253.50	51390485.20	21952.60	268234.20	

Table II : State Wise Inward, Outward and Internal Movements of Goods on Principal Commodities by Rail during 2022 - 23 (Quantity In Tonnes)

Sl. No.	Principal Commodities	MIZORAM			NAGALAND			ODISHA		
		Outward	Inward	Internal	Outward	Inward	Internal	Outward	Inward	Internal
	1	56	57	58	59	60	61	62	63	64
1	AGRO CHEMICALS								210.00	
2	ALCOHOLIC BEVERAGES								2343.80	
3	ALUMINIUM, PRODUCTS OF ALUMINM							145728.90		
4	ATM, INJCTNG MLDING MCHNRY ETC									
5	AUTO COMPONENTS/PARTS							671.40		
6	BICYCLE AND PARTS									
7	BOOKS, PUBLICATIONS AND PRNTNG									
8	BULK MINERALS AND ORES					15470.10		3508824.40	4820319.20	7407112.20
9	CASTOR OIL									
10	CERAMICS AND ALLIED PRODUCTS									
11	CEREAL PREPARATIONS					1190.00				
12	CMNT, CLINKR AND ASBSTOS CMNT		1325.80			44982.00		5060870.50	4514419.20	2806932.50
13	COAL,COKE AND BRIQUITTES ETC				83820.20			93464828.90	12632758.00	83091256.60
14	COSMETICS AND TOILETRIES									
15	COTTON FABRICS, MADEUPS ETC.					8548.90				
16	COTTON RAW INCLD. WASTE									
17	CRANES, LIFTS AND WINCHES									
18	DAIRY PRODUCTS								960.00	
19	DYES									
20	ELECTRIC MACHINERY AND EQUIPME					54.00				
21	FERTILEZERS CRUDE									
22	FERTILEZERS MANUFACTURED		11790.30					3933610.10	809485.00	255577.80
23	FLORICLTR PRODUCTS									

Table II : State Wise Inward, Outward and Internal Movements of Goods on Principal Commodities by Rail during 2022 - 23 (Quantity In Tonnes)

Sl. No.	Principal Commodities	MIZORAM			NAGALAND			ODISHA		
		Outward	Inward	Internal	Outward	Inward	Internal	Outward	Inward	Internal
	1	56	57	58	59	60	61	62	63	64
24	FRESH FRUITS					292.50				
25	FRESH VEGETABLES					2051.10				
26	GRANIT, NATRL STONE AND PRODCT	3224.00	32533.70		37708.00	9865.00		97421.90	256262.20	613385.70
27	HANDCRFS(EXCL.HANDMADE CRPTS)									
28	INDL. MACHNRY FOR DAIRY ETC								1911.60	
29	INORGANIC CHEMICALS								706932.60	
30	IRON AND STEEL							11453576.90	1012800.20	2436008.50
31	IRON ORE							42087414.60	4835379.50	31809331.20
32	MANMADE YARN,FABRICS,MADEUPS									
33	MILLED PRODUCTS									
34	MISC PROCESSED ITEMS					2063.20			2136.00	
35	MOLLASES					122.00			71593.50	
36	MOTOR VEHICLE/CARS								5288.80	
37	MOULDED AND EXTRUDED GOODS								3068.00	
38	OIL MEALS									
39	ORGANIC CHEMICALS									
40	OTHER CEREALS							103282.70		
41	OTHER COMMODITIES					18171.20		101388.90	5752.40	38.00
42	OTHER CONSTRUCTION MACHINERY									
43	OTHER CRUDE MINERALS							2612782.90	323089.50	3363184.00
44	OTHER JUTE MANUFACTURES									
45	OTHER MISC. ENGINEERING ITEMS							736205.60	62474.60	714509.00
46	OTHER OIL SEEDS									

Table II : State Wise Inward, Outward and Internal Movements of Goods on Principal Commodities by Rail during 2022 - 23 (Quantity In Tonnes)

Sl. No.	Principal Commodities	MIZORAM			NAGALAND			ODISHA		
		Outward	Inward	Internal	Outward	Inward	Internal	Outward	Inward	Internal
	1	56	57	58	59	60	61	62	63	64
47	OTHER WOOD AND WOOD PRODUCTS	19529.50			7787.70			70626.70	8070.60	
48	PAINT, VARNISH AND ALLID PRODC								2393.10	
49	PAPER, PAPER BOARD AND PRODUCT					60.00			869.50	
50	PETROLEUM PRODUCTS					98997.70		1411317.90	2049338.40	677870.30
51	PETROLEUM: CRUDE									
52	PLASTIC RAW MATERIALS					50.00				
53	PLYWOOD AND ALLIED PRODUCTS									
54	PROCESSED FRUITS AND JUICES									
55	PROCESSED MINERALS		7413.00		59251.20			3708945.80	3339673.70	5025059.00
56	PRODUCTS OF IRON AND STEEL		10871.60		939.60	7714.30		51371.80	148831.10	12390.10
57	PULP AND WASTE PAPER				60.00					
58	PULSES					29895.20				
59	RAILWY TRNSPRT EQUIPMNTS, PRTS		30.00		620.00			2874590.30	1231647.00	286029.90
60	RESIDUL CHEMICL AND ALLED PROD									
61	RICE -BASMOTI									
62	RICE(OTHER THAN BASMOTI)		112494.30			382221.30		1171784.00	6116.90	270221.60
63	SPICES					238.60				
64	SUGAR					18520.10			18730.00	
65	TWO AND THREE WHEELERS									
66	VEGETABLE OILS					827.00			4145.40	
67	WHEAT		4685.90			35796.40		9284.90	480069.00	
Grand Total ---->>		22753.50	181144.60		190186.70	677130.60		172604529.10	37357068.80	138768906.40

Table II : State Wise Inward, Outward and Internal Movements of Goods on Principal Commodities by Rail during 2022 - 23 (Quantity In Tonnes)

Sl. No.	Principal Commodities	PUDUCHERRY			PUNJAB			RAJASTHAN		
		Outward	Inward	Internal	Outward	Inward	Internal	Outward	Inward	Internal
	1	65	66	67	68	69	70	71	72	73
1	AGRO CHEMICALS									
2	ALCOHOLIC BEVERAGES									
3	ALUMINIUM, PRODUCTS OF ALUMINM								8577.70	
4	ATM, INJCTNG MLDING MCHNRY ETC				770.90					
5	AUTO COMPONENTS/PARTS							838.00		
6	BICYCLE AND PARTS									
7	BOOKS, PUBLICATIONS AND PRNTNG									
8	BULK MINERALS AND ORES					690373.70		3699356.60	298201.60	770299.40
9	CASTOR OIL									
10	CERAMICS AND ALLIED PRODUCTS							239.20		
11	CEREAL PREPARATIONS				64.00					
12	CMNT, CLINKR AND ASBSTOS CMNT				1774009.20	1552917.70	148358.00	26085731.20	2660.00	1330913.40
13	COAL,COKE AND BRIQUITTES ETC	7002245.70				22293179.30			35910603.30	3802.70
14	COSMETICS AND TOILETRIES							1001.30		
15	COTTON FABRICS, MADEUPS ETC.				64.00			351.00		
16	COTTON RAW INCLD. WASTE									
17	CRANES, LIFTS AND WINCHES									
18	DAIRY PRODUCTS									
19	DYES									
20	ELECTRIC MACHINERY AND EQUIPME									
21	FERTILEZERS CRUDE					2837.60			1574.60	
22	FERTILEZERS MANUFACTURED	99064.90			238884.50	3268207.10	681000.40	3095461.90	2419167.00	543428.10
23	FLORICLTR PRODUCTS									

Table II : State Wise Inward, Outward and Internal Movements of Goods on Principal Commodities by Rail during 2022 - 23 (Quantity In Tonnes)

Sl. No.	Principal Commodities	PUDUCHERRY			PUNJAB			RAJASTHAN		
		Outward	Inward	Internal	Outward	Inward	Internal	Outward	Inward	Internal
	1	65	66	67	68	69	70	71	72	73
24	FRESH FRUITS				800.00					
25	FRESH VEGETABLES				37300.50	11616.30		2996.20		
26	GRANIT, NATRL STONE AND PRODCT				33913.40	505713.80	65066.20	756545.70	230950.60	530555.00
27	HANDCRFS(EXCL.HANDMADE CRPTS)									
28	INDL. MACHNRY FOR DAIRY ETC				256408.60	320.00			28872.70	1233.80
29	INORGANIC CHEMICALS					1133.70		3498.60	3110.00	
30	IRON AND STEEL		29721.10			2341983.00			682522.80	
31	IRON ORE	168009.00				15890.00				
32	MANMADE YARN,FABRICS,MADEUPS									
33	MILLED PRODUCTS							60.60		
34	MISC PROCESSED ITEMS				26084.30	4860.50		4543.50		519108.00
35	MOLLASES				16172.70					
36	MOTOR VEHICLE/CARS					82012.60		981.30	15150.20	
37	MOULDED AND EXTRUDED GOODS									
38	OIL MEALS				2362.00			172510.20		
39	ORGANIC CHEMICALS									
40	OTHER CEREALS					142637.00		142779.30		
41	OTHER COMMODITIES				51.00	56484.40		378013.80	22514.10	
42	OTHER CONSTRUCTION MACHINERY							4635.00		
43	OTHER CRUDE MINERALS	33934.00			3973.80	38374.00			35459.30	
44	OTHER JUTE MANUFACTURES					16384.10				
45	OTHER MISC. ENGINEERING ITEMS				485710.20	24013.60	41942.00		1384864.60	
46	OTHER OIL SEEDS							10596.40		

Table II : State Wise Inward, Outward and Internal Movements of Goods on Principal Commodities by Rail during 2022 - 23 (Quantity In Tonnes)

Sl. No.	Principal Commodities	PUDUCHERRY			PUNJAB			RAJASTHAN		
		Outward	Inward	Internal	Outward	Inward	Internal	Outward	Inward	Internal
	1	65	66	67	68	69	70	71	72	73
47	OTHER WOOD AND WOOD PRODUCTS					109599.40		5036.00	523.20	
48	PAINT, VARNISH AND ALLID PRODC							46010.00		
49	PAPER, PAPER BOARD AND PRODUCT				2212.10			856.90		
50	PETROLEUM PRODUCTS	3608.40			737864.80	1355396.00	72283.90		2482772.30	
51	PETROLEUM: CRUDE									
52	PLASTIC RAW MATERIALS									
53	PLYWOOD AND ALLIED PRODUCTS							543.00		
54	PROCESSED FRUITS AND JUICES									
55	PROCESSED MINERALS					555554.70	7422.60	496028.60	894655.90	144893.50
56	PRODUCTS OF IRON AND STEEL				2610.10	67884.30	8636.90	5642.30	140565.70	8116.70
57	PULP AND WASTE PAPER									
58	PULSES							4374.40		
59	RAILWY TRNSPRT EQUIPMNTS, PRTS				3027507.00	4520397.20	20106.00	10349986.10	7720376.00	754510.30
60	RESIDUL CHEMICL AND ALLED PROD									
61	RICE -BASMOTI									
62	RICE(OTHER THAN BASMOTI)				16235215.00	47908.60	50969.00	7146.50	43254.50	
63	SPICES							2825.50		
64	SUGAR				2701.00					
65	TWO AND THREE WHEELERS							316.30		
66	VEGETABLE OILS							27759.00	7981.80	
67	WHEAT				8867363.30	35990.90		1191561.50	2497989.20	
Grand Total ---->>		7306862.00	29721.10		31752042.40	37741669.50	1095785.00	46498225.90	54832347.10	4606860.90

Table II : State Wise Inward, Outward and Internal Movements of Goods on Principal Commodities by Rail during 2022 - 23 (Quantity In Tonnes)

Sl. No.	Principal Commodities	TAMIL NADU			TELANGANA			TRIPURA		
		Outward	Inward	Internal	Outward	Inward	Internal	Outward	Inward	Internal
	1	74	75	76	77	78	79	80	81	82
1	AGRO CHEMICALS									
2	ALCOHOLIC BEVERAGES		8748.40							
3	ALUMINIUM, PRODUCTS OF ALUMINM									
4	ATM, INJCTNG MLDING MCHNRY ETC	85.00								
5	AUTO COMPONENTS/PARTS									
6	BICYCLE AND PARTS	150.00								
7	BOOKS, PUBLICATIONS AND PRNTNG									
8	BULK MINERALS AND ORES	468732.90	230472.50	282762.20	2602.10	312844.60			36035.30	
9	CASTOR OIL	1118.70								
10	CERAMICS AND ALLIED PRODUCTS									
11	CEREAL PREPARATIONS			2512.40					145.00	
12	CMNT, CLINKR AND ASBSTOS CMNT	722752.90	4631205.60	1103283.90	4620414.00	890323.20	34781.60		63275.90	
13	COAL,COKE AND BRIQUITTES ETC	3898765.70	9052439.80	2879853.40	27640717.20	908073.10	17882116.50		16127.50	
14	COSMETICS AND TOILETRIES								534.00	
15	COTTON FABRICS, MADEUPS ETC.									
16	COTTON RAW INCLD. WASTE									
17	CRANES, LIFTS AND WINCHES									
18	DAIRY PRODUCTS									
19	DYES									
20	ELECTRIC MACHINERY AND EQUIPME									
21	FERTILEZERS CRUDE									
22	FERTILEZERS MANUFACTURED	1305676.30	1111774.20	736783.20	414866.60	3001748.40	330631.60		50144.50	
23	FLORICLTR PRODUCTS									

Table II : State Wise Inward, Outward and Internal Movements of Goods on Principal Commodities by Rail during 2022 - 23 (Quantity In Tonnes)

Sl. No.	Principal Commodities	TAMIL NADU			TELANGANA			TRIPURA		
		Outward	Inward	Internal	Outward	Inward	Internal	Outward	Inward	Internal
	1	74	75	76	77	78	79	80	81	82
24	FRESH FRUITS									
25	FRESH VEGETABLES								20521.30	
26	GRANIT, NATRL STONE AND PRODCT	120273.30	29746.50	573504.50	857442.70	32209.50	53531.20	3917.00	771766.50	15771.90
27	HANDCRFS(EXCL.HANDMADE CRPTS)									
28	INDL. MACHNRY FOR DAIRY ETC	40298.00	27105.00	2441.70		30760.40			117.00	
29	INORGANIC CHEMICALS	49181.50	51464.00	5188.00		4702.00				
30	IRON AND STEEL	45935.60	3697209.30	240194.30		1859594.80				
31	IRON ORE		1779319.70			75542.10				
32	MANMADE YARN,FABRICS,MADEUPS									
33	MILLED PRODUCTS								1416.60	
34	MISC PROCESSED ITEMS		25811.60			192.00	192.00		3183.80	
35	MOLLASES								4212.00	
36	MOTOR VEHICLE/CARS	189604.10	52376.50		3693.60	30501.70			1963.00	
37	MOULDED AND EXTRUDED GOODS									
38	OIL MEALS		491105.10		2539.00	2538.60			7408.20	
39	ORGANIC CHEMICALS			112047.40						
40	OTHER CEREALS	2670.00	473685.70	10500.20	43031.60	26607.70			3093.80	
41	OTHER COMMODITIES		4089.60						25082.30	
42	OTHER CONSTRUCTION MACHINERY	874.00				11673.00				
43	OTHER CRUDE MINERALS		52934.10							
44	OTHER JUTE MANUFACTURES		14636.80	1249.10						
45	OTHER MISC. ENGINEERING ITEMS		121224.30		349589.70	3916.40			5238.40	
46	OTHER OIL SEEDS	7995.00	18503.60							

Table II : State Wise Inward, Outward and Internal Movements of Goods on Principal Commodities by Rail during 2022 - 23 (Quantity In Tonnes)

Sl. No.	Principal Commodities	TAMIL NADU			TELANGANA			TRIPURA		
		Outward	Inward	Internal	Outward	Inward	Internal	Outward	Inward	Internal
	1	74	75	76	77	78	79	80	81	82
47	OTHER WOOD AND WOOD PRODUCTS	72315.20	1341.90						58.00	
48	PAINT, VARNISH AND ALLID PRODC					64.00			47.60	
49	PAPER, PAPER BOARD AND PRODUCT									
50	PETROLEUM PRODUCTS	2754163.30	1481978.30	553251.50		2111998.80			104378.30	
51	PETROLEUM: CRUDE									
52	PLASTIC RAW MATERIALS									
53	PLYWOOD AND ALLIED PRODUCTS									
54	PROCESSED FRUITS AND JUICES									
55	PROCESSED MINERALS	500823.80	19644.80	19065.80	648464.70	129267.80			1026626.00	14690.40
56	PRODUCTS OF IRON AND STEEL	13302.90	190336.70	18597.10	2373.80	139315.80	4078.50		3531.20	
57	PULP AND WASTE PAPER									
58	PULSES		30308.40						13523.90	
59	RAILWY TRNSPRT EQUIPMNTS, PRTS	1168495.10	1632281.70	30144.40	988199.40	1354588.10	2488.90	5106.60	62605.20	
60	RESIDUL CHEMICL AND ALLED PROD		2666.80							
61	RICE -BASMOTI									
62	RICE(OTHER THAN BASMOTI)		1803092.70	2561757.50	4950596.90		74068.00		354722.50	
63	SPICES								1883.30	
64	SUGAR	30187.80	5283.00		31670.00				33618.40	
65	TWO AND THREE WHEELERS									
66	VEGETABLE OILS									
67	WHEAT	1274.00	1415652.00	14614.40		411302.90			106244.50	
Grand Total --->>		11394675.10	28456438.60	9147751.00	40556201.30	11337764.90	18381888.30	9023.60	2717504.00	30462.30

Table II : State Wise Inward, Outward and Internal Movements of Goods on Principal Commodities by Rail during 2022 - 23 (Quantity In Tonnes)

Sl. No.	Principal Commodities	UTTAR PRADESH			UTTARAKHAND			WEST BENGAL		
		Outward	Inward	Internal	Outward	Inward	Internal	Outward	Inward	Internal
	1	83	84	85	86	87	88	89	90	91
1	AGRO CHEMICALS								397.10	
2	ALCOHOLIC BEVERAGES	18610.60							24796.40	
3	ALUMINIUM, PRODUCTS OF ALUMINM								29178.80	
4	ATM, INJCTNG MLDING MCHNRY ETC									
5	AUTO COMPONENTS/PARTS			25.00						
6	BICYCLE AND PARTS									
7	BOOKS, PUBLICATIONS AND PRNTNG	150.00								
8	BULK MINERALS AND ORES	7680.40	2532644.40					2342790.40	2374550.00	1080933.40
9	CASTOR OIL									
10	CERAMICS AND ALLIED PRODUCTS									
11	CEREAL PREPARATIONS	930.00						12.80	15.20	
12	CMNT, CLINKR AND ASBSTOS CMNT	967682.20	23697047.80	4131309.00	125471.80	1009293.30	25737.70	3858636.80	16423106.10	4374271.80
13	COAL,COKE AND BRIQUITTES ETC	17049078.30	49937317.60	19298529.80		700346.40		20743842.80	49005899.20	24744828.60
14	COSMETICS AND TOILETRIES	3069.60							333.50	
15	COTTON FABRICS, MADEUPS ETC.								1231.80	
16	COTTON RAW INCLD. WASTE								3890.10	
17	CRANES, LIFTS AND WINCHES									
18	DAIRY PRODUCTS								26810.20	
19	DYES								158.10	
20	ELECTRIC MACHINERY AND EQUIPME									
21	FERTILEZERS CRUDE	3963.80	5388.90	4111.40		63.90		26744.00	2729.40	17295.00
22	FERTILEZERS MANUFACTURED	4060448.20	6275731.60	3551965.40		262725.20		1121516.90	2518267.30	637160.40
23	FLORICLTR PRODUCTS		284.00						645.00	

Table II : State Wise Inward, Outward and Internal Movements of Goods on Principal Commodities by Rail during 2022 - 23 (Quantity In Tonnes)

Sl. No.	Principal Commodities	UTTAR PRADESH			UTTARAKHAND			WEST BENGAL		
		Outward	Inward	Internal	Outward	Inward	Internal	Outward	Inward	Internal
	1	83	84	85	86	87	88	89	90	91
24	FRESH FRUITS									
25	FRESH VEGETABLES	36306.70	17894.60	840.00				42494.00	147556.70	
26	GRANIT, NATRL STONE AND PRODCT	803753.70	1750468.10	2534665.20	241532.00	35821.20	40308.00	1619739.50	1159656.30	690754.30
27	HANDCRFS(EXCL.HANDMADE CRPTS)	27238.20								3242.60
28	INDL. MACHNRY FOR DAIRY ETC	3635.60	76826.10						11848.60	
29	INORGANIC CHEMICALS	13723.40	187587.90						26209.30	
30	IRON AND STEEL	421.00	4931353.10	2748.90		16294.10		2736919.70	3016421.90	488284.50
31	IRON ORE		1006539.60					2228108.30	23348808.40	338621.90
32	MANMADE YARN,FABRICS,MADEUPS									
33	MILLED PRODUCTS	3298.30								
34	MISC PROCESSED ITEMS	164678.90			2500.10				161288.00	960.00
35	MOLLASES	10799.00			178.40	13638.40				
36	MOTOR VEHICLE/CARS	258.70	24849.30		54762.80			150.00	24970.80	
37	MOULDED AND EXTRUDED GOODS							3068.00	78.70	
38	OIL MEALS	9767.70							356949.70	
39	ORGANIC CHEMICALS									
40	OTHER CEREALS	289486.00	37909.80			390018.40		35397.30	344195.90	43229.60
41	OTHER COMMODITIES	26136.40	561158.10		1294.70	17225.70		259843.50	193203.50	2095.80
42	OTHER CONSTRUCTION MACHINERY	255.00								
43	OTHER CRUDE MINERALS	81606.60	41605.80					962442.90	2811860.30	732069.20
44	OTHER JUTE MANUFACTURES		72982.80					298592.80		
45	OTHER MISC. ENGINEERING ITEMS	1211469.50	518579.90	244288.60				771774.30	531998.50	7268.10
46	OTHER OIL SEEDS									

Table II : State Wise Inward, Outward and Internal Movements of Goods on Principal Commodities by Rail during 2022 - 23 (Quantity In Tonnes)

Sl. No.	Principal Commodities	UTTAR PRADESH			UTTARAKHAND			WEST BENGAL		
		Outward	Inward	Internal	Outward	Inward	Internal	Outward	Inward	Internal
	1	83	84	85	86	87	88	89	90	91
47	OTHER WOOD AND WOOD PRODUCTS	74974.00		1470.00		30018.30		1561.00	127154.10	
48	PAINT, VARNISH AND ALLID PRODC		192.00						10436.40	
49	PAPER, PAPER BOARD AND PRODUCT								11518.10	
50	PETROLEUM PRODUCTS	3734378.50	5421529.10	3614918.90		264074.70		2631482.00	1216905.30	1122336.60
51	PETROLEUM: CRUDE							119457.90		
52	PLASTIC RAW MATERIALS									
53	PLYWOOD AND ALLIED PRODUCTS									
54	PROCESSED FRUITS AND JUICES								75.50	
55	PROCESSED MINERALS	1221330.00	645189.50	3716.40		4295.80		2051996.80	1361515.20	1177177.20
56	PRODUCTS OF IRON AND STEEL	26950.00	419102.80	152357.00	787.40	4115.50	780.00	675052.80	168390.30	222383.20
57	PULP AND WASTE PAPER								60.00	
58	PULSES	46016.70	12924.00					1504.30	3266.10	
59	RAILWY TRNSPRT EQUIPMNTS, PRTS	3218979.60	4327485.40	140430.50	390795.40	719246.50		1655581.80	3392755.10	76373.60
60	RESIDUL CHEMICL AND ALLED PROD									
61	RICE -BASMOTI									
62	RICE(OTHER THAN BASMOTI)	142634.70	5395039.40	118418.10	237969.00	605.70		66978.20	2122665.80	15424.80
63	SPICES									
64	SUGAR	1281902.30	1318.80		52967.70				1314436.40	2662.80
65	TWO AND THREE WHEELERS				5787.30					
66	VEGETABLE OILS		69332.80						30496.10	
67	WHEAT	1455176.00	4659204.70	5320.50	2522.70	92527.40		4005.30	3117721.30	32701.00
Grand Total --->>		35996789.60	112627487.90	33805114.70	1116569.30	3560310.50	66825.70	44259694.10	115424450.50	35810074.40

Table II : State Wise Inward, Outward and Internal Movements of Goods on Principal Commodities by Rail during 2022 - 23 (Quantity In Tonnes)

Sl. No.	Principal Commodities	Grand Total		
		Outward	Inward	Internal
	1	92	93	94
1	AGRO CHEMICALS	4042.20	4042.20	
2	ALCOHOLIC BEVERAGES	103651.90	103651.90	
3	ALUMINIUM, PRODUCTS OF ALUMINM	145728.90	145728.90	
4	ATM, INJCTNG MLDING MCHNRY ETC	1135.90	1135.90	266.00
5	AUTO COMPONENTS/PARTS	1509.40	1509.40	25.00
6	BICYCLE AND PARTS	150.00	150.00	
7	BOOKS, PUBLICATIONS AND PRNTNG	150.00	150.00	
8	BULK MINERALS AND ORES	27853048.60	27853048.60	14931644.80
9	CASTOR OIL	1118.70	1118.70	
10	CERAMICS AND ALLIED PRODUCTS	847.80	847.80	640.50
11	CEREAL PREPARATIONS	16098.10	16098.10	2512.40
12	CMNT, CLINKR AND ASBSTOS CMNT	117931640.40	117931640.40	28703722.70
13	COAL,COKE AND BRIQUITTES ETC	458723147.80	458723147.80	243868404.50
14	COSMETICS AND TOILETRIES	10974.20	10974.20	
15	COTTON FABRICS, MADEUPS ETC.	31449.40	31449.40	
16	COTTON RAW INCLD. WASTE	4286.50	4286.50	
17	CRANES, LIFTS AND WINCHES	459.60	459.60	
18	DAIRY PRODUCTS	83843.30	83843.30	
19	DYES	158.10	158.10	
20	ELECTRIC MACHINERY AND EQUIPME	114.00	114.00	60.00
21	FERTILEZERS CRUDE	70216.60	70216.60	21406.40
22	FERTILEZERS MANUFACTURED	43848681.50	43848681.50	14390858.90
23	FLORICLTR PRODUCTS	2184.00	2184.00	

Table II : State Wise Inward, Outward and Internal Movements of Goods on Principal Commodities by Rail during 2022 - 23 (Quantity In Tonnes)

Sl. No.	Principal Commodities	Grand Total		
		Outward	Inward	Internal
	1	92	93	94
24	FRESH FRUITS	51343.30	51343.30	
25	FRESH VEGETABLES	876305.00	876305.00	840.00
26	GRANIT, NATRL STONE AND PRODCT	21247164.60	21247164.60	11440261.60
27	HANDCRFS(EXCL.HANDMADE CRPTS)	27238.20	27238.20	3242.60
28	INDL. MACHNRY FOR DAIRY ETC	464699.40	464699.40	5800.00
29	INORGANIC CHEMICALS	1126006.30	1126006.30	93237.20
30	IRON AND STEEL	39382543.80	39382543.80	6917127.60
31	IRON ORE	78915842.90	78915842.90	75580513.40
32	MANMADE YARN,FABRICS,MADEUPS	9.60	9.60	
33	MILLED PRODUCTS	5303.80	5303.80	280.70
34	MISC PROCESSED ITEMS	513516.80	513516.80	522396.70
35	MOLLASES	96209.30	96209.30	
36	MOTOR VEHICLE/CARS	898240.30	898240.30	
37	MOULDED AND EXTRUDED GOODS	12656.70	12656.70	
38	OIL MEALS	1436467.10	1436467.10	84058.70
39	ORGANIC CHEMICALS	2160.00	2160.00	112047.40
40	OTHER CEREALS	2627238.80	2627238.80	305208.00
41	OTHER COMMODITIES	2654984.20	2654984.20	159328.90
42	OTHER CONSTRUCTION MACHINERY	42354.00	42354.00	
43	OTHER CRUDE MINERALS	7106577.30	7106577.30	8502408.20
44	OTHER JUTE MANUFACTURES	301764.20	301764.20	2465.10
45	OTHER MISC. ENGINEERING ITEMS	7357230.80	7357230.80	2488199.90
46	OTHER OIL SEEDS	34926.40	34926.40	

Table II : State Wise Inward, Outward and Internal Movements of Goods on Principal Commodities by Rail during 2022 - 23 (Quantity In Tonnes)

Sl. No.	Principal Commodities	Grand Total		
		Outward	Inward	Internal
	1	92	93	94
47	OTHER WOOD AND WOOD PRODUCTS	473562.40	473562.40	1470.00
48	PAINT, VARNISH AND ALLID PRODC	54220.30	54220.30	
49	PAPER, PAPER BOARD AND PRODUCT	29240.10	29240.10	
50	PETROLEUM PRODUCTS	38131785.20	38131785.20	18424306.20
51	PETROLEUM: CRUDE	833507.20	833507.20	2720.00
52	PLASTIC RAW MATERIALS	377.20	377.20	
53	PLYWOOD AND ALLIED PRODUCTS	832.60	832.60	
54	PROCESSED FRUITS AND JUICES	1832.90	1832.90	
55	PROCESSED MINERALS	21535478.10	21535478.10	8118190.60
56	PRODUCTS OF IRON AND STEEL	2711011.30	2711011.30	1166191.70
57	PULP AND WASTE PAPER	60.00	60.00	
58	PULSES	229440.40	229440.40	270.00
59	RAILWY TRNSPRT EQUIPMNTS, PRTS	66587326.00	66587326.00	13797246.00
60	RESIDUL CHEMICL AND ALLED PROD	13281.70	13281.70	
61	RICE -BASMOTI	63.00	63.00	
62	RICE(OTHER THAN BASMOTI)	35196089.20	35196089.20	6149609.40
63	SPICES	6577.40	6577.40	
64	SUGAR	4980598.80	4980598.80	557783.20
65	TWO AND THREE WHEELERS	6955.40	6955.40	
66	VEGETABLE OILS	135737.30	135737.30	
67	WHEAT	24083730.90	24083730.90	547289.20
Grand Total --->>		1009027127.10	1009027127.10	456902033.50

Table III : State wise Inward, Outward and Internal Movements of Goods on ITCHS Chapter by Rail during 2022 - 23 (Quantity in Tonnes)

Sl. No.	Chapter Code	Chapter Desc	ANDHRA PRADESH			ARUNACHAL PRADESH			ASSAM		
			Outward	Inward	Internal	Outward	Inward	Internal	Outward	Inward	Internal
	1	2	3	4	5	6	7	8	9	10	11
1	04	DAIRY PRODUCE; BIRDS' EGGS; NATURAL HOENEY; EDIBLE PRODUCTS OF ANIMAL ORIGIN N.E.S.								56073.10	
2	06	LIVE TREES & OTHER PLANTS; BULBS; ROOTS & THE LIKE; CUT FLOWERS & ORNAMENTAL FOLIAGE								845.00	
3	07	EDIBLE VEGETABLES AND CERTAIN ROOTS AND TUBERS								237000.40	270.00
4	08	EDIBLE FRUIT & NUTS; PEEL OF CITRUS FRUIT OR MELONS								7884.80	
5	09	COFFEE, TEA, MATE & SPICES								3161.30	
6	10	CEREALS	1003878.50	3466227.70	1174147.20		21179.00		2629.70	3861967.50	1926.00

Table III : State wise Inward, Outward and Internal Movements of Goods on ITCHS Chapter by Rail during 2022 - 23 (Quantity in Tonnes)

Sl. No.	Chapter Code	Chapter Desc	ANDHRA PRADESH			ARUNACHAL PRADESH			ASSAM		
			Outward	Inward	Internal	Outward	Inward	Internal	Outward	Inward	Internal
	1	2	3	4	5	6	7	8	9	10	11
7	11	PRODUCTS OF THE MILLING INDUSTRY; MALT; STARCHES; INSULIN; WHEAT GLUTEN								2876.00	
8	12	OIL SEEDS OLEAGINOUS FRUITS; MISC. GRAINS, SEEDS & FRUITS; INDUSTRIAL OR MEDICINAL PLANTS; STRAW & FODDER		1934.00						5194.30	
9	15	ANIMAL OR VEGETABLE FATS & OILS & THEIR CLEAVAGE PRODUCTS; ANIMAL VEGETABLE WAXES	13722.80							310155.00	
10	17	SUGARS AND SUGAR CONFECTIONERY	32864.70	895092.70					2664.80	599942.70	

Table III : State wise Inward, Outward and Internal Movements of Goods on ITCHS Chapter by Rail during 2022 - 23 (Quantity in Tonnes)

Sl. No.	Chapter Code	Chapter Desc	ANDHRA PRADESH			ARUNACHAL PRADESH			ASSAM		
			Outward	Inward	Internal	Outward	Inward	Internal	Outward	Inward	Internal
	1	2	3	4	5	6	7	8	9	10	11
11	19	PREPARATIONS OF CEREALS, FLOUR , STARCH OR MIILK; PASTRY COOK' PRODUCTS								14612.10	
12	20	PREPARATIONS OF VEGETABLES, FRUITS, NUTS OR OTHER PARTS OF PLANTS								1757.40	
13	21	MISCELLANEOUS EDIBLE PREPARATIONS								32555.50	
14	22	BEVERAGES, SPIRITS AND VINEGAR								42948.90	
15	23	RESIDUES AND WASTE FROM THE FOOD INDUSTRIES; PREPARED ANIMAL FODDER	11280.00	130120.50						27697.00	

Table III : State wise Inward, Outward and Internal Movements of Goods on ITCHS Chapter by Rail during 2022 - 23 (Quantity in Tonnes)

Sl. No.	Chapter Code	Chapter Desc	ANDHRA PRADESH			ARUNACHAL PRADESH			ASSAM		
			Outward	Inward	Internal	Outward	Inward	Internal	Outward	Inward	Internal
	1	2	3	4	5	6	7	8	9	10	11
16	25	SALT; SULPHUR; EARTHS AND STONE; PLASTERING MATERIALS, LIME AND CEMENT	20433421.60	3319543.00	2886043.70				1336409.50	2956202.50	946436.00
17	26	ORES, SLAG AND ASH	2578124.30	19893295.60	834005.60					19374.90	
18	27	MINERAL FUELS, MINERAL OILS & PRODUCTS; BITUMINOUS SUBSTANCES; MINERAL WAXES	37037469.50	30965375.60	7474362.70		184477.90		2079641.50	5029956.90	538586.70
19	28	INORGANIC CHEMICALS; COMPOUNDS OF PRECIOUS METALS, OR RARE-EARTH METALS, OF RADIO-ACTIVE ELEMENTS OR OF ISOTOPES.	2205357.50	1135261.80					2306.30	8792.50	
20	29	ORGANIC CHEMICALS									

Table III : State wise Inward, Outward and Internal Movements of Goods on ITCHS Chapter by Rail during 2022 - 23 (Quantity in Tonnes)

Sl. No.	Chapter Code	Chapter Desc	ANDHRA PRADESH			ARUNACHAL PRADESH			ASSAM		
			Outward	Inward	Internal	Outward	Inward	Internal	Outward	Inward	Internal
	1	2	3	4	5	6	7	8	9	10	11
21	31	FERTILIZERS	8080223.30	1415665.80	1461326.30				106175.60	499070.80	127462.10
22	32	DYEING, TANNING COLOURING MATTER								37077.20	
23	33	ESSENTIAL OILS RESINOIDS; COSMETIC AND OTHER SIMILAR PREPARATIONS									
24	34	SOAP & OTHER SIMILAR PREPARATIONS; POLISHES & CREAMS ; CANDLES AND THE LIKE, DENTAL WAXES & PREPARATIONS	2393.10							7239.10	
25	38	MISCELLANEOUS CHEMICAL PRODUCTS								3435.10	

Table III : State wise Inward, Outward and Internal Movements of Goods on ITCHS Chapter by Rail during 2022 - 23 (Quantity in Tonnes)

Sl. No.	Chapter Code	Chapter Desc	ANDHRA PRADESH			ARUNACHAL PRADESH			ASSAM		
			Outward	Inward	Internal	Outward	Inward	Internal	Outward	Inward	Internal
	1	2	3	4	5	6	7	8	9	10	11
26	39	PLASTICS AND ARTICLES THEREOF								9836.20	
27	44	WOOD & ARTICLES OF WOODS ; WOOD CHARCOAL	116960.50	183.00		2238.00	3359.80		13148.00	23864.40	
28	47	PULP OF WOOD OR OF OTHER MATERIALS; WASTE AND SCRAP OF PAPER OR PAPERBOARD								627.40	
29	48	PAPER AND PAPERBOARD; ARTICLES OF PAPER PULP, OF PAPER AND PAPERBOARD								16165.10	
30	49	PRINTED BOOKS & OTHER PRODUCTS OF PRINTING INDUSTRY									
31	52	COTTON								19554.70	

Table III : State wise Inward, Outward and Internal Movements of Goods on ITCHS Chapter by Rail during 2022 - 23 (Quantity in Tonnes)

Sl. No.	Chapter Code	Chapter Desc	ANDHRA PRADESH			ARUNACHAL PRADESH			ASSAM		
			Outward	Inward	Internal	Outward	Inward	Internal	Outward	Inward	Internal
	1	2	3	4	5	6	7	8	9	10	11
32	54	MAN-MADE FILAMENTS									
33	63	OTHER MADE UP TEXTILE ARTICLES; SETS; WORN TEXTILE ARTICLES; RAGS									
34	68	ARTICLES OF STONE, PLASTER, CEMENT, ASBESTOS, MICA OR SIMILAR MATERIALS	52268.50	203882.90	63968.80				512164.90	2367874.70	13161.40
35	69	CERAMIC PRODUCTS								847.80	
36	72	IRON & STEEL	2142388.60	856837.10	87755.80					558860.70	8.00
37	73	ARTICLES OF IRON & STEEL	230237.60	179860.00	8484.80				18046.40	180630.50	51008.40
38	76	ALUMINIUM & ARTICLES THEREOF		74352.20							

Table III : State wise Inward, Outward and Internal Movements of Goods on ITCHS Chapter by Rail during 2022 - 23 (Quantity in Tonnes)

Sl. No.	Chapter Code	Chapter Desc	ANDHRA PRADESH			ARUNACHAL PRADESH			ASSAM		
			Outward	Inward	Internal	Outward	Inward	Internal	Outward	Inward	Internal
	1	2	3	4	5	6	7	8	9	10	11
39	84	NUCLEAR REACTORS, BOILERS, MACHINERY AND MECHANICAL APPLIANCES; PARTS THEREOF								1315.30	
40	85	ELECTRICAL MACHINERY & EQUIPMENT & PARTS THEREOF; SOUND & TV RECORDERS & REPRODUCERS & PARTS THEREOF									
41	86	RAILWAY/TRAMWAY LOCOMOTIVES, TRUCKS ETC., EQUIPMENT AND PARTS THEREOF	2161516.30	2089632.90	116890.10				103196.80	767585.70	452.00
42	87	ROAD VEHICLES AND PARTS	38204.60	31271.90						128624.80	89.10
43	99	MISCELLANEOUS GOODS								987385.30	
Grand Total --->>			76140311.40	64658536.70	14106985.00	2238.00	209016.70		4176383.50	18828992.60	1679399.70

Table III : State wise Inward, Outward and Internal Movements of Goods on ITCHS Chapter by Rail during 2022 - 23 (Quantity in Tonnes)

Sl. No.	Chapter Code	Chapter Desc	BIHAR			CHANDIGARH			CHHATTISGARH		
			Outward	Inward	Internal	Outward	Inward	Internal	Outward	Inward	Internal
	1	2	12	13	14	15	16	17	18	19	20
1	04	DAIRY PRODUCE; BIRDS' EGGS; NATURAL HOENEY; EDIBLE PRODUCTS OF ANIMAL ORIGIN N.E.S.									
2	06	LIVE TREES & OTHER PLANTS; BULBS; ROOTS & THE LIKE; CUT FLOWERS & ORNAMENTAL FOLIAGE									
3	07	EDIBLE VEGETABLES AND CERTAIN ROOTS AND TUBERS		493900.30							
4	08	EDIBLE FRUIT & NUTS; PEEL OF CITRUS FRUIT OR MELONS									
5	09	COFFEE, TEA, MATE & SPICES									
6	10	CEREALS	1215319.90	7469391.60	602252.20	2727.00			6365054.90	103135.00	

Table III : State wise Inward, Outward and Internal Movements of Goods on ITCHS Chapter by Rail during 2022 - 23 (Quantity in Tonnes)

Sl. No.	Chapter Code	Chapter Desc	BIHAR			CHANDIGARH			CHHATTISGARH		
			Outward	Inward	Internal	Outward	Inward	Internal	Outward	Inward	Internal
	1	2	12	13	14	15	16	17	18	19	20
7	11	PRODUCTS OF THE MILLING INDUSTRY; MALT; STARCHES; INSULIN; WHEAT GLUTEN									
8	12	OIL SEEDS OLEAGINOUS FRUITS; MISC. GRAINS, SEEDS & FRUITS; INDUSTRIAL OR MEDICINAL PLANTS; STRAW & FODDER		496.00						5261.00	
9	15	ANIMAL OR VEGETABLE FATS & OILS & THEIR CLEAVAGE PRODUCTS; ANIMAL VEGETABLE WAXES		92303.80						19969.00	
10	17	SUGARS AND SUGAR CONFECTIONERY	26513.00	601855.80	2737.00						

Table III : State wise Inward, Outward and Internal Movements of Goods on ITCHS Chapter by Rail during 2022 - 23 (Quantity in Tonnes)

Sl. No.	Chapter Code	Chapter Desc	BIHAR			CHANDIGARH			CHHATTISGARH		
			Outward	Inward	Internal	Outward	Inward	Internal	Outward	Inward	Internal
	1	2	12	13	14	15	16	17	18	19	20
11	19	PREPARATIONS OF CEREALS, FLOUR , STARCH OR MIILK; PASTRY COOK' PRODUCTS									
12	20	PREPARATIONS OF VEGETABLES, FRUITS, NUTS OR OTHER PARTS OF PLANTS									
13	21	MISCELLANEOUS EDIBLE PREPARATIONS									
14	22	BEVERAGES, SPIRITS AND VINEGAR								6390.00	
15	23	RESIDUES AND WASTE FROM THE FOOD INDUSTRIES; PREPARED ANIMAL FODDER	33980.10	79270.60					27504.60		

Table III : State wise Inward, Outward and Internal Movements of Goods on ITCHS Chapter by Rail during 2022 - 23 (Quantity in Tonnes)

Sl. No.	Chapter Code	Chapter Desc	BIHAR			CHANDIGARH			CHHATTISGARH		
			Outward	Inward	Internal	Outward	Inward	Internal	Outward	Inward	Internal
	1	2	12	13	14	15	16	17	18	19	20
16	25	SALT; SULPHUR; EARTHS AND STONE; PLASTERING MATERIALS, LIME AND CEMENT	290821.30	20481486.90	2102531.70	32310.30	140268.40		23498488.10	4725708.80	2579938.60
17	26	ORES, SLAG AND ASH	726.00	1024708.70					16951909.60	11372476.90	11765112.40
18	27	MINERAL FUELS, MINERAL OILS & PRODUCTS; BITUMINOUS SUBSTANCES; MINERAL WAXES	1783980.40	36961730.90	1250.30		64526.50		79872040.80	34342109.90	23306396.00
19	28	INORGANIC CHEMICALS; COMPOUNDS OF PRECIOUS METALS, OR RARE-EARTH METALS, OF RADIO-ACTIVE ELEMENTS OR OF ISOTOPES.		29134.30						1002848.40	
20	29	ORGANIC CHEMICALS									

Table III : State wise Inward, Outward and Internal Movements of Goods on ITCHS Chapter by Rail during 2022 - 23 (Quantity in Tonnes)

Sl. No.	Chapter Code	Chapter Desc	BIHAR			CHANDIGARH			CHHATTISGARH		
			Outward	Inward	Internal	Outward	Inward	Internal	Outward	Inward	Internal
	1	2	12	13	14	15	16	17	18	19	20
21	31	FERTILIZERS	13520.80	3910299.70	127791.60		61170.30		5285.50	1730664.00	
22	32	DYEING, TANNING COLOURING MATTER		4010.00							
23	33	ESSENTIAL OILS RESINOIDS; COSMETIC AND OTHER SIMILAR PREPARATIONS									
24	34	SOAP & OTHER SIMILAR PREPARATIONS; POLISHES & CREAMS ; CANDLES AND THE LIKE, DENTAL WAXES & PREPARATIONS									
25	38	MISCELLANEOUS CHEMICAL PRODUCTS									

Table III : State wise Inward, Outward and Internal Movements of Goods on ITCHS Chapter by Rail during 2022 - 23 (Quantity in Tonnes)

Sl. No.	Chapter Code	Chapter Desc	BIHAR			CHANDIGARH			CHHATTISGARH		
			Outward	Inward	Internal	Outward	Inward	Internal	Outward	Inward	Internal
	1	2	12	13	14	15	16	17	18	19	20
26	39	PLASTICS AND ARTICLES THEREOF		1.00							
27	44	WOOD & ARTICLES OF WOODS ; WOOD CHARCOAL		804.40					14080.80	8364.90	
28	47	PULP OF WOOD OR OF OTHER MATERIALS; WASTE AND SCRAP OF PAPER OR PAPERBOARD									
29	48	PAPER AND PAPERBOARD; ARTICLES OF PAPER PULP, OF PAPER AND PAPERBOARD									
30	49	PRINTED BOOKS & OTHER PRODUCTS OF PRINTING INDUSTRY									
31	52	COTTON		2510.40							

Table III : State wise Inward, Outward and Internal Movements of Goods on ITCHS Chapter by Rail during 2022 - 23 (Quantity in Tonnes)

Sl. No.	Chapter Code	Chapter Desc	BIHAR			CHANDIGARH			CHHATTISGARH		
			Outward	Inward	Internal	Outward	Inward	Internal	Outward	Inward	Internal
	1	2	12	13	14	15	16	17	18	19	20
32	54	MAN-MADE FILAMENTS		9.60							
33	63	OTHER MADE UP TEXTILE ARTICLES; SETS; WORN TEXTILE ARTICLES; RAGS	3171.40	50610.40	1216.00					51709.20	
34	68	ARTICLES OF STONE, PLASTER, CEMENT, ASBESTOS, MICA OR SIMILAR MATERIALS	933028.00	11782765.20	459882.30	42662.00			105968.00	454609.90	70768.10
35	69	CERAMIC PRODUCTS									
36	72	IRON & STEEL		1324805.30	658.00		389693.80		4795166.40	1003902.30	125261.30
37	73	ARTICLES OF IRON & STEEL	7656.40	101920.00	102978.50		6089.80		1199364.10	62418.30	20949.60
38	76	ALUMINIUM & ARTICLES THEREOF								33620.20	

Table III : State wise Inward, Outward and Internal Movements of Goods on ITCHS Chapter by Rail during 2022 - 23 (Quantity in Tonnes)

Sl. No.	Chapter Code	Chapter Desc	BIHAR			CHANDIGARH			CHHATTISGARH		
			Outward	Inward	Internal	Outward	Inward	Internal	Outward	Inward	Internal
	1	2	12	13	14	15	16	17	18	19	20
39	84	NUCLEAR REACTORS, BOILERS, MACHINERY AND MECHANICAL APPLIANCES; PARTS THEREOF		224.00		459.60			280.00		266.00
40	85	ELECTRICAL MACHINERY & EQUIPMENT & PARTS THEREOF; SOUND & TV RECORDERS & REPRODUCERS & PARTS THEREOF									
41	86	RAILWAY/TRAMWAY LOCOMOTIVES, TRUCKS ETC., EQUIPMENT AND PARTS THEREOF	260424.40	1369934.00	1300.00				1050160.20	322246.30	5397.60
42	87	ROAD VEHICLES AND PARTS		83240.20		96060.80	4575.00			17123.50	
43	99	MISCELLANEOUS GOODS		3352.60							
Grand Total --->>			4569141.70	85868765.70	3402597.60	174219.70	666323.80		133885303.00	55262557.60	37874089.60

Table III : State wise Inward, Outward and Internal Movements of Goods on ITCHS Chapter by Rail during 2022 - 23 (Quantity in Tonnes)

Sl. No.	Chapter Code	Chapter Desc	DELHI			GOA			GUJARAT		
			Outward	Inward	Internal	Outward	Inward	Internal	Outward	Inward	Internal
	1	2	21	22	23	24	25	26	27	28	29
1	04	DAIRY PRODUCE; BIRDS' EGGS; NATURAL HOENEY; EDIBLE PRODUCTS OF ANIMAL ORIGIN N.E.S.	300.00						83543.30		
2	06	LIVE TREES & OTHER PLANTS; BULBS; ROOTS & THE LIKE; CUT FLOWERS & ORNAMENTAL FOLIAGE									
3	07	EDIBLE VEGETABLES AND CERTAIN ROOTS AND TUBERS	75126.70	24219.60					61084.60	2494.00	
4	08	EDIBLE FRUIT & NUTS; PEEL OF CITRUS FRUIT OR MELONS	2782.40	42891.00					2201.20		
5	09	COFFEE, TEA, MATE & SPICES	613.50						2667.80		
6	10	CEREALS	45886.70	114051.40			70729.90		279146.70	5133332.10	108141.20

Table III : State wise Inward, Outward and Internal Movements of Goods on ITCHS Chapter by Rail during 2022 - 23 (Quantity in Tonnes)

Sl. No.	Chapter Code	Chapter Desc	DELHI			GOA			GUJARAT		
			Outward	Inward	Internal	Outward	Inward	Internal	Outward	Inward	Internal
	1	2	21	22	23	24	25	26	27	28	29
7	11	PRODUCTS OF THE MILLING INDUSTRY; MALT; STARCHES; INSULIN; WHEAT GLUTEN	1193.50						430.20	1335.00	
8	12	OIL SEEDS OLEAGINOUS FRUITS; MISC. GRAINS, SEEDS & FRUITS; INDUSTRIAL OR MEDICINAL PLANTS; STRAW & FODDER	118.60						225.00		
9	15	ANIMAL OR VEGETABLE FATS & OILS & THEIR CLEAVAGE PRODUCTS; ANIMAL VEGETABLE WAXES	8607.20	107300.20					926003.50	2677.80	
10	17	SUGARS AND SUGAR CONFECTIONERY	706.70	2655.60					13710.00	1241112.30	18554.00

Table III : State wise Inward, Outward and Internal Movements of Goods on ITCHS Chapter by Rail during 2022 - 23 (Quantity in Tonnes)

Sl. No.	Chapter Code	Chapter Desc	DELHI			GOA			GUJARAT		
			Outward	Inward	Internal	Outward	Inward	Internal	Outward	Inward	Internal
	1	2	21	22	23	24	25	26	27	28	29
11	19	PREPARATIONS OF CEREALS, FLOUR , STARCH OR MIILK; PASTRY COOK' PRODUCTS	7582.10						4382.40		
12	20	PREPARATIONS OF VEGETABLES, FRUITS, NUTS OR OTHER PARTS OF PLANTS							1832.90		
13	21	MISCELLANEOUS EDIBLE PREPARATIONS	32794.70						693.30		
14	22	BEVERAGES, SPIRITS AND VINEGAR									
15	23	RESIDUES AND WASTE FROM THE FOOD INDUSTRIES; PREPARED ANIMAL FODDER	645.00	994.00					116.60	179676.20	

Table III : State wise Inward, Outward and Internal Movements of Goods on ITCHS Chapter by Rail during 2022 - 23 (Quantity in Tonnes)

Sl. No.	Chapter Code	Chapter Desc	DELHI			GOA			GUJARAT		
			Outward	Inward	Internal	Outward	Inward	Internal	Outward	Inward	Internal
	1	2	21	22	23	24	25	26	27	28	29
16	25	SALT; SULPHUR; EARTHS AND STONE; PLASTERING MATERIALS, LIME AND CEMENT	112175.50	765005.90	6552.00	1027574.80	524629.00		8107333.70	3669839.20	2073939.20
17	26	ORES, SLAG AND ASH				69233.20	842105.60		12115.70	256741.60	
18	27	MINERAL FUELS, MINERAL OILS & PRODUCTS; BITUMINOUS SUBSTANCES; MINERAL WAXES		310279.10		9592487.70			21115089.20	16562588.90	4604973.30
19	28	INORGANIC CHEMICALS; COMPOUNDS OF PRECIOUS METALS, OR RARE-EARTH METALS, OF RADIO-ACTIVE ELEMENTS OR OF ISOTOPES.	1708.70	10742.00					322659.60		29113.20
20	29	ORGANIC CHEMICALS							2160.00		

Table III : State wise Inward, Outward and Internal Movements of Goods on ITCHS Chapter by Rail during 2022 - 23 (Quantity in Tonnes)

Sl. No.	Chapter Code	Chapter Desc	DELHI			GOA			GUJARAT		
			Outward	Inward	Internal	Outward	Inward	Internal	Outward	Inward	Internal
	1	2	21	22	23	24	25	26	27	28	29
21	31	FERTILIZERS	7155.20			786275.10			15563085.50	72855.40	2537070.50
22	32	DYEING, TANNING COLOURING MATTER	205.20						410.10		
23	33	ESSENTIAL OILS RESINOIDS; COSMETIC AND OTHER SIMILAR PREPARATIONS									
24	34	SOAP & OTHER SIMILAR PREPARATIONS; POLISHES & CREAMS ; CANDLES AND THE LIKE, DENTAL WAXES & PREPARATIONS	1110.60						2925.10		
25	38	MISCELLANEOUS CHEMICAL PRODUCTS	250.00						3792.20	2669.50	

Table III : State wise Inward, Outward and Internal Movements of Goods on ITCHS Chapter by Rail during 2022 - 23 (Quantity in Tonnes)

Sl. No.	Chapter Code	Chapter Desc	DELHI			GOA			GUJARAT		
			Outward	Inward	Internal	Outward	Inward	Internal	Outward	Inward	Internal
	1	2	21	22	23	24	25	26	27	28	29
26	39	PLASTICS AND ARTICLES THEREOF	477.20						9487.70		
27	44	WOOD & ARTICLES OF WOODS ; WOOD CHARCOAL		4913.50		299.30			74379.30	2253.00	
28	47	PULP OF WOOD OR OF OTHER MATERIALS; WASTE AND SCRAP OF PAPER OR PAPERBOARD	587.50						1178.40		
29	48	PAPER AND PAPERBOARD; ARTICLES OF PAPER PULP, OF PAPER AND PAPERBOARD	8528.20						15877.00		
30	49	PRINTED BOOKS & OTHER PRODUCTS OF PRINTING INDUSTRY									
31	52	COTTON	26071.20						7237.30		

Table III : State wise Inward, Outward and Internal Movements of Goods on ITCHS Chapter by Rail during 2022 - 23 (Quantity in Tonnes)

Sl. No.	Chapter Code	Chapter Desc	DELHI			GOA			GUJARAT		
			Outward	Inward	Internal	Outward	Inward	Internal	Outward	Inward	Internal
	1	2	21	22	23	24	25	26	27	28	29
32	54	MAN-MADE FILAMENTS									
33	63	OTHER MADE UP TEXTILE ARTICLES; SETS; WORN TEXTILE ARTICLES; RAGS									
34	68	ARTICLES OF STONE, PLASTER, CEMENT, ASBESTOS, MICA OR SIMILAR MATERIALS		13247.50					7728.40	15813.90	70272.90
35	69	CERAMIC PRODUCTS							608.60		
36	72	IRON & STEEL		417548.90	392.00	11906.70	792199.00		990673.70	1991702.50	8358.80
37	73	ARTICLES OF IRON & STEEL	6171.00	14469.60			2818.20		188746.90	129297.80	32849.30
38	76	ALUMINIUM & ARTICLES THEREOF									

Table III : State wise Inward, Outward and Internal Movements of Goods on ITCHS Chapter by Rail during 2022 - 23 (Quantity in Tonnes)

Sl. No.	Chapter Code	Chapter Desc	DELHI			GOA			GUJARAT		
			Outward	Inward	Internal	Outward	Inward	Internal	Outward	Inward	Internal
	1	2	21	22	23	24	25	26	27	28	29
39	84	NUCLEAR REACTORS, BOILERS, MACHINERY AND MECHANICAL APPLIANCES; PARTS THEREOF								255.00	
40	85	ELECTRICAL MACHINERY & EQUIPMENT & PARTS THEREOF; SOUND & TV RECORDERS & REPRODUCERS & PARTS THEREOF	30.00								
41	86	RAILWAY/TRAMWAY LOCOMOTIVES, TRUCKS ETC., EQUIPMENT AND PARTS THEREOF	1216252.00	2302615.30	744.00	222505.70	167481.60		21014251.80	14827679.20	5049570.50
42	87	ROAD VEHICLES AND PARTS		52186.90					174751.90	50470.20	
43	99	MISCELLANEOUS GOODS	557800.40						234635.50		
Grand Total --->>			2114879.80	4183120.50	7688.00	11710282.50	2399963.30		69225165.10	44142793.60	14532842.90

Table III : State wise Inward, Outward and Internal Movements of Goods on ITCHS Chapter by Rail during 2022 - 23 (Quantity in Tonnes)

Sl. No.	Chapter Code	Chapter Desc	HARYANA			HIMACHAL PRADESH			JAMMU AND KASHMIR		
			Outward	Inward	Internal	Outward	Inward	Internal	Outward	Inward	Internal
	1	2	30	31	32	33	34	35	36	37	38
1	04	DAIRY PRODUCE; BIRDS' EGGS; NATURAL HOENEY; EDIBLE PRODUCTS OF ANIMAL ORIGIN N.E.S.									
2	06	LIVE TREES & OTHER PLANTS; BULBS; ROOTS & THE LIKE; CUT FLOWERS & ORNAMENTAL FOLIAGE								410.00	
3	07	EDIBLE VEGETABLES AND CERTAIN ROOTS AND TUBERS	126.00	1357.00						28151.50	
4	08	EDIBLE FRUIT & NUTS; PEEL OF CITRUS FRUIT OR MELONS									
5	09	COFFEE, TEA, MATE & SPICES									
6	10	CEREALS	6849378.10	229654.10						287386.70	

Table III : State wise Inward, Outward and Internal Movements of Goods on ITCHS Chapter by Rail during 2022 - 23 (Quantity in Tonnes)

Sl. No.	Chapter Code	Chapter Desc	HARYANA			HIMACHAL PRADESH			JAMMU AND KASHMIR		
			Outward	Inward	Internal	Outward	Inward	Internal	Outward	Inward	Internal
	1	2	30	31	32	33	34	35	36	37	38
7	11	PRODUCTS OF THE MILLING INDUSTRY; MALT; STARCHES; INSULIN; WHEAT GLUTEN	1335.00								
8	12	OIL SEEDS OLEAGINOUS FRUITS; MISC. GRAINS, SEEDS & FRUITS; INDUSTRIAL OR MEDICINAL PLANTS; STRAW & FODDER									
9	15	ANIMAL OR VEGETABLE FATS & OILS & THEIR CLEAVAGE PRODUCTS; ANIMAL VEGETABLE WAXES	274.00	150566.60							
10	17	SUGARS AND SUGAR CONFECTIONERY	37932.30								

Table III : State wise Inward, Outward and Internal Movements of Goods on ITCHS Chapter by Rail during 2022 - 23 (Quantity in Tonnes)

Sl. No.	Chapter Code	Chapter Desc	HARYANA			HIMACHAL PRADESH			JAMMU AND KASHMIR		
			Outward	Inward	Internal	Outward	Inward	Internal	Outward	Inward	Internal
	1	2	30	31	32	33	34	35	36	37	38
11	19	PREPARATIONS OF CEREALS, FLOUR , STARCH OR MIILK; PASTRY COOK' PRODUCTS	2301.00								
12	20	PREPARATIONS OF VEGETABLES, FRUITS, NUTS OR OTHER PARTS OF PLANTS									
13	21	MISCELLANEOUS EDIBLE PREPARATIONS	125.00								
14	22	BEVERAGES, SPIRITS AND VINEGAR	45215.10								
15	23	RESIDUES AND WASTE FROM THE FOOD INDUSTRIES; PREPARED ANIMAL FODDER		4980.00							

Table III : State wise Inward, Outward and Internal Movements of Goods on ITCHS Chapter by Rail during 2022 - 23 (Quantity in Tonnes)

Sl. No.	Chapter Code	Chapter Desc	HARYANA			HIMACHAL PRADESH			JAMMU AND KASHMIR		
			Outward	Inward	Internal	Outward	Inward	Internal	Outward	Inward	Internal
	1	2	30	31	32	33	34	35	36	37	38
16	25	SALT; SULPHUR; EARTHS AND STONE; PLASTERING MATERIALS, LIME AND CEMENT	913873.80	7125408.50	101630.10		9672.00		452093.00	1954639.10	15428.00
17	26	ORES, SLAG AND ASH									
18	27	MINERAL FUELS, MINERAL OILS & PRODUCTS; BITUMINOUS SUBSTANCES; MINERAL WAXES	4140236.50	24270877.10	94194.60					1289516.30	
19	28	INORGANIC CHEMICALS; COMPOUNDS OF PRECIOUS METALS, OR RARE-EARTH METALS, OF RADIO-ACTIVE ELEMENTS OR OF ISOTOPES.		2813.80							
20	29	ORGANIC CHEMICALS									

Table III : State wise Inward, Outward and Internal Movements of Goods on ITCHS Chapter by Rail during 2022 - 23 (Quantity in Tonnes)

Sl. No.	Chapter Code	Chapter Desc	HARYANA			HIMACHAL PRADESH			JAMMU AND KASHMIR		
			Outward	Inward	Internal	Outward	Inward	Internal	Outward	Inward	Internal
	1	2	30	31	32	33	34	35	36	37	38
21	31	FERTILIZERS	269950.20	2568776.70	290851.90					219070.80	
22	32	DYEING, TANNING COLOURING MATTER	1414.00								
23	33	ESSENTIAL OILS RESINOIDS; COSMETIC AND OTHER SIMILAR PREPARATIONS									
24	34	SOAP & OTHER SIMILAR PREPARATIONS; POLISHES & CREAMS ; CANDLES AND THE LIKE, DENTAL WAXES & PREPARATIONS									
25	38	MISCELLANEOUS CHEMICAL PRODUCTS		7945.40							

Table III : State wise Inward, Outward and Internal Movements of Goods on ITCHS Chapter by Rail during 2022 - 23 (Quantity in Tonnes)

Sl. No.	Chapter Code	Chapter Desc	HARYANA			HIMACHAL PRADESH			JAMMU AND KASHMIR		
			Outward	Inward	Internal	Outward	Inward	Internal	Outward	Inward	Internal
	1	2	30	31	32	33	34	35	36	37	38
26	39	PLASTICS AND ARTICLES THEREOF									
27	44	WOOD & ARTICLES OF WOODS ; WOOD CHARCOAL	116.00	558.00							
28	47	PULP OF WOOD OR OF OTHER MATERIALS; WASTE AND SCRAP OF PAPER OR PAPERBOARD									
29	48	PAPER AND PAPERBOARD; ARTICLES OF PAPER PULP, OF PAPER AND PAPERBOARD									
30	49	PRINTED BOOKS & OTHER PRODUCTS OF PRINTING INDUSTRY									
31	52	COTTON									

Table III : State wise Inward, Outward and Internal Movements of Goods on ITCHS Chapter by Rail during 2022 - 23 (Quantity in Tonnes)

Sl. No.	Chapter Code	Chapter Desc	HARYANA			HIMACHAL PRADESH			JAMMU AND KASHMIR		
			Outward	Inward	Internal	Outward	Inward	Internal	Outward	Inward	Internal
	1	2	30	31	32	33	34	35	36	37	38
32	54	MAN-MADE FILAMENTS									
33	63	OTHER MADE UP TEXTILE ARTICLES; SETS; WORN TEXTILE ARTICLES; RAGS		68006.10							
34	68	ARTICLES OF STONE, PLASTER, CEMENT, ASBESTOS, MICA OR SIMILAR MATERIALS	35412.20	122605.30	2410.60	44938.00					
35	69	CERAMIC PRODUCTS									
36	72	IRON & STEEL		4869353.10							
37	73	ARTICLES OF IRON & STEEL	4104.50	136641.30	9300.20				1879.20	4854.10	
38	76	ALUMINIUM & ARTICLES THEREOF									

Table III : State wise Inward, Outward and Internal Movements of Goods on ITCHS Chapter by Rail during 2022 - 23 (Quantity in Tonnes)

Sl. No.	Chapter Code	Chapter Desc	HARYANA			HIMACHAL PRADESH			JAMMU AND KASHMIR		
			Outward	Inward	Internal	Outward	Inward	Internal	Outward	Inward	Internal
	1	2	30	31	32	33	34	35	36	37	38
39	84	NUCLEAR REACTORS, BOILERS, MACHINERY AND MECHANICAL APPLIANCES; PARTS THEREOF	36390.00	1159.00							
40	85	ELECTRICAL MACHINERY & EQUIPMENT & PARTS THEREOF; SOUND & TV RECORDERS & REPRODUCERS & PARTS THEREOF									
41	86	RAILWAY/TRAMWAY LOCOMOTIVES, TRUCKS ETC., EQUIPMENT AND PARTS THEREOF	6235240.60	9329647.50	2591228.40	1210.00					
42	87	ROAD VEHICLES AND PARTS	188449.30	259140.50						391.00	
43	99	MISCELLANEOUS GOODS									
Grand Total --->>			18761873.60	49149490.00	3089615.80	46148.00	9672.00		453972.20	3784419.50	15428.00

Table III : State wise Inward, Outward and Internal Movements of Goods on ITCHS Chapter by Rail during 2022 - 23 (Quantity in Tonnes)

Sl. No.	Chapter Code	Chapter Desc	JHARKHAND			KARNATAKA			KERALA		
			Outward	Inward	Internal	Outward	Inward	Internal	Outward	Inward	Internal
	1	2	39	40	41	42	43	44	45	46	47
1	04	DAIRY PRODUCE; BIRDS' EGGS; NATURAL HOENEY; EDIBLE PRODUCTS OF ANIMAL ORIGIN N.E.S.									
2	06	LIVE TREES & OTHER PLANTS; BULBS; ROOTS & THE LIKE; CUT FLOWERS & ORNAMENTAL FOLIAGE									
3	07	EDIBLE VEGETABLES AND CERTAIN ROOTS AND TUBERS		850.50			27051.00				
4	08	EDIBLE FRUIT & NUTS; PEEL OF CITRUS FRUIT OR MELONS					275.00				
5	09	COFFEE, TEA, MATE & SPICES									
6	10	CEREALS	20972.70	2488458.10		398379.70	5282024.50	125323.30		2013843.60	5046.90

Table III : State wise Inward, Outward and Internal Movements of Goods on ITCHS Chapter by Rail during 2022 - 23 (Quantity in Tonnes)

Sl. No.	Chapter Code	Chapter Desc	JHARKHAND			KARNATAKA			KERALA		
			Outward	Inward	Internal	Outward	Inward	Internal	Outward	Inward	Internal
	1	2	39	40	41	42	43	44	45	46	47
7	11	PRODUCTS OF THE MILLING INDUSTRY; MALT; STARCHES; INSULIN; WHEAT GLUTEN									
8	12	OIL SEEDS OLEAGINOUS FRUITS; MISC. GRAINS, SEEDS & FRUITS; INDUSTRIAL OR MEDICINAL PLANTS; STRAW & FODDER								2475.00	
9	15	ANIMAL OR VEGETABLE FATS & OILS & THEIR CLEAVAGE PRODUCTS; ANIMAL VEGETABLE WAXES		1077.00		24398.10					
10	17	SUGARS AND SUGAR CONFECTIONERY		36658.30		1539866.30	28957.80	10586.80			

Table III : State wise Inward, Outward and Internal Movements of Goods on ITCHS Chapter by Rail during 2022 - 23 (Quantity in Tonnes)

Sl. No.	Chapter Code	Chapter Desc	JHARKHAND			KARNATAKA			KERALA		
			Outward	Inward	Internal	Outward	Inward	Internal	Outward	Inward	Internal
	1	2	39	40	41	42	43	44	45	46	47
11	19	PREPARATIONS OF CEREALS, FLOUR , STARCH OR MIILK; PASTRY COOK' PRODUCTS									
12	20	PREPARATIONS OF VEGETABLES, FRUITS, NUTS OR OTHER PARTS OF PLANTS									
13	21	MISCELLANEOUS EDIBLE PREPARATIONS					33.30				
14	22	BEVERAGES, SPIRITS AND VINEGAR		2971.70			7744.10			4270.00	
15	23	RESIDUES AND WASTE FROM THE FOOD INDUSTRIES; PREPARED ANIMAL FODDER					75160.20			162249.90	

Table III : State wise Inward, Outward and Internal Movements of Goods on ITCHS Chapter by Rail during 2022 - 23 (Quantity in Tonnes)

Sl. No.	Chapter Code	Chapter Desc	JHARKHAND			KARNATAKA			KERALA		
			Outward	Inward	Internal	Outward	Inward	Internal	Outward	Inward	Internal
	1	2	39	40	41	42	43	44	45	46	47
16	25	SALT; SULPHUR; EARTHS AND STONE; PLASTERING MATERIALS, LIME AND CEMENT	12613227.60	16662504.10	1496656.60	12762524.20	11351912.10	2860807.90	18388.30	2020971.70	238676.60
17	26	ORES, SLAG AND ASH	10315337.30	12662311.10	23058822.70	5464148.40	4243481.00	12680402.00			
18	27	MINERAL FUELS, MINERAL OILS & PRODUCTS; BITUMINOUS SUBSTANCES; MINERAL WAXES	###########	18824086.90	19443535.30	917136.30	41815206.70	5208207.30	1820929.50	84603.00	744365.30
19	28	INORGANIC CHEMICALS; COMPOUNDS OF PRECIOUS METALS, OR RARE-EARTH METALS, OF RADIO-ACTIVE ELEMENTS OR OF ISOTOPES.	362683.10	31460.30	58936.00		23648.10				
20	29	ORGANIC CHEMICALS									

Table III : State wise Inward, Outward and Internal Movements of Goods on ITCHS Chapter by Rail during 2022 - 23 (Quantity in Tonnes)

Sl. No.	Chapter Code	Chapter Desc	JHARKHAND			KARNATAKA			KERALA		
			Outward	Inward	Internal	Outward	Inward	Internal	Outward	Inward	Internal
	1	2	39	40	41	42	43	44	45	46	47
21	31	FERTILIZERS	157031.10	338401.60	3906.50	365325.50	3959457.60	645368.20	898628.00	246232.60	23933.00
22	32	DYEING, TANNING COLOURING MATTER									
23	33	ESSENTIAL OILS RESINOIDS; COSMETIC AND OTHER SIMILAR PREPARATIONS									
24	34	SOAP & OTHER SIMILAR PREPARATIONS; POLISHES & CREAMS ; CANDLES AND THE LIKE, DENTAL WAXES & PREPARATIONS									
25	38	MISCELLANEOUS CHEMICAL PRODUCTS									

Table III : State wise Inward, Outward and Internal Movements of Goods on ITCHS Chapter by Rail during 2022 - 23 (Quantity in Tonnes)

Sl. No.	Chapter Code	Chapter Desc	JHARKHAND			KARNATAKA			KERALA		
			Outward	Inward	Internal	Outward	Inward	Internal	Outward	Inward	Internal
	1	2	39	40	41	42	43	44	45	46	47
26	39	PLASTICS AND ARTICLES THEREOF									
27	44	WOOD & ARTICLES OF WOODS ; WOOD CHARCOAL				800.00	2052.90				
28	47	PULP OF WOOD OR OF OTHER MATERIALS; WASTE AND SCRAP OF PAPER OR PAPERBOARD									
29	48	PAPER AND PAPERBOARD; ARTICLES OF PAPER PULP, OF PAPER AND PAPERBOARD									
30	49	PRINTED BOOKS & OTHER PRODUCTS OF PRINTING INDUSTRY					150.00				
31	52	COTTON									

Table III : State wise Inward, Outward and Internal Movements of Goods on ITCHS Chapter by Rail during 2022 - 23 (Quantity in Tonnes)

Sl. No.	Chapter Code	Chapter Desc	JHARKHAND			KARNATAKA			KERALA		
			Outward	Inward	Internal	Outward	Inward	Internal	Outward	Inward	Internal
	1	2	39	40	41	42	43	44	45	46	47
32	54	MAN-MADE FILAMENTS									
33	63	OTHER MADE UP TEXTILE ARTICLES; SETS; WORN TEXTILE ARTICLES; RAGS									
34	68	ARTICLES OF STONE, PLASTER, CEMENT, ASBESTOS, MICA OR SIMILAR MATERIALS	11066044.70	170190.20	240948.20	7869.00	911065.50	688950.50		1116.00	
35	69	CERAMIC PRODUCTS									
36	72	IRON & STEEL	9892695.30	903450.90	123271.40	5676883.70	1122875.10	1248412.90		209481.70	
37	73	ARTICLES OF IRON & STEEL	61741.60	115544.30	87295.80	22423.00	132906.70	110573.70	3757.40	29628.40	939.20
38	76	ALUMINIUM & ARTICLES THEREOF									

Table III : State wise Inward, Outward and Internal Movements of Goods on ITCHS Chapter by Rail during 2022 - 23 (Quantity in Tonnes)

Sl. No.	Chapter Code	Chapter Desc	JHARKHAND			KARNATAKA			KERALA		
			Outward	Inward	Internal	Outward	Inward	Internal	Outward	Inward	Internal
	1	2	39	40	41	42	43	44	45	46	47
39	84	NUCLEAR REACTORS, BOILERS, MACHINERY AND MECHANICAL APPLIANCES; PARTS THEREOF				200.00	29509.80	2035.40		730.90	
40	85	ELECTRICAL MACHINERY & EQUIPMENT & PARTS THEREOF; SOUND & TV RECORDERS & REPRODUCERS & PARTS THEREOF					60.00				
41	86	RAILWAY/TRAMWAY LOCOMOTIVES, TRUCKS ETC., EQUIPMENT AND PARTS THEREOF	31034.70	268198.10	73.50	1312803.80	1746601.70	15015.50	9191.60	38084.80	
42	87	ROAD VEHICLES AND PARTS	3156.10	22703.50		54727.70	168347.50		743.80	3087.10	
43	99	MISCELLANEOUS GOODS									
Grand Total --->>			158087447.10	52528866.60	44513446.00	28547485.70	70928520.60	23595683.50	2751638.60	4816774.70	1012961.00

Table III : State wise Inward, Outward and Internal Movements of Goods on ITCHS Chapter by Rail during 2022 - 23 (Quantity in Tonnes)

Sl. No.	Chapter Code	Chapter Desc	MADHYA PRADESH			MAHARASHTRA			MANIPUR		
			Outward	Inward	Internal	Outward	Inward	Internal	Outward	Inward	Internal
	1	2	48	49	50	51	52	53	54	55	56
1	04	DAIRY PRODUCE; BIRDS' EGGS; NATURAL HOENEY; EDIBLE PRODUCTS OF ANIMAL ORIGIN N.E.S.									
2	06	LIVE TREES & OTHER PLANTS; BULBS; ROOTS & THE LIKE; CUT FLOWERS & ORNAMENTAL FOLIAGE				2184.00					
3	07	EDIBLE VEGETABLES AND CERTAIN ROOTS AND TUBERS	93764.50			704802.60	1839.40				
4	08	EDIBLE FRUIT & NUTS; PEEL OF CITRUS FRUIT OR MELONS	2668.70			42891.00					
5	09	COFFEE, TEA, MATE & SPICES									
6	10	CEREALS	10258148.50	10908.60	1708500.50	505440.60	6701110.00	79544.60		110267.90	

Table III : State wise Inward, Outward and Internal Movements of Goods on ITCHS Chapter by Rail during 2022 - 23 (Quantity in Tonnes)

Sl. No.	Chapter Code	Chapter Desc	MADHYA PRADESH			MAHARASHTRA			MANIPUR		
			Outward	Inward	Internal	Outward	Inward	Internal	Outward	Inward	Internal
	1	2	48	49	50	51	52	53	54	55	56
7	11	PRODUCTS OF THE MILLING INDUSTRY; MALT; STARCHES; INSULIN; WHEAT GLUTEN						280.70			
8	12	OIL SEEDS OLEAGINOUS FRUITS; MISC. GRAINS, SEEDS & FRUITS; INDUSTRIAL OR MEDICINAL PLANTS; STRAW & FODDER	496.00	7995.00		22927.60	3940.70				
9	15	ANIMAL OR VEGETABLE FATS & OILS & THEIR CLEAVAGE PRODUCTS; ANIMAL VEGETABLE WAXES	1085.90				7135.50	157195.10			
10	17	SUGARS AND SUGAR CONFECTIONERY	86487.60			2134018.60	327274.90	523242.60			

Table III : State wise Inward, Outward and Internal Movements of Goods on ITCHS Chapter by Rail during 2022 - 23 (Quantity in Tonnes)

Sl. No.	Chapter Code	Chapter Desc	MADHYA PRADESH			MAHARASHTRA			MANIPUR		
			Outward	Inward	Internal	Outward	Inward	Internal	Outward	Inward	Internal
	1	2	48	49	50	51	52	53	54	55	56
11	19	PREPARATIONS OF CEREALS, FLOUR , STARCH OR MIILK; PASTRY COOK' PRODUCTS									
12	20	PREPARATIONS OF VEGETABLES, FRUITS, NUTS OR OTHER PARTS OF PLANTS									
13	21	MISCELLANEOUS EDIBLE PREPARATIONS									
14	22	BEVERAGES, SPIRITS AND VINEGAR		3438.60		39826.20					
15	23	RESIDUES AND WASTE FROM THE FOOD INDUSTRIES; PREPARED ANIMAL FODDER	931785.70			308254.50	66410.70	86195.40			

Table III : State wise Inward, Outward and Internal Movements of Goods on ITCHS Chapter by Rail during 2022 - 23 (Quantity in Tonnes)

Sl. No.	Chapter Code	Chapter Desc	MADHYA PRADESH			MAHARASHTRA			MANIPUR		
			Outward	Inward	Internal	Outward	Inward	Internal	Outward	Inward	Internal
	1	2	48	49	50	51	52	53	54	55	56
16	25	SALT; SULPHUR; EARTHS AND STONE; PLASTERING MATERIALS, LIME AND CEMENT	19467853.50	5608164.10	2685818.50	3504684.00	15184785.50	8061136.10	21952.60	120322.70	
17	26	ORES, SLAG AND ASH	3453655.20	208828.50	11861.40	3026880.00	1379287.70	769463.60			
18	27	MINERAL FUELS, MINERAL OILS & PRODUCTS; BITUMINOUS SUBSTANCES; MINERAL WAXES	28254080.40	38036203.10	14002057.50	16475087.40	52069476.30	32936452.90			
19	28	INORGANIC CHEMICALS; COMPOUNDS OF PRECIOUS METALS, OR RARE-EARTH METALS, OF RADIO-ACTIVE ELEMENTS OR OF ISOTOPES.	97531.20	511157.90		70651.80	29570.10				
20	29	ORGANIC CHEMICALS		2160.00							

Table III : State wise Inward, Outward and Internal Movements of Goods on ITCHS Chapter by Rail during 2022 - 23 (Quantity in Tonnes)

Sl. No.	Chapter Code	Chapter Desc	MADHYA PRADESH			MAHARASHTRA			MANIPUR		
			Outward	Inward	Internal	Outward	Inward	Internal	Outward	Inward	Internal
	1	2	48	49	50	51	52	53	54	55	56
21	31	FERTILIZERS	1536109.10	4637638.80	761364.20	1829896.00	4488923.70	1675237.70		29035.30	
22	32	DYEING, TANNING COLOURING MATTER	3946.00								
23	33	ESSENTIAL OILS RESINOIDS; COSMETIC AND OTHER SIMILAR PREPARATIONS	2867.60				2867.60				
24	34	SOAP & OTHER SIMILAR PREPARATIONS; POLISHES & CREAMS ; CANDLES AND THE LIKE, DENTAL WAXES & PREPARATIONS									
25	38	MISCELLANEOUS CHEMICAL PRODUCTS				13281.70					

Table III : State wise Inward, Outward and Internal Movements of Goods on ITCHS Chapter by Rail during 2022 - 23 (Quantity in Tonnes)

Sl. No.	Chapter Code	Chapter Desc	MADHYA PRADESH			MAHARASHTRA			MANIPUR		
			Outward	Inward	Internal	Outward	Inward	Internal	Outward	Inward	Internal
	1	2	48	49	50	51	52	53	54	55	56
26	39	PLASTICS AND ARTICLES THEREOF				1.00					
27	44	WOOD & ARTICLES OF WOODS ; WOOD CHARCOAL		126829.20			24446.40				
28	47	PULP OF WOOD OR OF OTHER MATERIALS; WASTE AND SCRAP OF PAPER OR PAPERBOARD									
29	48	PAPER AND PAPERBOARD; ARTICLES OF PAPER PULP, OF PAPER AND PAPERBOARD									
30	49	PRINTED BOOKS & OTHER PRODUCTS OF PRINTING INDUSTRY									
31	52	COTTON				2012.40					

Table III : State wise Inward, Outward and Internal Movements of Goods on ITCHS Chapter by Rail during 2022 - 23 (Quantity in Tonnes)

Sl. No.	Chapter Code	Chapter Desc	MADHYA PRADESH			MAHARASHTRA			MANIPUR		
			Outward	Inward	Internal	Outward	Inward	Internal	Outward	Inward	Internal
	1	2	48	49	50	51	52	53	54	55	56
32	54	MAN-MADE FILAMENTS				9.60					
33	63	OTHER MADE UP TEXTILE ARTICLES; SETS; WORN TEXTILE ARTICLES; RAGS		27434.80							
34	68	ARTICLES OF STONE, PLASTER, CEMENT, ASBESTOS, MICA OR SIMILAR MATERIALS	913244.30	503834.60	421095.50	1493064.70	211486.70	301384.70		5487.40	
35	69	CERAMIC PRODUCTS									
36	72	IRON & STEEL	1240.00	899619.30		1634736.20	6454313.80	2155773.20			
37	73	ARTICLES OF IRON & STEEL	59015.10	95420.20	242518.20	128837.40	215351.90	71954.50		2500.90	
38	76	ALUMINIUM & ARTICLES THEREOF									

Table III : State wise Inward, Outward and Internal Movements of Goods on ITCHS Chapter by Rail during 2022 - 23 (Quantity in Tonnes)

Sl. No.	Chapter Code	Chapter Desc	MADHYA PRADESH			MAHARASHTRA			MANIPUR		
			Outward	Inward	Internal	Outward	Inward	Internal	Outward	Inward	Internal
	1	2	48	49	50	51	52	53	54	55	56
39	84	NUCLEAR REACTORS, BOILERS, MACHINERY AND MECHANICAL APPLIANCES; PARTS THEREOF				303.00	56.00				
40	85	ELECTRICAL MACHINERY & EQUIPMENT & PARTS THEREOF; SOUND & TV RECORDERS & REPRODUCERS & PARTS THEREOF				84.00		60.00			
41	86	RAILWAY/TRAMWAY LOCOMOTIVES, TRUCKS ETC., EQUIPMENT AND PARTS THEREOF	1800292.40	1427120.20	133926.70	7489384.40	6968466.50	4572564.10		620.00	
42	87	ROAD VEHICLES AND PARTS	24191.40	48034.50		233410.20	86510.10				
43	99	MISCELLANEOUS GOODS									
Grand Total --->>			66988463.10	52154787.40	19967142.50	39662668.90	94223253.50	51390485.20	21952.60	268234.20	

Table III : State wise Inward, Outward and Internal Movements of Goods on ITCHS Chapter by Rail during 2022 - 23 (Quantity in Tonnes)

Sl. No.	Chapter Code	Chapter Desc	MIZORAM			NAGALAND			ODISHA		
			Outward	Inward	Internal	Outward	Inward	Internal	Outward	Inward	Internal
	1	2	57	58	59	60	61	62	63	64	65
1	04	DAIRY PRODUCE; BIRDS' EGGS; NATURAL HOENEY; EDIBLE PRODUCTS OF ANIMAL ORIGIN N.E.S.								960.00	
2	06	LIVE TREES & OTHER PLANTS; BULBS; ROOTS & THE LIKE; CUT FLOWERS & ORNAMENTAL FOLIAGE									
3	07	EDIBLE VEGETABLES AND CERTAIN ROOTS AND TUBERS					31946.30				
4	08	EDIBLE FRUIT & NUTS; PEEL OF CITRUS FRUIT OR MELONS					292.50				
5	09	COFFEE, TEA, MATE & SPICES					120.00				
6	10	CEREALS		117180.20			418017.70		1284351.60	486185.90	270221.60

Table III : State wise Inward, Outward and Internal Movements of Goods on ITCHS Chapter by Rail during 2022 - 23 (Quantity in Tonnes)

Sl. No.	Chapter Code	Chapter Desc	MIZORAM			NAGALAND			ODISHA		
			Outward	Inward	Internal	Outward	Inward	Internal	Outward	Inward	Internal
	1	2	57	58	59	60	61	62	63	64	65
7	11	PRODUCTS OF THE MILLING INDUSTRY; MALT; STARCHES; INSULIN; WHEAT GLUTEN					690.00				
8	12	OIL SEEDS OLEAGINOUS FRUITS; MISC. GRAINS, SEEDS & FRUITS; INDUSTRIAL OR MEDICINAL PLANTS; STRAW & FODDER					180.60				
9	15	ANIMAL OR VEGETABLE FATS & OILS & THEIR CLEAVAGE PRODUCTS; ANIMAL VEGETABLE WAXES					13674.60			4460.40	
10	17	SUGARS AND SUGAR CONFECTIONERY					19983.10			90323.50	

Table III : State wise Inward, Outward and Internal Movements of Goods on ITCHS Chapter by Rail during 2022 - 23 (Quantity in Tonnes)

Sl. No.	Chapter Code	Chapter Desc	MIZORAM			NAGALAND			ODISHA		
			Outward	Inward	Internal	Outward	Inward	Internal	Outward	Inward	Internal
	1	2	57	58	59	60	61	62	63	64	65
11	19	PREPARATIONS OF CEREALS, FLOUR , STARCH OR MIILK; PASTRY COOK' PRODUCTS					500.00				
12	20	PREPARATIONS OF VEGETABLES, FRUITS, NUTS OR OTHER PARTS OF PLANTS									
13	21	MISCELLANEOUS EDIBLE PREPARATIONS					200.00				
14	22	BEVERAGES, SPIRITS AND VINEGAR								2343.80	
15	23	RESIDUES AND WASTE FROM THE FOOD INDUSTRIES; PREPARED ANIMAL FODDER					522.20			2136.00	

Table III : State wise Inward, Outward and Internal Movements of Goods on ITCHS Chapter by Rail during 2022 - 23 (Quantity in Tonnes)

Sl. No.	Chapter Code	Chapter Desc	MIZORAM			NAGALAND			ODISHA		
			Outward	Inward	Internal	Outward	Inward	Internal	Outward	Inward	Internal
	1	2	57	58	59	60	61	62	63	64	65
16	25	SALT; SULPHUR; EARTHS AND STONE; PLASTERING MATERIALS, LIME AND CEMENT	3224.00	25778.40		75562.30	68413.10		10520693.90	10171469.80	8627005.90
17	26	ORES, SLAG AND ASH							44863490.30	6979333.60	38594152.00
18	27	MINERAL FUELS, MINERAL OILS & PRODUCTS; BITUMINOUS SUBSTANCES; MINERAL WAXES				83820.20	98997.70		94973278.90	14687533.80	83769126.90
19	28	INORGANIC CHEMICALS; COMPOUNDS OF PRECIOUS METALS, OR RARE-EARTH METALS, OF RADIO-ACTIVE ELEMENTS OR OF ISOTOPES.							1657618.30	1584611.00	3707415.00
20	29	ORGANIC CHEMICALS									

Table III : State wise Inward, Outward and Internal Movements of Goods on ITCHS Chapter by Rail during 2022 - 23 (Quantity in Tonnes)

Sl. No.	Chapter Code	Chapter Desc	MIZORAM			NAGALAND			ODISHA		
			Outward	Inward	Internal	Outward	Inward	Internal	Outward	Inward	Internal
	1	2	57	58	59	60	61	62	63	64	65
21	31	FERTILIZERS		11790.30					3933610.10	809485.00	255577.80
22	32	DYEING, TANNING COLOURING MATTER									
23	33	ESSENTIAL OILS RESINOIDS; COSMETIC AND OTHER SIMILAR PREPARATIONS									
24	34	SOAP & OTHER SIMILAR PREPARATIONS; POLISHES & CREAMS ; CANDLES AND THE LIKE, DENTAL WAXES & PREPARATIONS								2393.10	
25	38	MISCELLANEOUS CHEMICAL PRODUCTS								210.00	

Table III : State wise Inward, Outward and Internal Movements of Goods on ITCHS Chapter by Rail during 2022 - 23 (Quantity in Tonnes)

Sl. No.	Chapter Code	Chapter Desc	MIZORAM			NAGALAND			ODISHA		
			Outward	Inward	Internal	Outward	Inward	Internal	Outward	Inward	Internal
	1	2	57	58	59	60	61	62	63	64	65
26	39	PLASTICS AND ARTICLES THEREOF					50.00			3068.00	
27	44	WOOD & ARTICLES OF WOODS ; WOOD CHARCOAL	19529.50			7787.70			70626.70	8070.60	
28	47	PULP OF WOOD OR OF OTHER MATERIALS; WASTE AND SCRAP OF PAPER OR PAPERBOARD				60.00					
29	48	PAPER AND PAPERBOARD; ARTICLES OF PAPER PULP, OF PAPER AND PAPERBOARD					60.00			869.50	
30	49	PRINTED BOOKS & OTHER PRODUCTS OF PRINTING INDUSTRY									
31	52	COTTON					8548.90				

Table III : State wise Inward, Outward and Internal Movements of Goods on ITCHS Chapter by Rail during 2022 - 23 (Quantity in Tonnes)

Sl. No.	Chapter Code	Chapter Desc	MIZORAM			NAGALAND			ODISHA		
			Outward	Inward	Internal	Outward	Inward	Internal	Outward	Inward	Internal
	1	2	57	58	59	60	61	62	63	64	65
32	54	MAN-MADE FILAMENTS									
33	63	OTHER MADE UP TEXTILE ARTICLES; SETS; WORN TEXTILE ARTICLES; RAGS									
34	68	ARTICLES OF STONE, PLASTER, CEMENT, ASBESTOS, MICA OR SIMILAR MATERIALS		15494.10		21396.90	1904.00		770663.20	123136.10	810940.70
35	69	CERAMIC PRODUCTS									
36	72	IRON & STEEL							11453576.90	1012800.20	2436008.50
37	73	ARTICLES OF IRON & STEEL		10871.60		939.60	7714.30		51371.80	148831.10	12390.10
38	76	ALUMINIUM & ARTICLES THEREOF							145728.90		

Table III : State wise Inward, Outward and Internal Movements of Goods on ITCHS Chapter by Rail during 2022 - 23 (Quantity in Tonnes)

Sl. No.	Chapter Code	Chapter Desc	MIZORAM			NAGALAND			ODISHA		
			Outward	Inward	Internal	Outward	Inward	Internal	Outward	Inward	Internal
	1	2	57	58	59	60	61	62	63	64	65
39	84	NUCLEAR REACTORS, BOILERS, MACHINERY AND MECHANICAL APPLIANCES; PARTS THEREOF									
40	85	ELECTRICAL MACHINERY & EQUIPMENT & PARTS THEREOF; SOUND & TV RECORDERS & REPRODUCERS & PARTS THEREOF					54.00				
41	86	RAILWAY/TRAMWAY LOCOMOTIVES, TRUCKS ETC., EQUIPMENT AND PARTS THEREOF		30.00		620.00			2874590.30	1231647.00	286029.90
42	87	ROAD VEHICLES AND PARTS							671.40	7200.40	
43	99	MISCELLANEOUS GOODS					5261.60		4256.80		38.00
Grand Total --->>			22753.50	181144.60		190186.70	677130.60		172604529.10	37357068.80	138768906.40

Table III : State wise Inward, Outward and Internal Movements of Goods on ITCHS Chapter by Rail during 2022 - 23 (Quantity in Tonnes)

Sl. No.	Chapter Code	Chapter Desc	PUDUCHERRY			PUNJAB			RAJASTHAN		
			Outward	Inward	Internal	Outward	Inward	Internal	Outward	Inward	Internal
	1	2	66	67	68	69	70	71	72	73	74
1	04	DAIRY PRODUCE; BIRDS' EGGS; NATURAL HOENEY; EDIBLE PRODUCTS OF ANIMAL ORIGIN N.E.S.									
2	06	LIVE TREES & OTHER PLANTS; BULBS; ROOTS & THE LIKE; CUT FLOWERS & ORNAMENTAL FOLIAGE									
3	07	EDIBLE VEGETABLES AND CERTAIN ROOTS AND TUBERS				37300.50	11616.30		9350.00		
4	08	EDIBLE FRUIT & NUTS; PEEL OF CITRUS FRUIT OR MELONS				800.00					
5	09	COFFEE, TEA, MATE & SPICES							428.00		
6	10	CEREALS				25102578.30	226536.50	50969.00	1341487.30	2541243.70	

Table III : State wise Inward, Outward and Internal Movements of Goods on ITCHS Chapter by Rail during 2022 - 23 (Quantity in Tonnes)

Sl. No.	Chapter Code	Chapter Desc	PUDUCHERRY			PUNJAB			RAJASTHAN		
			Outward	Inward	Internal	Outward	Inward	Internal	Outward	Inward	Internal
	1	2	66	67	68	69	70	71	72	73	74
7	11	PRODUCTS OF THE MILLING INDUSTRY; MALT; STARCHES; INSULIN; WHEAT GLUTEN							60.60		
8	12	OIL SEEDS OLEAGINOUS FRUITS; MISC. GRAINS, SEEDS & FRUITS; INDUSTRIAL OR MEDICINAL PLANTS; STRAW & FODDER							18317.50		
9	15	ANIMAL OR VEGETABLE FATS & OILS & THEIR CLEAVAGE PRODUCTS; ANIMAL VEGETABLE WAXES				51.00	56484.40		173864.90	9185.90	
10	17	SUGARS AND SUGAR CONFECTIONERY				20205.70					

Table III : State wise Inward, Outward and Internal Movements of Goods on ITCHS Chapter by Rail during 2022 - 23 (Quantity in Tonnes)

Sl. No.	Chapter Code	Chapter Desc	PUDUCHERRY			PUNJAB			RAJASTHAN		
			Outward	Inward	Internal	Outward	Inward	Internal	Outward	Inward	Internal
	1	2	66	67	68	69	70	71	72	73	74
11	19	PREPARATIONS OF CEREALS, FLOUR , STARCH OR MIILK; PASTRY COOK' PRODUCTS				64.00					
12	20	PREPARATIONS OF VEGETABLES, FRUITS, NUTS OR OTHER PARTS OF PLANTS									
13	21	MISCELLANEOUS EDIBLE PREPARATIONS				1240.30			800.50		
14	22	BEVERAGES, SPIRITS AND VINEGAR									519108.00
15	23	RESIDUES AND WASTE FROM THE FOOD INDUSTRIES; PREPARED ANIMAL FODDER				25874.00	4860.50		177594.80		

Table III : State wise Inward, Outward and Internal Movements of Goods on ITCHS Chapter by Rail during 2022 - 23 (Quantity in Tonnes)

Sl. No.	Chapter Code	Chapter Desc	PUDUCHERRY			PUNJAB			RAJASTHAN		
			Outward	Inward	Internal	Outward	Inward	Internal	Outward	Inward	Internal
	1	2	66	67	68	69	70	71	72	73	74
16	25	SALT; SULPHUR; EARTHS AND STONE; PLASTERING MATERIALS, LIME AND CEMENT				1807922.60	3225284.30	213232.10	31034143.20	1411692.40	2769106.20
17	26	ORES, SLAG AND ASH	201943.00			3973.80	62087.90			47575.00	
18	27	MINERAL FUELS, MINERAL OILS & PRODUCTS; BITUMINOUS SUBSTANCES; MINERAL WAXES	7005854.10			737864.80	23648575.30	72283.90		38414685.60	3802.70
19	28	INORGANIC CHEMICALS; COMPOUNDS OF PRECIOUS METALS, OR RARE-EARTH METALS, OF RADIO-ACTIVE ELEMENTS OR OF ISOTOPES.					1133.70		3498.60	3110.00	
20	29	ORGANIC CHEMICALS									

Table III : State wise Inward, Outward and Internal Movements of Goods on ITCHS Chapter by Rail during 2022 - 23 (Quantity in Tonnes)

Sl. No.	Chapter Code	Chapter Desc	PUDUCHERRY			PUNJAB			RAJASTHAN		
			Outward	Inward	Internal	Outward	Inward	Internal	Outward	Inward	Internal
	1	2	66	67	68	69	70	71	72	73	74
21	31	FERTILIZERS	99064.90			238884.50	3271044.70	681000.40	3095461.90	2420741.60	543428.10
22	32	DYEING, TANNING COLOURING MATTER							46010.00		
23	33	ESSENTIAL OILS RESINOIDS; COSMETIC AND OTHER SIMILAR PREPARATIONS									
24	34	SOAP & OTHER SIMILAR PREPARATIONS; POLISHES & CREAMS ; CANDLES AND THE LIKE, DENTAL WAXES & PREPARATIONS							1001.30		
25	38	MISCELLANEOUS CHEMICAL PRODUCTS									

Table III : State wise Inward, Outward and Internal Movements of Goods on ITCHS Chapter by Rail during 2022 - 23 (Quantity in Tonnes)

Sl. No.	Chapter Code	Chapter Desc	PUDUCHERRY			PUNJAB			RAJASTHAN		
			Outward	Inward	Internal	Outward	Inward	Internal	Outward	Inward	Internal
	1	2	66	67	68	69	70	71	72	73	74
26	39	PLASTICS AND ARTICLES THEREOF									
27	44	WOOD & ARTICLES OF WOODS ; WOOD CHARCOAL					109599.40		5579.00	523.20	
28	47	PULP OF WOOD OR OF OTHER MATERIALS; WASTE AND SCRAP OF PAPER OR PAPERBOARD							39.90		
29	48	PAPER AND PAPERBOARD; ARTICLES OF PAPER PULP, OF PAPER AND PAPERBOARD				2212.10			817.00		
30	49	PRINTED BOOKS & OTHER PRODUCTS OF PRINTING INDUSTRY									
31	52	COTTON				64.00			351.00		

Table III : State wise Inward, Outward and Internal Movements of Goods on ITCHS Chapter by Rail during 2022 - 23 (Quantity in Tonnes)

Sl. No.	Chapter Code	Chapter Desc	PUDUCHERRY			PUNJAB			RAJASTHAN		
			Outward	Inward	Internal	Outward	Inward	Internal	Outward	Inward	Internal
	1	2	66	67	68	69	70	71	72	73	74
32	54	MAN-MADE FILAMENTS									
33	63	OTHER MADE UP TEXTILE ARTICLES; SETS; WORN TEXTILE ARTICLES; RAGS					16384.10				
34	68	ARTICLES OF STONE, PLASTER, CEMENT, ASBESTOS, MICA OR SIMILAR MATERIALS				485710.20	95465.30	49556.70	3518.90	1387524.60	7555.10
35	69	CERAMIC PRODUCTS							239.20		
36	72	IRON & STEEL		29721.10			2341983.00			682522.80	
37	73	ARTICLES OF IRON & STEEL				2610.10	67884.30	8636.90	5642.30	140565.70	8116.70
38	76	ALUMINIUM & ARTICLES THEREOF								8577.70	

Table III : State wise Inward, Outward and Internal Movements of Goods on ITCHS Chapter by Rail during 2022 - 23 (Quantity in Tonnes)

Sl. No.	Chapter Code	Chapter Desc	PUDUCHERRY			PUNJAB			RAJASTHAN		
			Outward	Inward	Internal	Outward	Inward	Internal	Outward	Inward	Internal
	1	2	66	67	68	69	70	71	72	73	74
39	84	NUCLEAR REACTORS, BOILERS, MACHINERY AND MECHANICAL APPLIANCES; PARTS THEREOF				1048.40			4635.00		1233.80
40	85	ELECTRICAL MACHINERY & EQUIPMENT & PARTS THEREOF; SOUND & TV RECORDERS & REPRODUCERS & PARTS THEREOF									
41	86	RAILWAY/TRAMWAY LOCOMOTIVES, TRUCKS ETC., EQUIPMENT AND PARTS THEREOF				3027507.00	4520397.20	20106.00	10349986.10	7720376.00	754510.30
42	87	ROAD VEHICLES AND PARTS				256131.10	82332.60		2135.60	44022.90	
43	99	MISCELLANEOUS GOODS							223263.30		
Grand Total --->>			7306862.00	29721.10		31752042.40	37741669.50	1095785.00	46498225.90	54832347.10	4606860.90

Table III : State wise Inward, Outward and Internal Movements of Goods on ITCHS Chapter by Rail during 2022 - 23 (Quantity in Tonnes)

Sl. No.	Chapter Code	Chapter Desc	TAMIL NADU			TELANGANA			TRIPURA		
			Outward	Inward	Internal	Outward	Inward	Internal	Outward	Inward	Internal
	1	2	75	76	77	78	79	80	81	82	83
1	04	DAIRY PRODUCE; BIRDS' EGGS; NATURAL HOENEY; EDIBLE PRODUCTS OF ANIMAL ORIGIN N.E.S.									
2	06	LIVE TREES & OTHER PLANTS; BULBS; ROOTS & THE LIKE; CUT FLOWERS & ORNAMENTAL FOLIAGE									
3	07	EDIBLE VEGETABLES AND CERTAIN ROOTS AND TUBERS		30308.40						35500.50	
4	08	EDIBLE FRUIT & NUTS; PEEL OF CITRUS FRUIT OR MELONS									
5	09	COFFEE, TEA, MATE & SPICES								428.00	
6	10	CEREALS	3944.00	3692430.40	2586872.10	4993628.50	437910.60	74068.00		464060.80	

Table III : State wise Inward, Outward and Internal Movements of Goods on ITCHS Chapter by Rail during 2022 - 23 (Quantity in Tonnes)

Sl. No.	Chapter Code	Chapter Desc	TAMIL NADU			TELANGANA			TRIPURA		
			Outward	Inward	Internal	Outward	Inward	Internal	Outward	Inward	Internal
	1	2	75	76	77	78	79	80	81	82	83
7	11	PRODUCTS OF THE MILLING INDUSTRY; MALT; STARCHES; INSULIN; WHEAT GLUTEN								1416.60	
8	12	OIL SEEDS OLEAGINOUS FRUITS; MISC. GRAINS, SEEDS & FRUITS; INDUSTRIAL OR MEDICINAL PLANTS; STRAW & FODDER	7995.00	18503.60						5883.10	
9	15	ANIMAL OR VEGETABLE FATS & OILS & THEIR CLEAVAGE PRODUCTS; ANIMAL VEGETABLE WAXES	1118.70	2748.00						19199.20	
10	17	SUGARS AND SUGAR CONFECTIONERY	30187.80	5283.00		31670.00				37830.40	

Table III : State wise Inward, Outward and Internal Movements of Goods on ITCHS Chapter by Rail during 2022 - 23 (Quantity in Tonnes)

Sl. No.	Chapter Code	Chapter Desc	TAMIL NADU			TELANGANA			TRIPURA		
			Outward	Inward	Internal	Outward	Inward	Internal	Outward	Inward	Internal
	1	2	75	76	77	78	79	80	81	82	83
11	19	PREPARATIONS OF CEREALS, FLOUR , STARCH OR MIILK; PASTRY COOK' PRODUCTS			2512.40					145.00	
12	20	PREPARATIONS OF VEGETABLES, FRUITS, NUTS OR OTHER PARTS OF PLANTS									
13	21	MISCELLANEOUS EDIBLE PREPARATIONS					192.00	192.00		2028.00	
14	22	BEVERAGES, SPIRITS AND VINEGAR		8748.40							
15	23	RESIDUES AND WASTE FROM THE FOOD INDUSTRIES; PREPARED ANIMAL FODDER		518258.30		2539.00	2538.60			8564.00	

Table III : State wise Inward, Outward and Internal Movements of Goods on ITCHS Chapter by Rail during 2022 - 23 (Quantity in Tonnes)

Sl. No.	Chapter Code	Chapter Desc	TAMIL NADU			TELANGANA			TRIPURA		
			Outward	Inward	Internal	Outward	Inward	Internal	Outward	Inward	Internal
	1	2	75	76	77	78	79	80	81	82	83
16	25	SALT; SULPHUR; EARTHS AND STONE; PLASTERING MATERIALS, LIME AND CEMENT	1811466.90	4907065.40	1950635.60	6107845.40	1322037.40	78209.50	3917.00	1332379.70	21076.40
17	26	ORES, SLAG AND ASH		1836257.80			117426.80				
18	27	MINERAL FUELS, MINERAL OILS & PRODUCTS; BITUMINOUS SUBSTANCES; MINERAL WAXES	6652929.00	10534418.10	3433104.90	27640717.20	3020071.90	17882116.50		120505.80	
19	28	INORGANIC CHEMICALS; COMPOUNDS OF PRECIOUS METALS, OR RARE-EARTH METALS, OF RADIO-ACTIVE ELEMENTS OR OF ISOTOPES.	49181.50	51464.00	5188.00		4702.00				
20	29	ORGANIC CHEMICALS			112047.40						

Table III : State wise Inward, Outward and Internal Movements of Goods on ITCHS Chapter by Rail during 2022 - 23 (Quantity in Tonnes)

Sl. No.	Chapter Code	Chapter Desc	TAMIL NADU			TELANGANA			TRIPURA		
			Outward	Inward	Internal	Outward	Inward	Internal	Outward	Inward	Internal
	1	2	75	76	77	78	79	80	81	82	83
21	31	FERTILIZERS	1305676.30	1111774.20	736783.20	414866.60	3001748.40	330631.60		50144.50	
22	32	DYEING, TANNING COLOURING MATTER					64.00			47.60	
23	33	ESSENTIAL OILS RESINOIDS; COSMETIC AND OTHER SIMILAR PREPARATIONS									
24	34	SOAP & OTHER SIMILAR PREPARATIONS; POLISHES & CREAMS ; CANDLES AND THE LIKE, DENTAL WAXES & PREPARATIONS								534.00	
25	38	MISCELLANEOUS CHEMICAL PRODUCTS		2666.80							

Table III : State wise Inward, Outward and Internal Movements of Goods on ITCHS Chapter by Rail during 2022 - 23 (Quantity in Tonnes)

Sl. No.	Chapter Code	Chapter Desc	TAMIL NADU			TELANGANA			TRIPURA		
			Outward	Inward	Internal	Outward	Inward	Internal	Outward	Inward	Internal
	1	2	75	76	77	78	79	80	81	82	83
26	39	PLASTICS AND ARTICLES THEREOF									
27	44	WOOD & ARTICLES OF WOODS ; WOOD CHARCOAL	72315.20	1341.90						58.00	
28	47	PULP OF WOOD OR OF OTHER MATERIALS; WASTE AND SCRAP OF PAPER OR PAPERBOARD									
29	48	PAPER AND PAPERBOARD; ARTICLES OF PAPER PULP, OF PAPER AND PAPERBOARD									
30	49	PRINTED BOOKS & OTHER PRODUCTS OF PRINTING INDUSTRY									
31	52	COTTON									

Table III : State wise Inward, Outward and Internal Movements of Goods on ITCHS Chapter by Rail during 2022 - 23 (Quantity in Tonnes)

Sl. No.	Chapter Code	Chapter Desc	TAMIL NADU			TELANGANA			TRIPURA		
			Outward	Inward	Internal	Outward	Inward	Internal	Outward	Inward	Internal
	1	2	75	76	77	78	79	80	81	82	83
32	54	MAN-MADE FILAMENTS									
33	63	OTHER MADE UP TEXTILE ARTICLES; SETS; WORN TEXTILE ARTICLES; RAGS		14636.80	1249.10						
34	68	ARTICLES OF STONE, PLASTER, CEMENT, ASBESTOS, MICA OR SIMILAR MATERIALS	1116.00	121224.30	27980.80	370667.80	4639.40	10103.30		570562.40	9385.90
35	69	CERAMIC PRODUCTS									
36	72	IRON & STEEL	45935.60	3697209.30	240194.30		1859594.80				
37	73	ARTICLES OF IRON & STEEL	13302.90	190336.70	18597.10	2373.80	139315.80	4078.50		3531.20	
38	76	ALUMINIUM & ARTICLES THEREOF									

Table III : State wise Inward, Outward and Internal Movements of Goods on ITCHS Chapter by Rail during 2022 - 23 (Quantity in Tonnes)

Sl. No.	Chapter Code	Chapter Desc	TAMIL NADU			TELANGANA			TRIPURA		
			Outward	Inward	Internal	Outward	Inward	Internal	Outward	Inward	Internal
	1	2	75	76	77	78	79	80	81	82	83
39	84	NUCLEAR REACTORS, BOILERS, MACHINERY AND MECHANICAL APPLIANCES; PARTS THEREOF	1501.50		2441.70		11673.00				
40	85	ELECTRICAL MACHINERY & EQUIPMENT & PARTS THEREOF; SOUND & TV RECORDERS & REPRODUCERS & PARTS THEREOF									
41	86	RAILWAY/TRAMWAY LOCOMOTIVES, TRUCKS ETC., EQUIPMENT AND PARTS THEREOF	1168495.10	1632281.70	30144.40	988199.40	1354588.10	2488.90	5106.60	62605.20	
42	87	ROAD VEHICLES AND PARTS	229509.60	79481.50		3693.60	61262.10			2080.00	
43	99	MISCELLANEOUS GOODS									
Grand Total --->>			11394675.10	28456438.60	9147751.00	40556201.30	11337764.90	18381888.30	9023.60	2717504.00	30462.30

Table III : State wise Inward, Outward and Internal Movements of Goods on ITCHS Chapter by Rail during 2022 - 23 (Quantity in Tonnes)

Sl. No.	Chapter Code	Chapter Desc	UTTAR PRADESH			UTTARAKHAND			WEST BENGAL		
			Outward	Inward	Internal	Outward	Inward	Internal	Outward	Inward	Internal
	1	2	84	85	86	87	88	89	90	91	92
1	04	DAIRY PRODUCE; BIRDS' EGGS; NATURAL HOENEY; EDIBLE PRODUCTS OF ANIMAL ORIGIN N.E.S.								26810.20	
2	06	LIVE TREES & OTHER PLANTS; BULBS; ROOTS & THE LIKE; CUT FLOWERS & ORNAMENTAL FOLIAGE		284.00						645.00	
3	07	EDIBLE VEGETABLES AND CERTAIN ROOTS AND TUBERS	82323.40	30818.60	840.00				43998.30	150822.80	
4	08	EDIBLE FRUIT & NUTS; PEEL OF CITRUS FRUIT OR MELONS									
5	09	COFFEE, TEA, MATE & SPICES									
6	10	CEREALS	1887296.70	10092153.90	123738.60	240491.70	483151.50		106380.80	5584583.00	91355.40

Table III : State wise Inward, Outward and Internal Movements of Goods on ITCHS Chapter by Rail during 2022 - 23 (Quantity in Tonnes)

Sl. No.	Chapter Code	Chapter Desc	UTTAR PRADESH			UTTARAKHAND			WEST BENGAL		
			Outward	Inward	Internal	Outward	Inward	Internal	Outward	Inward	Internal
	1	2	84	85	86	87	88	89	90	91	92
7	11	PRODUCTS OF THE MILLING INDUSTRY; MALT; STARCHES; INSULIN; WHEAT GLUTEN	3298.30								
8	12	OIL SEEDS OLEAGINOUS FRUITS; MISC. GRAINS, SEEDS & FRUITS; INDUSTRIAL OR MEDICINAL PLANTS; STRAW & FODDER	3193.30			1294.70				2704.40	
9	15	ANIMAL OR VEGETABLE FATS & OILS & THEIR CLEAVAGE PRODUCTS; ANIMAL VEGETABLE WAXES	22187.70	576521.90			17225.70		259843.50	40472.30	2095.80
10	17	SUGARS AND SUGAR CONFECTIONERY	1329976.30	1318.80		53146.10	13638.40			1438022.60	2662.80

Table III : State wise Inward, Outward and Internal Movements of Goods on ITCHS Chapter by Rail during 2022 - 23 (Quantity in Tonnes)

Sl. No.	Chapter Code	Chapter Desc	UTTAR PRADESH			UTTARAKHAND			WEST BENGAL		
			Outward	Inward	Internal	Outward	Inward	Internal	Outward	Inward	Internal
	1	2	84	85	86	87	88	89	90	91	92
11	19	PREPARATIONS OF CEREALS, FLOUR , STARCH OR MIILK; PASTRY COOK' PRODUCTS	930.00						12.80	15.20	
12	20	PREPARATIONS OF VEGETABLES, FRUITS, NUTS OR OTHER PARTS OF PLANTS								75.50	
13	21	MISCELLANEOUS EDIBLE PREPARATIONS	1265.00							1910.00	
14	22	BEVERAGES, SPIRITS AND VINEGAR	18610.60							24796.40	
15	23	RESIDUES AND WASTE FROM THE FOOD INDUSTRIES; PREPARED ANIMAL FODDER	136662.00			2500.10				395297.70	960.00

Table III : State wise Inward, Outward and Internal Movements of Goods on ITCHS Chapter by Rail during 2022 - 23 (Quantity in Tonnes)

Sl. No.	Chapter Code	Chapter Desc	UTTAR PRADESH			UTTARAKHAND			WEST BENGAL		
			Outward	Inward	Internal	Outward	Inward	Internal	Outward	Inward	Internal
	1	2	84	85	86	87	88	89	90	91	92
16	25	SALT; SULPHUR; EARTHS AND STONE; PLASTERING MATERIALS, LIME AND CEMENT	2734307.60	27161448.50	6520471.80	298520.60	1047012.30	65349.70	8805349.60	20502440.10	6958840.60
17	26	ORES, SLAG AND ASH	42182.80	2235720.10					2858755.90	26661462.70	1138662.70
18	27	MINERAL FUELS, MINERAL OILS & PRODUCTS; BITUMINOUS SUBSTANCES; MINERAL WAXES	20822880.60	55419420.70	22913448.70		964421.10		23527412.90	50376814.70	25871050.20
19	28	INORGANIC CHEMICALS; COMPOUNDS OF PRECIOUS METALS, OR RARE-EARTH METALS, OF RADIO-ACTIVE ELEMENTS OR OF ISOTOPES.	13723.40	330260.80						26209.30	
20	29	ORGANIC CHEMICALS									

Table III : State wise Inward, Outward and Internal Movements of Goods on ITCHS Chapter by Rail during 2022 - 23 (Quantity in Tonnes)

Sl. No.	Chapter Code	Chapter Desc	UTTAR PRADESH			UTTARAKHAND			WEST BENGAL		
			Outward	Inward	Internal	Outward	Inward	Internal	Outward	Inward	Internal
	1	2	84	85	86	87	88	89	90	91	92
21	31	FERTILIZERS	4064412.00	6281120.50	3556076.80		262789.10		1148260.90	2520996.70	654455.40
22	32	DYEING, TANNING COLOURING MATTER		192.00						10594.50	
23	33	ESSENTIAL OILS RESINOIDS; COSMETIC AND OTHER SIMILAR PREPARATIONS									
24	34	SOAP & OTHER SIMILAR PREPARATIONS; POLISHES & CREAMS ; CANDLES AND THE LIKE, DENTAL WAXES & PREPARATIONS	3069.60							333.50	
25	38	MISCELLANEOUS CHEMICAL PRODUCTS								397.10	

Table III : State wise Inward, Outward and Internal Movements of Goods on ITCHS Chapter by Rail during 2022 - 23 (Quantity in Tonnes)

Sl. No.	Chapter Code	Chapter Desc	UTTAR PRADESH			UTTARAKHAND			WEST BENGAL		
			Outward	Inward	Internal	Outward	Inward	Internal	Outward	Inward	Internal
	1	2	84	85	86	87	88	89	90	91	92
26	39	PLASTICS AND ARTICLES THEREOF							3068.00	78.70	
27	44	WOOD & ARTICLES OF WOODS ; WOOD CHARCOAL	74974.00		1470.00		30018.30		1561.00	127154.10	
28	47	PULP OF WOOD OR OF OTHER MATERIALS; WASTE AND SCRAP OF PAPER OR PAPERBOARD								1238.40	
29	48	PAPER AND PAPERBOARD; ARTICLES OF PAPER PULP, OF PAPER AND PAPERBOARD								10339.70	
30	49	PRINTED BOOKS & OTHER PRODUCTS OF PRINTING INDUSTRY	150.00								
31	52	COTTON								5121.90	

Table III : State wise Inward, Outward and Internal Movements of Goods on ITCHS Chapter by Rail during 2022 - 23 (Quantity in Tonnes)

Sl. No.	Chapter Code	Chapter Desc	UTTAR PRADESH			UTTARAKHAND			WEST BENGAL		
			Outward	Inward	Internal	Outward	Inward	Internal	Outward	Inward	Internal
	1	2	84	85	86	87	88	89	90	91	92
32	54	MAN-MADE FILAMENTS									
33	63	OTHER MADE UP TEXTILE ARTICLES; SETS; WORN TEXTILE ARTICLES; RAGS		72982.80					298592.80		
34	68	ARTICLES OF STONE, PLASTER, CEMENT, ASBESTOS, MICA OR SIMILAR MATERIALS	1504846.40	645628.60	393507.40	68483.20	2398.00	696.00	2138753.30	847592.00	302950.20
35	69	CERAMIC PRODUCTS									
36	72	IRON & STEEL	421.00	4931353.10	2748.90		16294.10		2736919.70	3016421.90	488284.50
37	73	ARTICLES OF IRON & STEEL	26950.00	419102.80	152357.00	787.40	4115.50	780.00	675052.80	168390.30	222383.20
38	76	ALUMINIUM & ARTICLES THEREOF								29178.80	

Table III : State wise Inward, Outward and Internal Movements of Goods on ITCHS Chapter by Rail during 2022 - 23 (Quantity in Tonnes)

Sl. No.	Chapter Code	Chapter Desc	UTTAR PRADESH			UTTARAKHAND			WEST BENGAL		
			Outward	Inward	Internal	Outward	Inward	Internal	Outward	Inward	Internal
	1	2	84	85	86	87	88	89	90	91	92
39	84	NUCLEAR REACTORS, BOILERS, MACHINERY AND MECHANICAL APPLIANCES; PARTS THEREOF	255.00							149.50	
40	85	ELECTRICAL MACHINERY & EQUIPMENT & PARTS THEREOF; SOUND & TV RECORDERS & REPRODUCERS & PARTS THEREOF									
41	86	RAILWAY/TRAMWAY LOCOMOTIVES, TRUCKS ETC., EQUIPMENT AND PARTS THEREOF	3218979.60	4327485.40	140430.50	390795.40	719246.50		1655581.80	3392755.10	76373.60
42	87	ROAD VEHICLES AND PARTS	3894.30	101675.40	25.00	60550.10			150.00	36669.90	
43	99	MISCELLANEOUS GOODS								23956.50	
	Grand Total --->>		35996789.60	112627487.90	33805114.70	1116569.30	3560310.50	66825.70	44259694.10	115424450.50	35810074.40

Table III : State wise Inward, Outward and Internal Movements of Goods on ITCHS Chapter by Rail during 2022 - 23 (Quantity in Tonnes)

Sl. No.	Chapter Code	Chapter Desc	Grand Total		
			Outward	Inward	Internal
	1	2	93	94	95
1	04	DAIRY PRODUCE; BIRDS' EGGS; NATURAL HOENEY; EDIBLE PRODUCTS OF ANIMAL ORIGIN N.E.S.	83843.30	83843.30	
2	06	LIVE TREES & OTHER PLANTS; BULBS; ROOTS & THE LIKE; CUT FLOWERS & ORNAMENTAL FOLIAGE	2184.00	2184.00	
3	07	EDIBLE VEGETABLES AND CERTAIN ROOTS AND TUBERS	1107876.60	1107876.60	1110.00
4	08	EDIBLE FRUIT & NUTS; PEEL OF CITRUS FRUIT OR MELONS	51343.30	51343.30	
5	09	COFFEE, TEA, MATE & SPICES	3709.30	3709.30	
6	10	CEREALS	61907121.90	61907121.90	7002106.60

Table III : State wise Inward, Outward and Internal Movements of Goods on ITCHS Chapter by Rail during 2022 - 23 (Quantity in Tonnes)

Sl. No.	Chapter Code	Chapter Desc	Grand Total		
			Outward	Inward	Internal
	1	2	93	94	95
7	11	PRODUCTS OF THE MILLING INDUSTRY; MALT; STARCHES; INSULIN; WHEAT GLUTEN	6317.60	6317.60	280.70
8	12	OIL SEEDS OLEAGINOUS FRUITS; MISC. GRAINS, SEEDS & FRUITS; INDUSTRIAL OR MEDICINAL PLANTS; STRAW & FODDER	54567.70	54567.70	
9	15	ANIMAL OR VEGETABLE FATS & OILS & THEIR CLEAVAGE PRODUCTS; ANIMAL VEGETABLE WAXES	1431157.30	1431157.30	159290.90
10	17	SUGARS AND SUGAR CONFECTIONERY	5339949.90	5339949.90	557783.20

Table III : State wise Inward, Outward and Internal Movements of Goods on ITCHS Chapter by Rail during 2022 - 23 (Quantity in Tonnes)

Sl. No.	Chapter Code	Chapter Desc	Grand Total		
			Outward	Inward	Internal
	1	2	93	94	95
11	19	PREPARATIONS OF CEREALS, FLOUR , STARCH OR MIILK; PASTRY COOK' PRODUCTS	15272.30	15272.30	2512.40
12	20	PREPARATIONS OF VEGETABLES, FRUITS, NUTS OR OTHER PARTS OF PLANTS	1832.90	1832.90	
13	21	MISCELLANEOUS EDIBLE PREPARATIONS	36918.80	36918.80	192.00
14	22	BEVERAGES, SPIRITS AND VINEGAR	103651.90	103651.90	519108.00
15	23	RESIDUES AND WASTE FROM THE FOOD INDUSTRIES; PREPARED ANIMAL FODDER	1658736.40	1658736.40	87155.40

Table III : State wise Inward, Outward and Internal Movements of Goods on ITCHS Chapter by Rail during 2022 - 23 (Quantity in Tonnes)

Sl. No.	Chapter Code	Chapter Desc	Grand Total		
			Outward	Inward	Internal
	1	2	93	94	95
16	25	SALT; SULPHUR; EARTHS AND STONE; PLASTERING MATERIALS, LIME AND CEMENT	167796084.90	167796084.90	53259522.80
17	26	ORES, SLAG AND ASH	89842475.50	89842475.50	88852482.40
18	27	MINERAL FUELS, MINERAL OILS & PRODUCTS; BITUMINOUS SUBSTANCES; MINERAL WAXES	498096459.80	498096459.80	262299315.70
19	28	INORGANIC CHEMICALS; COMPOUNDS OF PRECIOUS METALS, OR RARE-EARTH METALS, OF RADIO-ACTIVE ELEMENTS OR OF ISOTOPES.	4786920.00	4786920.00	3800652.20
20	29	ORGANIC CHEMICALS	2160.00	2160.00	112047.40

Table III : State wise Inward, Outward and Internal Movements of Goods on ITCHS Chapter by Rail during 2022 - 23 (Quantity in Tonnes)

Sl. No.	Chapter Code	Chapter Desc	Grand Total		
			Outward	Inward	Internal
	1	2	93	94	95
21	31	FERTILIZERS	43918898.10	43918898.10	14412265.30
22	32	DYEING, TANNING COLOURING MATTER	51985.30	51985.30	
23	33	ESSENTIAL OILS RESINOIDS; COSMETIC AND OTHER SIMILAR PREPARATIONS	2867.60	2867.60	
24	34	SOAP & OTHER SIMILAR PREPARATIONS; POLISHES & CREAMS ; CANDLES AND THE LIKE, DENTAL WAXES & PREPARATIONS	10499.70	10499.70	
25	38	MISCELLANEOUS CHEMICAL PRODUCTS	17323.90	17323.90	

Table III : State wise Inward, Outward and Internal Movements of Goods on ITCHS Chapter by Rail during 2022 - 23 (Quantity in Tonnes)

Sl. No.	Chapter Code	Chapter Desc	Grand Total		
			Outward	Inward	Internal
	1	2	93	94	95
26	39	PLASTICS AND ARTICLES THEREOF	13033.90	13033.90	
27	44	WOOD & ARTICLES OF WOODS ; WOOD CHARCOAL	474395.00	474395.00	1470.00
28	47	PULP OF WOOD OR OF OTHER MATERIALS; WASTE AND SCRAP OF PAPER OR PAPERBOARD	1865.80	1865.80	
29	48	PAPER AND PAPERBOARD; ARTICLES OF PAPER PULP, OF PAPER AND PAPERBOARD	27434.30	27434.30	
30	49	PRINTED BOOKS & OTHER PRODUCTS OF PRINTING INDUSTRY	150.00	150.00	
31	52	COTTON	35735.90	35735.90	

Table III : State wise Inward, Outward and Internal Movements of Goods on ITCHS Chapter by Rail during 2022 - 23 (Quantity in Tonnes)

Sl. No.	Chapter Code	Chapter Desc	Grand Total		
			Outward	Inward	Internal
	1	2	93	94	95
32	54	MAN-MADE FILAMENTS	9.60	9.60	
33	63	OTHER MADE UP TEXTILE ARTICLES; SETS; WORN TEXTILE ARTICLES; RAGS	301764.20	301764.20	2465.10
34	68	ARTICLES OF STONE, PLASTER, CEMENT, ASBESTOS, MICA OR SIMILAR MATERIALS	20579548.60	20579548.60	3945519.10
35	69	CERAMIC PRODUCTS	847.80	847.80	
36	72	IRON & STEEL	39382543.80	39382543.80	6917127.60
37	73	ARTICLES OF IRON & STEEL	2711011.30	2711011.30	1166191.70
38	76	ALUMINIUM & ARTICLES THEREOF	145728.90	145728.90	

Table III : State wise Inward, Outward and Internal Movements of Goods on ITCHS Chapter by Rail during 2022 - 23 (Quantity in Tonnes)

Sl. No.	Chapter Code	Chapter Desc	Grand Total		
			Outward	Inward	Internal
	1	2	93	94	95
39	84	NUCLEAR REACTORS, BOILERS, MACHINERY AND MECHANICAL APPLIANCES; PARTS THEREOF	45072.50	45072.50	5976.90
40	85	ELECTRICAL MACHINERY & EQUIPMENT & PARTS THEREOF; SOUND & TV RECORDERS & REPRODUCERS & PARTS THEREOF	114.00	114.00	60.00
41	86	RAILWAY/TRAMWAY LOCOMOTIVES, TRUCKS ETC., EQUIPMENT AND PARTS THEREOF	66587326.00	66587326.00	13797246.00
42	87	ROAD VEHICLES AND PARTS	1370431.50	1370431.50	114.10
43	99	MISCELLANEOUS GOODS	1019956.00	1019956.00	38.00
	Grand Total --->>		1009027127.10	1009027127.10	456902033.50

Table IV : Inter - State Movements of Goods on Principal Commodities By Rail During 2022 - 23 (Quantity in Tonnes)

Sl. No.	From State ----->>> To State ->	Principal Commodity	ANDHRA PRADESH	ARUNACHAL PRADESH	ASSAM	BIHAR	CHANDIGARH
	1	2	3	4	5	6	7
1	ANDHRA PRADESH	ALUMINIUM, PRODUCTS OF ALUMINM					
2		BULK MINERALS AND ORES	1183658.40				
3		CMNT, CLINKR AND ASBSTOS CMNT	1230832.20				
4		COAL,COKE AND BRIQUITTES ETC	6552369.20				
5		FERTILEZERS MANUFACTURED	1461326.30				
6		GRANIT, NATRL STONE AND PRODCT	281512.20				
7		INDL. MACHNRY FOR DAIRY ETC					7920.00
8		INORGANIC CHEMICALS					
9		IRON AND STEEL	87755.80				
10		IRON ORE	7530.80				
11		MISC PROCESSED ITEMS					
12		OIL MEALS					
13		OTHER CEREALS	64712.50			38580.10	
14		OTHER COMMODITIES					
15		OTHER CRUDE MINERALS	826474.80				
16		OTHER MISC. ENGINEERING ITEMS					
17		OTHER WOOD AND WOOD PRODUCTS					
18		PETROLEUM PRODUCTS	921993.50		1740.00		
19		PROCESSED MINERALS	254009.70				
20		PRODUCTS OF IRON AND STEEL	8484.80				

Table IV : Inter - State Movements of Goods on Principal Commodities By Rail During 2022 - 23 (Quantity in Tonnes)

Sl. No.	From State ----->>> / To State ->	Principal Commodity	ANDHRA PRADESH	ARUNACHAL PRADESH	ASSAM	BIHAR	CHANDIGARH
	1	2	3	4	5	6	7
21	ANDHRA PRADESH	RAILWY TRNSPRT EQUIPMNTS, PRTS	116890.10			61260.20	
22		RICE(OTHER THAN BASMOTI)	1096200.20			20439.50	
23		SUGAR					
24		WHEAT	13234.50			197225.30	
25	ARUNACHAL PRADESH	OTHER WOOD AND WOOD PRODUCTS					
26		PETROLEUM PRODUCTS			184477.90		
27		RICE(OTHER THAN BASMOTI)					
28	ASSAM	AGRO CHEMICALS					
29		ALCOHOLIC BEVERAGES					
30		ATM, INJCTNG MLDING MCHNRY ETC					
31		BULK MINERALS AND ORES					
32		CERAMICS AND ALLIED PRODUCTS			640.50		
33		CEREAL PREPARATIONS					
34		CMNT, CLINKR AND ASBSTOS CMNT	218440.60		279678.40	7799.10	
35		COAL,COKE AND BRIQUITTES ETC	23091.80		15775.40		
36		COSMETICS AND TOILETRIES					
37		COTTON FABRICS, MADEUPS ETC.					
38		COTTON RAW INCLD. WASTE					
39		DAIRY PRODUCTS					
40		FERTILEZERS CRUDE					

Table IV : Inter - State Movements of Goods on Principal Commodities By Rail During 2022 - 23 (Quantity in Tonnes)

Sl. No.	From State ----->>> To State ->	Principal Commodity	ANDHRA PRADESH	ARUNACHAL PRADESH	ASSAM	BIHAR	CHANDIGARH
	1	2	3	4	5	6	7
41	ASSAM	FERTILEZERS MANUFACTURED	96221.90		127462.10		
42		FLORICLTR PRODUCTS					
43		FRESH FRUITS					
44		FRESH VEGETABLES					
45		GRANIT, NATRL STONE AND PRODCT			676560.10		
46		INDL. MACHNRY FOR DAIRY ETC			89.10		300.00
47		INORGANIC CHEMICALS					
48		IRON AND STEEL	8292.00		8.00		
49		MILLED PRODUCTS					
50		MISC PROCESSED ITEMS					
51		MOLLASES					
52		MOTOR VEHICLE/CARS	1709.50				
53		MOULDED AND EXTRUDED GOODS					
54		OIL MEALS					
55		OTHER CEREALS				2607.00	
56		OTHER COMMODITIES				2875.00	
57		OTHER CONSTRUCTION MACHINERY					
58		OTHER CRUDE MINERALS					
59		OTHER MISC. ENGINEERING ITEMS			2593.40	843936.90	
60		OTHER OIL SEEDS					

Table IV : Inter - State Movements of Goods on Principal Commodities By Rail During 2022 - 23 (Quantity in Tonnes)

Sl. No.	From State ----->>> / To State ->	Principal Commodity	ANDHRA PRADESH	ARUNACHAL PRADESH	ASSAM	BIHAR	CHANDIGARH
	1	2	3	4	5	6	7
61	ASSAM	OTHER WOOD AND WOOD PRODUCTS					
62		PAINT, VARNISH AND ALLID PRODC					
63		PAPER, PAPER BOARD AND PRODUCT					
64		PETROLEUM PRODUCTS	74237.70		520091.30	82586.80	
65		PETROLEUM: CRUDE			2720.00	714049.30	
66		PLASTIC RAW MATERIALS					
67		PLYWOOD AND ALLIED PRODUCTS					
68		PROCESSED FRUITS AND JUICES					
69		PROCESSED MINERALS	29146.30		125.00		
70		PRODUCTS OF IRON AND STEEL	125.80		51008.40		
71		PULSES			270.00		
72		RAILWY TRNSPRT EQUIPMNTS, PRTS	7319.30		452.00		
73		RICE -BASMOTI					
74		RICE(OTHER THAN BASMOTI)	19782.00		600.00	33682.50	
75		SPICES					
76		SUGAR					
77		TWO AND THREE WHEELERS					
78		VEGETABLE OILS					
79		WHEAT			1326.00	34443.60	

Table IV : Inter - State Movements of Goods on Principal Commodities By Rail During 2022 - 23 (Quantity in Tonnes)

Sl. No.	From State ----->>> To State ->	Principal Commodity	ANDHRA PRADESH	ARUNACHAL PRADESH	ASSAM	BIHAR	CHANDIGARH
	1	2	3	4	5	6	7
80	BIHAR	ATM, INJCTNG MLDING MCHNRY ETC					
81		BULK MINERALS AND ORES					
82		CASTOR OIL					
83		CMNT, CLINKR AND ASBSTOS CMNT	152033.90			1544002.50	
84		COAL,COKE AND BRIQUITTES ETC	15769.40		747186.80		
85		COTTON FABRICS, MADEUPS ETC.					
86		COTTON RAW INCLD. WASTE					
87		FERTILEZERS CRUDE					
88		FERTILEZERS MANUFACTURED	787590.80		25878.50	127791.60	
89		FRESH VEGETABLES					
90		GRANIT, NATRL STONE AND PRODCT			18961.70	626075.20	
91		HANDCRFS(EXCL.HANDMADE CRPTS)					
92		INDL. MACHNRY FOR DAIRY ETC					20820.00
93		INORGANIC CHEMICALS					
94		IRON AND STEEL	55866.30			658.00	
95		IRON ORE					
96		MANMADE YARN,FABRICS,MADEUPS					
97		MISC PROCESSED ITEMS					
98		MOTOR VEHICLE/CARS					
99		MOULDED AND EXTRUDED GOODS					

Table IV : Inter - State Movements of Goods on Principal Commodities By Rail During 2022 - 23 (Quantity in Tonnes)

Sl. No.	From State ----->>> / To State ->	Principal Commodity	ANDHRA PRADESH	ARUNACHAL PRADESH	ASSAM	BIHAR	CHANDIGARH
	1	2	3	4	5	6	7
100	BIHAR	OIL MEALS	2520.00				
101		OTHER CEREALS				30771.20	
102		OTHER COMMODITIES					
103		OTHER CRUDE MINERALS					
104		OTHER JUTE MANUFACTURES				1216.00	
105		OTHER OIL SEEDS					
106		OTHER WOOD AND WOOD PRODUCTS					
107		PAINT, VARNISH AND ALLID PRODC					
108		PETROLEUM PRODUCTS	34057.30		121988.80	1250.30	
109		PROCESSED MINERALS	15817.50			392336.30	
110		PRODUCTS OF IRON AND STEEL			1321.00	102978.50	
111		PULSES					
112		RAILWY TRNSPRT EQUIPMNTS, PRTS	535774.10			1300.00	
113		RICE(OTHER THAN BASMOTI)	48183.70			565067.90	
114		SPICES					
115		SUGAR				2737.00	
116		TWO AND THREE WHEELERS					
117		VEGETABLE OILS	1008.70				
118		WHEAT				6413.10	2727.00

Table IV : Inter - State Movements of Goods on Principal Commodities By Rail During 2022 - 23 (Quantity in Tonnes)

Sl. No.	From State ----->>> To State ->	Principal Commodity	ANDHRA PRADESH	ARUNACHAL PRADESH	ASSAM	BIHAR	CHANDIGARH
	1	2	3	4	5	6	7
119	CHANDIGARH	BULK MINERALS AND ORES					
120		CMNT, CLINKR AND ASBSTOS CMNT					
121		COAL,COKE AND BRIQUITTES ETC					
122		FERTILEZERS MANUFACTURED					
123		GRANIT, NATRL STONE AND PRODCT					
124		IRON AND STEEL	59283.40				
125		MOTOR VEHICLE/CARS					
126		PETROLEUM PRODUCTS					
127		PROCESSED MINERALS					
128		PRODUCTS OF IRON AND STEEL	1166.50				
129	CHHATTISGARH	ALCOHOLIC BEVERAGES					
130		ALUMINIUM, PRODUCTS OF ALUMINM					
131		ATM, INJCTNG MLDING MCHNRY ETC					
132		BULK MINERALS AND ORES	816223.90				
133		CMNT, CLINKR AND ASBSTOS CMNT	13220.80				
134		COAL,COKE AND BRIQUITTES ETC	12526623.30		5067.50		
135		FERTILEZERS CRUDE					
136		FERTILEZERS MANUFACTURED	327169.70				
137		GRANIT, NATRL STONE AND PRODCT	1080.00				
138		INDL. MACHNRY FOR DAIRY ETC					5376.00
139		INORGANIC CHEMICALS					
140		IRON AND STEEL	1577.30				

Table IV : Inter - State Movements of Goods on Principal Commodities By Rail During 2022 - 23 (Quantity in Tonnes)

Sl. No.	From State ----->>> To State ->	Principal Commodity	ANDHRA PRADESH	ARUNACHAL PRADESH	ASSAM	BIHAR	CHANDIGARH
	1	2	3	4	5	6	7
141		IRON ORE					
142		MOTOR VEHICLE/CARS					
143		OTHER CEREALS					
144		OTHER COMMODITIES					
145		OTHER CRUDE MINERALS					
146		OTHER JUTE MANUFACTURES					
147		OTHER MISC. ENGINEERING ITEMS					
148		OTHER OIL SEEDS					
149		OTHER WOOD AND WOOD PRODUCTS					
150		PETROLEUM PRODUCTS	1549843.40		8036.20	23291.60	
151		PROCESSED MINERALS	1609174.90				
152		PRODUCTS OF IRON AND STEEL	939.30				
153		RAILWY TRNSPRT EQUIPMNTS, PRTS	79398.20		2219.00	1492.60	
154		RICE(OTHER THAN BASMOTI)					
155		WHEAT					
156	DELHI	BULK MINERALS AND ORES					
157		CMNT, CLINKR AND ASBSTOS CMNT					6454.30
158		FRESH FRUITS					
159		FRESH VEGETABLES					
160		GRANIT, NATRL STONE AND PRODCT					

Table IV : Inter - State Movements of Goods on Principal Commodities By Rail During 2022 - 23 (Quantity in Tonnes)

Sl. No.	From State ----->>> To State ->	Principal Commodity	ANDHRA PRADESH	ARUNACHAL PRADESH	ASSAM	BIHAR	CHANDIGARH
	1	2	3	4	5	6	7
161	DELHI	INORGANIC CHEMICALS					
162		IRON AND STEEL					
163		MOTOR VEHICLE/CARS	150.00				
164		OIL MEALS					
165		OTHER COMMODITIES					
166		OTHER WOOD AND WOOD PRODUCTS		744.00	1152.00		
167		PETROLEUM PRODUCTS					
168		PRODUCTS OF IRON AND STEEL					
169		PULSES					
170		RAILWY TRNSPRT EQUIPMNTS, PRTS	24695.10		2543.00	3413.00	
171		SUGAR					
172		VEGETABLE OILS	2030.40				
173		WHEAT					
174	GOA	CMNT, CLINKR AND ASBSTOS CMNT	76369.50				
175		GRANIT, NATRL STONE AND PRODCT					
176		IRON AND STEEL					
177		IRON ORE					
178		PRODUCTS OF IRON AND STEEL					
179		RAILWY TRNSPRT EQUIPMNTS, PRTS	270.00				
180		RICE(OTHER THAN BASMOTI)					
181		WHEAT	5246.60				

Table IV : Inter - State Movements of Goods on Principal Commodities By Rail During 2022 - 23 (Quantity in Tonnes)

Sl. No.	From State ----->>> To ↓	Principal Commodity	ANDHRA PRADESH	ARUNACHAL PRADESH	ASSAM	BIHAR	CHANDIGARH
	1	2	3	4	5	6	7
182	GUJARAT	AUTO COMPONENTS/PARTS					
183		BULK MINERALS AND ORES					
184		CMNT, CLINKR AND ASBSTOS CMNT					
185		COAL,COKE AND BRIQUITTES ETC	15626.00				
186		FERTILEZERS MANUFACTURED					
187		GRANIT, NATRL STONE AND PRODCT					
188		INDL. MACHNRY FOR DAIRY ETC					
189		INORGANIC CHEMICALS					
190		IRON AND STEEL	126784.90				
191		IRON ORE	3396.80				
192		MILLED PRODUCTS					
193		MISC PROCESSED ITEMS					
194		MOTOR VEHICLE/CARS					
195		OIL MEALS					
196		OTHER CEREALS				25789.10	
197		OTHER COMMODITIES	2677.80		2662.20		
198		OTHER CONSTRUCTION MACHINERY					
199		OTHER MISC. ENGINEERING ITEMS					
200		OTHER WOOD AND WOOD PRODUCTS					

Table IV : Inter - State Movements of Goods on Principal Commodities By Rail During 2022 - 23 (Quantity in Tonnes)

Sl. No.	From State ----->>> To State ->	Principal Commodity	ANDHRA PRADESH	ARUNACHAL PRADESH	ASSAM	BIHAR	CHANDIGARH
	1	2	3	4	5	6	7
201	GUJARAT	PETROLEUM PRODUCTS			7046.50	12724.30	
202		PROCESSED MINERALS	6575.70				
203		PRODUCTS OF IRON AND STEEL	13701.50				
204		PULSES					
205		RAILWY TRNSPRT EQUIPMNTS, PRTS	3803.90		6157.50	8740.30	
206		RESIDUL CHEMICL AND ALLED PROD					
207		RICE(OTHER THAN BASMOTI)					
208		SUGAR				26513.00	
209		WHEAT				15904.90	
210	HARYANA	ATM, INJCTNG MLDING MCHNRY ETC					
211		BICYCLE AND PARTS					
212		BULK MINERALS AND ORES					
213		CMNT, CLINKR AND ASBSTOS CMNT					7940.50
214		COAL,COKE AND BRIQUITTES ETC					
215		FERTILEZERS CRUDE					
216		FERTILEZERS MANUFACTURED					
217		GRANIT, NATRL STONE AND PRODCT					
218		INDL. MACHNRY FOR DAIRY ETC					
219		INORGANIC CHEMICALS					
220		IRON AND STEEL	228815.10				

Table IV : Inter - State Movements of Goods on Principal Commodities By Rail During 2022 - 23 (Quantity in Tonnes)

Sl. No.	From State ----->>> To State ->	Principal Commodity	ANDHRA PRADESH	ARUNACHAL PRADESH	ASSAM	BIHAR	CHANDIGARH
	1	2	3	4	5	6	7
221	HARYANA	MOTOR VEHICLE/CARS	21937.40				
222		OIL MEALS	4980.00				
223		OTHER CEREALS				47178.40	
224		OTHER COMMODITIES					
225		OTHER CONSTRUCTION MACHINERY					
226		OTHER JUTE MANUFACTURES				2506.90	
227		OTHER MISC. ENGINEERING ITEMS					
228		OTHER WOOD AND WOOD PRODUCTS		369.00	128.00		
229		PETROLEUM PRODUCTS			47826.40	186434.90	
230		PROCESSED MINERALS					
231		PRODUCTS OF IRON AND STEEL	8798.50				
232		PULSES					
233		RAILWY TRNSPRT EQUIPMNTS, PRTS				1949.70	
234		RESIDUL CHEMICL AND ALLED PROD					
235		RICE(OTHER THAN BASMOTI)					
236		TWO AND THREE WHEELERS					
237		WHEAT					
238	HIMACHAL PRADESH	GRANIT, NATRL STONE AND PRODCT					

Table IV : Inter - State Movements of Goods on Principal Commodities By Rail During 2022 - 23 (Quantity in Tonnes)

Sl. No.	From State ----->>> / To State ->	Principal Commodity	ANDHRA PRADESH	ARUNACHAL PRADESH	ASSAM	BIHAR	CHANDIGARH
	1	2	3	4	5	6	7
239	JAMMU AND KASHMIR	BULK MINERALS AND ORES					
240		CMNT, CLINKR AND ASBSTOS CMNT					
241		FERTILEZERS MANUFACTURED					
242		FLORICLTR PRODUCTS					
243		FRESH VEGETABLES					
244		GRANIT, NATRL STONE AND PRODCT					
245		INDL. MACHNRY FOR DAIRY ETC					
246		MOTOR VEHICLE/CARS					
247		OTHER CRUDE MINERALS					
248		PETROLEUM PRODUCTS	7937.50				
249		PRODUCTS OF IRON AND STEEL					
250		RICE(OTHER THAN BASMOTI)					
251		WHEAT					
252	JHARKHAND	ALCOHOLIC BEVERAGES					
253		BULK MINERALS AND ORES	57489.20				
254		CMNT, CLINKR AND ASBSTOS CMNT	21842.80			193540.80	
255		COAL,COKE AND BRIQUITTES ETC	702549.20		7706.40		
256		FERTILEZERS CRUDE					
257		FERTILEZERS MANUFACTURED	31963.50				
258		FRESH VEGETABLES					
259		GRANIT, NATRL STONE AND PRODCT				55997.30	
260		INDL. MACHNRY FOR DAIRY ETC					

Table IV : Inter - State Movements of Goods on Principal Commodities By Rail During 2022 - 23 (Quantity in Tonnes)

Sl. No.	From State ----->>> To State ->	Principal Commodity	ANDHRA PRADESH	ARUNACHAL PRADESH	ASSAM	BIHAR	CHANDIGARH
	1	2	3	4	5	6	7
261	JHARKHAND	INORGANIC CHEMICALS					
262		IRON AND STEEL					
263		IRON ORE	19277.50				
264		MISC PROCESSED ITEMS					
265		MOTOR VEHICLE/CARS					
266		OTHER COMMODITIES					
267		OTHER CRUDE MINERALS	23714.00				
268		OTHER MISC. ENGINEERING ITEMS					
269		PETROLEUM PRODUCTS	131657.40		44647.30	5398.50	
270		PROCESSED MINERALS	90221.60				
271		PRODUCTS OF IRON AND STEEL				3620.60	
272		RAILWY TRNSPRT EQUIPMNTS, PRTS	3168.90				
273		RICE(OTHER THAN BASMOTI)	8229.00				
274		SUGAR					
275		WHEAT	2599.80				
276	KARNATAKA	ALCOHOLIC BEVERAGES					
277		ATM, INJCTNG MLDING MCHNRY ETC					
278		AUTO COMPONENTS/PARTS					
279		BOOKS, PUBLICATIONS AND PRNTNG					
280		BULK MINERALS AND ORES	2031963.80				

Table IV : Inter - State Movements of Goods on Principal Commodities By Rail During 2022 - 23 (Quantity in Tonnes)

Sl. No.	From State ----->>> To State ->	Principal Commodity	ANDHRA PRADESH	ARUNACHAL PRADESH	ASSAM	BIHAR	CHANDIGARH
	1	2	3	4	5	6	7
281		CMNT, CLINKR AND ASBSTOS CMNT	4703328.60				
282		COAL,COKE AND BRIQUITTES ETC	6168214.50				
283		ELECTRIC MACHINERY AND EQUIPME					
284		FERTILEZERS CRUDE					
285		FERTILEZERS MANUFACTURED	1210067.90				
286		FRESH FRUITS					
287		FRESH VEGETABLES					
288		GRANIT, NATRL STONE AND PRODCT	44653.90				
289		INDL. MACHNRY FOR DAIRY ETC					15384.00
290		INORGANIC CHEMICALS					
291		IRON AND STEEL	185865.90				
292		IRON ORE	269715.30				
293		MISC PROCESSED ITEMS					
294		MOTOR VEHICLE/CARS					
295		OIL MEALS	3780.00				
296		OTHER CEREALS	20576.60			25647.70	
297		OTHER COMMODITIES					
298		OTHER CONSTRUCTION MACHINERY					
299		OTHER CRUDE MINERALS					
300		OTHER MISC. ENGINEERING ITEMS					

Table IV : Inter - State Movements of Goods on Principal Commodities By Rail During 2022 - 23 (Quantity in Tonnes)

Sl. No.	From State ----->>> To State ->	Principal Commodity	ANDHRA PRADESH	ARUNACHAL PRADESH	ASSAM	BIHAR	CHANDIGARH
	1	2	3	4	5	6	7
301		OTHER WOOD AND WOOD PRODUCTS		381.00			
302		PETROLEUM PRODUCTS	204683.20				
303		PROCESSED MINERALS	1805544.70				
304		PRODUCTS OF IRON AND STEEL	34041.00				
305		RAILWY TRNSPRT EQUIPMNTS, PRTS	33049.90				
306		RICE(OTHER THAN BASMOTI)	335832.50			7969.80	
307		SUGAR					
308		TWO AND THREE WHEELERS					
309		WHEAT	11222.40			7985.20	
310	KERALA	ALCOHOLIC BEVERAGES					
311		BULK MINERALS AND ORES					
312		CMNT, CLINKR AND ASBSTOS CMNT	868722.40				
313		COAL,COKE AND BRIQUITTES ETC					
314		CRANES, LIFTS AND WINCHES					459.60
315		FERTILEZERS MANUFACTURED	5273.10				
316		GRANIT, NATRL STONE AND PRODCT	5760.00				
317		INDL. MACHNRY FOR DAIRY ETC					
318		IRON AND STEEL	116056.00				
319		MISC PROCESSED ITEMS				8658.60	
320		MOTOR VEHICLE/CARS					

Table IV : Inter - State Movements of Goods on Principal Commodities By Rail During 2022 - 23 (Quantity in Tonnes)

Sl. No.	From State ----->>> / To State ->	Principal Commodity	ANDHRA PRADESH	ARUNACHAL PRADESH	ASSAM	BIHAR	CHANDIGARH
	1	2	3	4	5	6	7
321		OIL MEALS					
322		OTHER CEREALS	5157.00			15495.30	
323		OTHER COMMODITIES					
324		PETROLEUM PRODUCTS					
325		PROCESSED MINERALS					
326		PRODUCTS OF IRON AND STEEL	6971.90				
327		RAILWY TRNSPRT EQUIPMNTS, PRTS	1473.00				
328		RICE(OTHER THAN BASMOTI)	61073.20				
329		WHEAT	24750.80			18437.30	
330	MADHYA PRADESH	ALCOHOLIC BEVERAGES					
331		BULK MINERALS AND ORES					
332		CMNT, CLINKR AND ASBSTOS CMNT	13731.00				
333		COAL,COKE AND BRIQUITTES ETC	988924.90				
334		FERTILEZERS CRUDE					
335		FERTILEZERS MANUFACTURED	670935.20				
336		GRANIT, NATRL STONE AND PRODCT					
337		INDL. MACHNRY FOR DAIRY ETC					2076.00
338		INORGANIC CHEMICALS					
339		IRON AND STEEL					
340		IRON ORE					

Table IV : Inter - State Movements of Goods on Principal Commodities By Rail During 2022 - 23 (Quantity in Tonnes)

Sl. No.	From State ----->>> To State ->	Principal Commodity	ANDHRA PRADESH	ARUNACHAL PRADESH	ASSAM	BIHAR	CHANDIGARH
	1	2	3	4	5	6	7
341		MOTOR VEHICLE/CARS					
342		ORGANIC CHEMICALS					
343		OTHER CEREALS					
344		OTHER CRUDE MINERALS					
345		OTHER JUTE MANUFACTURES					
346		OTHER MISC. ENGINEERING ITEMS					
347		OTHER OIL SEEDS					
348		OTHER WOOD AND WOOD PRODUCTS	93933.20		5328.00		
349		PETROLEUM PRODUCTS	519894.80		22971.80	44335.40	
350		PROCESSED MINERALS	181271.60				
351		PRODUCTS OF IRON AND STEEL					
352		RAILWY TRNSPRT EQUIPMNTS, PRTS	14435.30		10809.60	4429.90	
353		RICE(OTHER THAN BASMOTI)					
354		TWO AND THREE WHEELERS					
355		WHEAT					
356	MAHARASHTRA	ATM, INJCTNG MLDING MCHNRY ETC					
357		BULK MINERALS AND ORES					
358		CMNT, CLINKR AND ASBSTOS CMNT	924497.40				
359		COAL,COKE AND BRIQUITTES ETC	5098704.50				
360		COSMETICS AND TOILETRIES					

Table IV : Inter - State Movements of Goods on Principal Commodities By Rail During 2022 - 23 (Quantity in Tonnes)

Sl. No.	From State ----->>> / To State ->	Principal Commodity	ANDHRA PRADESH	ARUNACHAL PRADESH	ASSAM	BIHAR	CHANDIGARH
	1	2	3	4	5	6	7
361	MAHARASHTRA	ELECTRIC MACHINERY AND EQUIPME					
362		FERTILEZERS CRUDE					
363		FERTILEZERS MANUFACTURED	1030888.20				
364		FRESH VEGETABLES					
365		GRANIT, NATRL STONE AND PRODCT	678.20				
366		INDL. MACHNRY FOR DAIRY ETC					15420.00
367		INORGANIC CHEMICALS					
368		IRON AND STEEL	173531.80				
369		IRON ORE					
370		MILLED PRODUCTS					
371		MISC PROCESSED ITEMS					
372		MOTOR VEHICLE/CARS					
373		OIL MEALS					
374		OTHER CEREALS				25822.30	
375		OTHER COMMODITIES				64937.50	
376		OTHER CRUDE MINERALS					
377		OTHER MISC. ENGINEERING ITEMS					
378		OTHER OIL SEEDS					
379		OTHER WOOD AND WOOD PRODUCTS	23027.30				
380		PETROLEUM PRODUCTS	251436.90		32281.10	2700.80	

Table IV : Inter - State Movements of Goods on Principal Commodities By Rail During 2022 - 23 (Quantity in Tonnes)

Sl. No.	From State ----->>> To	Principal Commodity	ANDHRA PRADESH	ARUNACHAL PRADESH	ASSAM	BIHAR	CHANDIGARH
	1	2	3	4	5	6	7
381	MAHARASHTRA	PROCESSED MINERALS	374168.50				
382		PRODUCTS OF IRON AND STEEL	33698.80				
383		RAILWY TRNSPRT EQUIPMNTS, PRTS	72376.90			684.00	
384		RICE(OTHER THAN BASMOTI)					
385		SUGAR	2655.00				
386		TWO AND THREE WHEELERS					
387		VEGETABLE OILS					
388		WHEAT				126.80	
389	MANIPUR	CMNT, CLINKR AND ASBSTOS CMNT	5313.90		387.00		
390		FERTILEZERS MANUFACTURED	6802.40		10544.30		
391		GRANIT, NATRL STONE AND PRODCT			60552.90		
392		PROCESSED MINERALS			2667.00		
393		PRODUCTS OF IRON AND STEEL					
394		RAILWY TRNSPRT EQUIPMNTS, PRTS			300.00		
395		RICE(OTHER THAN BASMOTI)					
396	MIZORAM	CMNT, CLINKR AND ASBSTOS CMNT	1325.80				
397		FERTILEZERS MANUFACTURED			7871.30		
398		GRANIT, NATRL STONE AND PRODCT			7713.00		
399		PROCESSED MINERALS			7413.00		
400		PRODUCTS OF IRON AND STEEL					

Table IV : Inter - State Movements of Goods on Principal Commodities By Rail During 2022 - 23 (Quantity in Tonnes)

Sl. No.	From State ----->>> / To State ->	Principal Commodity	ANDHRA PRADESH	ARUNACHAL PRADESH	ASSAM	BIHAR	CHANDIGARH
	1	2	3	4	5	6	7
401	MIZORAM	RAILWY TRNSPRT EQUIPMNTS, PRTS			30.00		
402		RICE(OTHER THAN BASMOTI)					
403		WHEAT					
404	NAGALAND	BULK MINERALS AND ORES					
405		CEREAL PREPARATIONS					
406		CMNT, CLINKR AND ASBSTOS CMNT			30548.70		
407		COTTON FABRICS, MADEUPS ETC.					
408		ELECTRIC MACHINERY AND EQUIPME					
409		FRESH FRUITS					
410		FRESH VEGETABLES					
411		GRANIT, NATRL STONE AND PRODCT			9865.00		
412		MISC PROCESSED ITEMS					
413		MOLLASES					
414		OTHER COMMODITIES					
415		PAPER, PAPER BOARD AND PRODUCT					
416		PETROLEUM PRODUCTS			98997.70		
417		PLASTIC RAW MATERIALS					
418		PRODUCTS OF IRON AND STEEL			1137.60		
419		PULSES					
420		RICE(OTHER THAN BASMOTI)	8068.90		1318.10		

Table IV : Inter - State Movements of Goods on Principal Commodities By Rail During 2022 - 23 (Quantity in Tonnes)

Sl. No.	From State ----->>> / To State ->	Principal Commodity	ANDHRA PRADESH	ARUNACHAL PRADESH	ASSAM	BIHAR	CHANDIGARH
	1	2	3	4	5	6	7
421	NAGALAND	SPICES					
422		SUGAR					
423		VEGETABLE OILS					
424		WHEAT				3990.00	
425	ODISHA	AGRO CHEMICALS					
426		ALCOHOLIC BEVERAGES					
427		BULK MINERALS AND ORES	2715151.80				
428		CMNT, CLINKR AND ASBSTOS CMNT	1637485.00				
429		COAL,COKE AND BRIQUITTES ETC	5468779.60				
430		DAIRY PRODUCTS					
431		FERTILEZERS MANUFACTURED	409142.90				
432		GRANIT, NATRL STONE AND PRODCT	64134.00				
433		INDL. MACHNRY FOR DAIRY ETC					
434		INORGANIC CHEMICALS	446608.20				
435		IRON AND STEEL	38766.20				
436		IRON ORE	5650.10				
437		MISC PROCESSED ITEMS				2136.00	
438		MOLLASES					
439		MOTOR VEHICLE/CARS					
440		MOULDED AND EXTRUDED GOODS					

Table IV : Inter - State Movements of Goods on Principal Commodities By Rail During 2022 - 23 (Quantity in Tonnes)

Sl. No.	From State ----->>> / To State ->	Principal Commodity	ANDHRA PRADESH	ARUNACHAL PRADESH	ASSAM	BIHAR	CHANDIGARH
	1	2	3	4	5	6	7
441	ODISHA	OTHER COMMODITIES				5437.40	
442		OTHER CRUDE MINERALS	148068.30				
443		OTHER MISC. ENGINEERING ITEMS					
444		OTHER WOOD AND WOOD PRODUCTS					
445		PAINT, VARNISH AND ALLID PRODC	2393.10				
446		PAPER, PAPER BOARD AND PRODUCT					
447		PETROLEUM PRODUCTS	1199051.10		43629.60	54455.70	
448		PROCESSED MINERALS	1172274.30				
449		PRODUCTS OF IRON AND STEEL	10192.00				
450		RAILWY TRNSPRT EQUIPMNTS, PRTS	634405.60		23784.80	9880.00	
451		RICE(OTHER THAN BASMOTI)					
452		SUGAR					
453		VEGETABLE OILS	1993.80				
454		WHEAT	18483.30			10521.60	
455	PUDUCHERRY	IRON AND STEEL					
456	PUNJAB	BULK MINERALS AND ORES					
457		CMNT, CLINKR AND ASBSTOS CMNT					21060.50
458		COAL,COKE AND BRIQUITTES ETC	3926.40		15489.00		
459		FERTILEZERS CRUDE					
460		FERTILEZERS MANUFACTURED					

Table IV : Inter - State Movements of Goods on Principal Commodities By Rail During 2022 - 23 (Quantity in Tonnes)

Sl. No.	From State ----->>> / To State ->	Principal Commodity	ANDHRA PRADESH	ARUNACHAL PRADESH	ASSAM	BIHAR	CHANDIGARH
	1	2	3	4	5	6	7
461	PUNJAB	FRESH VEGETABLES					
462		GRANIT, NATRL STONE AND PRODCT					
463		INDL. MACHNRY FOR DAIRY ETC					
464		INORGANIC CHEMICALS					
465		IRON AND STEEL	212277.00				
466		IRON ORE					
467		MISC PROCESSED ITEMS					
468		MOTOR VEHICLE/CARS	8681.40				
469		OTHER CEREALS				68693.00	
470		OTHER COMMODITIES					
471		OTHER CRUDE MINERALS					
472		OTHER JUTE MANUFACTURES				664.50	
473		OTHER MISC. ENGINEERING ITEMS					
474		OTHER WOOD AND WOOD PRODUCTS		680.00	3495.00		
475		PETROLEUM PRODUCTS				32615.90	
476		PROCESSED MINERALS					
477		PRODUCTS OF IRON AND STEEL	1815.80				
478		RAILWY TRNSPRT EQUIPMNTS, PRTS			225.00	4378.40	
479		RICE(OTHER THAN BASMOTI)				64.00	
480		WHEAT				125.00	

Table IV : Inter - State Movements of Goods on Principal Commodities By Rail During 2022 - 23 (Quantity in Tonnes)

Sl. No.	From State ----->>> To State ->	Principal Commodity	ANDHRA PRADESH	ARUNACHAL PRADESH	ASSAM	BIHAR	CHANDIGARH
	1	2	3	4	5	6	7
481	RAJASTHAN	ALUMINIUM, PRODUCTS OF ALUMINM					
482		BULK MINERALS AND ORES					
483		CMNT, CLINKR AND ASBSTOS CMNT					
484		COAL,COKE AND BRIQUITTES ETC					
485		FERTILEZERS CRUDE					
486		FERTILEZERS MANUFACTURED					
487		GRANIT, NATRL STONE AND PRODCT					
488		INDL. MACHNRY FOR DAIRY ETC					
489		INORGANIC CHEMICALS					
490		IRON AND STEEL	87472.80				
491		MISC PROCESSED ITEMS					
492		MOTOR VEHICLE/CARS	288.00				
493		OTHER COMMODITIES				10596.90	
494		OTHER CRUDE MINERALS					
495		OTHER MISC. ENGINEERING ITEMS					
496		OTHER WOOD AND WOOD PRODUCTS					
497		PETROLEUM PRODUCTS					
498		PROCESSED MINERALS	10299.80				
499		PRODUCTS OF IRON AND STEEL	24080.70				
500		RAILWY TRNSPRT EQUIPMNTS, PRTS	20951.10		1000.00	7353.80	
501		RICE(OTHER THAN BASMOTI)					
502		VEGETABLE OILS					
503		WHEAT					

Table IV : Inter - State Movements of Goods on Principal Commodities By Rail During 2022 - 23 (Quantity in Tonnes)

Sl. No.	From State ----->>> To	Principal Commodity	ANDHRA PRADESH	ARUNACHAL PRADESH	ASSAM	BIHAR	CHANDIGARH
	1	2	3	4	5	6	7
504	TAMIL NADU	ALCOHOLIC BEVERAGES					
505		BULK MINERALS AND ORES	119911.30				
506		CEREAL PREPARATIONS					
507		CMNT, CLINKR AND ASBSTOS CMNT	3063768.90				
508		COAL,COKE AND BRIQUITTES ETC	179970.30				
509		FERTILEZERS MANUFACTURED	386438.90				
510		GRANIT, NATRL STONE AND PRODCT	14910.00				
511		INDL. MACHNRY FOR DAIRY ETC					9036.80
512		INORGANIC CHEMICALS					
513		IRON AND STEEL	405008.60				
514		IRON ORE					
515		MISC PROCESSED ITEMS					
516		MOTOR VEHICLE/CARS					
517		OIL MEALS					
518		ORGANIC CHEMICALS					
519		OTHER CEREALS	94915.60			106788.40	
520		OTHER COMMODITIES					
521		OTHER CRUDE MINERALS					
522		OTHER JUTE MANUFACTURES					
523		OTHER MISC. ENGINEERING ITEMS					
524		OTHER OIL SEEDS					

Table IV : Inter - State Movements of Goods on Principal Commodities By Rail During 2022 - 23 (Quantity in Tonnes)

Sl. No.	From State ----->>> To State ->	Principal Commodity	ANDHRA PRADESH	ARUNACHAL PRADESH	ASSAM	BIHAR	CHANDIGARH
	1	2	3	4	5	6	7
525	TAMIL NADU	OTHER WOOD AND WOOD PRODUCTS					
526		PETROLEUM PRODUCTS	44556.90				
527		PROCESSED MINERALS	18375.80				
528		PRODUCTS OF IRON AND STEEL	52076.50				
529		PULSES					
530		RAILWY TRNSPRT EQUIPMNTS, PRTS	427858.10				
531		RESIDUL CHEMICL AND ALLED PROD					
532		RICE(OTHER THAN BASMOTI)	276674.20			189.20	
533		SUGAR					
534		WHEAT	29563.10			32194.30	
535	TELANGANA	BULK MINERALS AND ORES					
536		CMNT, CLINKR AND ASBSTOS CMNT	4084.00				
537		COAL,COKE AND BRIQUITTES ETC	814525.70				
538		FERTILEZERS MANUFACTURED	1761714.30				
539		GRANIT, NATRL STONE AND PRODCT	30146.80				
540		INDL. MACHNRY FOR DAIRY ETC					11124.00
541		INORGANIC CHEMICALS					
542		IRON AND STEEL	162531.50				
543		IRON ORE					
544		MISC PROCESSED ITEMS					

Table IV : Inter - State Movements of Goods on Principal Commodities By Rail During 2022 - 23 (Quantity in Tonnes)

Sl. No.	From State ----->>> To State ->	Principal Commodity	ANDHRA PRADESH	ARUNACHAL PRADESH	ASSAM	BIHAR	CHANDIGARH
	1	2	3	4	5	6	7
545	TELANGANA	MOTOR VEHICLE/CARS					
546		OIL MEALS					
547		OTHER CEREALS					
548		OTHER CONSTRUCTION MACHINERY					
549		OTHER MISC. ENGINEERING ITEMS					
550		PAINT, VARNISH AND ALLID PRODC					
551		PETROLEUM PRODUCTS	293494.50				
552		PROCESSED MINERALS	117302.60				
553		PRODUCTS OF IRON AND STEEL	28796.80				
554		RAILWY TRNSPRT EQUIPMNTS, PRTS	24219.50				
555		RICE(OTHER THAN BASMOTI)					
556		WHEAT					
557	TRIPURA	BULK MINERALS AND ORES			2451.00		
558		CEREAL PREPARATIONS					
559		CMNT, CLINKR AND ASBSTOS CMNT			33080.90		
560		COAL,COKE AND BRIQUITTES ETC			7461.80		
561		COSMETICS AND TOILETRIES					
562		FERTILEZERS MANUFACTURED	4926.50		30391.90		
563		FRESH VEGETABLES					
564		GRANIT, NATRL STONE AND PRODCT			684531.90		

Table IV : Inter - State Movements of Goods on Principal Commodities By Rail During 2022 - 23 (Quantity in Tonnes)

Sl. No.	From State ----->>> To State ->	Principal Commodity	ANDHRA PRADESH	ARUNACHAL PRADESH	ASSAM	BIHAR	CHANDIGARH
	1	2	3	4	5	6	7
565	TRIPURA	INDL. MACHNRY FOR DAIRY ETC					
566		MILLED PRODUCTS					
567		MISC PROCESSED ITEMS					
568		MOLLASES					
569		MOTOR VEHICLE/CARS					
570		OIL MEALS					
571		OTHER CEREALS				1333.60	
572		OTHER COMMODITIES					
573		OTHER MISC. ENGINEERING ITEMS				2634.60	
574		OTHER WOOD AND WOOD PRODUCTS					
575		PAINT, VARNISH AND ALLID PRODC					
576		PETROLEUM PRODUCTS			104378.30		
577		PROCESSED MINERALS	13232.10		954142.70		
578		PRODUCTS OF IRON AND STEEL			1598.00		
579		PULSES					
580		RAILWY TRNSPRT EQUIPMNTS, PRTS			4771.50		
581		RICE(OTHER THAN BASMOTI)			1311.60	2673.00	
582		SPICES					
583		SUGAR			2664.80		
584		WHEAT				16478.50	

Table IV : Inter - State Movements of Goods on Principal Commodities By Rail During 2022 - 23 (Quantity in Tonnes)

Sl. No.	From State ----->>> To State ->	Principal Commodity	ANDHRA PRADESH	ARUNACHAL PRADESH	ASSAM	BIHAR	CHANDIGARH
	1	2	3	4	5	6	7
585	UTTAR PRADESH	AUTO COMPONENTS/PARTS					
586		BULK MINERALS AND ORES					
587		CMNT, CLINKR AND ASBSTOS CMNT				25956.00	39517.00
588		COAL,COKE AND BRIQUITTES ETC	337043.60		162435.80		
589		FERTILEZERS CRUDE					
590		FERTILEZERS MANUFACTURED	364102.20				
591		FLORICLTR PRODUCTS					
592		FRESH VEGETABLES					
593		GRANIT, NATRL STONE AND PRODCT			6009.60	25047.60	
594		INDL. MACHNRY FOR DAIRY ETC					8604.00
595		INORGANIC CHEMICALS					
596		IRON AND STEEL	154168.30				
597		IRON ORE					
598		MOTOR VEHICLE/CARS	1511.30				
599		OTHER CEREALS					
600		OTHER COMMODITIES			13475.00	18855.70	
601		OTHER CRUDE MINERALS				1671.00	
602		OTHER JUTE MANUFACTURES					
603		OTHER MISC. ENGINEERING ITEMS					
604		OTHER WOOD AND WOOD PRODUCTS					

Table IV : Inter - State Movements of Goods on Principal Commodities By Rail During 2022 - 23 (Quantity in Tonnes)

Sl. No.	From State ----->>> / To State ->	Principal Commodity	ANDHRA PRADESH	ARUNACHAL PRADESH	ASSAM	BIHAR	CHANDIGARH
	1	2	3	4	5	6	7
605		PAINT, VARNISH AND ALLID PRODC					
606		PETROLEUM PRODUCTS	77354.00		156406.20	322155.60	
607		PROCESSED MINERALS	34560.90				
608		PRODUCTS OF IRON AND STEEL	10093.80			3096.20	
609		PULSES					
610		RAILWY TRNSPRT EQUIPMNTS, PRTS			675.00	3312.00	
611		RICE(OTHER THAN BASMOTI)				2139.50	
612		SUGAR					
613		VEGETABLE OILS	6012.10				
614		WHEAT					
615	UTTARAKHAND	CMNT, CLINKR AND ASBSTOS CMNT					
616		COAL,COKE AND BRIQUITTES ETC					
617		FERTILEZERS CRUDE					
618		FERTILEZERS MANUFACTURED					
619		GRANIT, NATRL STONE AND PRODCT					
620		IRON AND STEEL	8441.90				
621		MOLLASES					
622		OTHER CEREALS				160613.90	
623		OTHER COMMODITIES					
624		OTHER WOOD AND WOOD PRODUCTS			2661.00		
625		PETROLEUM PRODUCTS					
626		PROCESSED MINERALS					

Table IV : Inter - State Movements of Goods on Principal Commodities By Rail During 2022 - 23 (Quantity in Tonnes)

Sl. No.	From State ----->>> / To State -<	Principal Commodity	ANDHRA PRADESH	ARUNACHAL PRADESH	ASSAM	BIHAR	CHANDIGARH
	1	2	3	4	5	6	7
627		PRODUCTS OF IRON AND STEEL					
628		RAILWY TRNSPRT EQUIPMNTS, PRTS					
629		RICE(OTHER THAN BASMOTI)				605.70	
630		WHEAT				368.00	
631	WEST BENGAL	AGRO CHEMICALS					
632		ALCOHOLIC BEVERAGES					
633		ALUMINIUM, PRODUCTS OF ALUMINM					
634		BULK MINERALS AND ORES	37016.10			2498.80	
635		CEREAL PREPARATIONS					
636		CMNT, CLINKR AND ASBSTOS CMNT	1139864.70		7522.40	16985.60	
637		COAL,COKE AND BRIQUITTES ETC	197584.00		33869.80		
638		COSMETICS AND TOILETRIES					
639		COTTON FABRICS, MADEUPS ETC.					
640		COTTON RAW INCLD. WASTE					
641		DAIRY PRODUCTS					
642		DYES					
643		FERTILEZERS CRUDE					
644		FERTILEZERS MANUFACTURED	986985.80		31489.60	13520.80	
645		FLORICLTR PRODUCTS					
646		FRESH VEGETABLES					
647		GRANIT, NATRL STONE AND PRODCT			22727.60	33944.10	
648		HANDCRFS(EXCL.HANDMADE CRPTS)					

Table IV : Inter - State Movements of Goods on Principal Commodities By Rail During 2022 - 23 (Quantity in Tonnes)

Sl. No.	From State ----->>> To State ->	Principal Commodity	ANDHRA PRADESH	ARUNACHAL PRADESH	ASSAM	BIHAR	CHANDIGARH
	1	2	3	4	5	6	7
649		INDL. MACHNRY FOR DAIRY ETC					
650		INORGANIC CHEMICALS			2306.30		
651		IRON AND STEEL	117649.60				
652		IRON ORE					
653		MISC PROCESSED ITEMS				17754.30	
654		MOTOR VEHICLE/CARS	3927.00				
655		MOULDED AND EXTRUDED GOODS					
656		OIL MEALS					
657		OTHER CEREALS	9314.00			145041.30	
658		OTHER COMMODITIES	2616.50			53937.20	
659		OTHER CRUDE MINERALS	46196.90				
660		OTHER MISC. ENGINEERING ITEMS				14563.50	
661		OTHER WOOD AND WOOD PRODUCTS		64.00	384.00		
662		PAINT, VARNISH AND ALLID PRODC					
663		PAPER, PAPER BOARD AND PRODUCT					
664		PETROLEUM PRODUCTS	105315.10		209859.40	152023.10	
665		PROCESSED FRUITS AND JUICES					
666		PROCESSED MINERALS	45430.20				
667		PRODUCTS OF IRON AND STEEL	3738.70		13989.80	939.60	
668		PULP AND WASTE PAPER					
669		PULSES					
670		RAILWY TRNSPRT EQUIPMNTS, PRTS	278317.40		50681.40	153530.50	
671		RICE(OTHER THAN BASMOTI)	16362.00			17614.80	
672		SUGAR	30209.70				
673		VEGETABLE OILS					
674		WHEAT	7843.80			128551.30	
675	Grand Total ---->>		90247296.40	2238.00	5855783.20	7971739.30	174219.70

Table IV : Inter - State Movements of Goods on Principal Commodities By Rail During 2022 - 23 (Quantity in Tonnes)

Sl. No.	From State ----->>> To State ->	Principal Commodity	CHHATTISGARH	DELHI	GOA	GUJARAT	HARYANA
	1	2	8	9	10	11	12
1	ANDHRA PRADESH	ALUMINIUM, PRODUCTS OF ALUMINM					
2		BULK MINERALS AND ORES			65450.70	531279.40	
3		CMNT, CLINKR AND ASBSTOS CMNT					
4		COAL,COKE AND BRIQUITTES ETC	158756.50				
5		FERTILEZERS MANUFACTURED			7592.00	233001.90	
6		GRANIT, NATRL STONE AND PRODCT					
7		INDL. MACHNRY FOR DAIRY ETC					
8		INORGANIC CHEMICALS				3965.80	
9		IRON AND STEEL	299733.80				
10		IRON ORE	15336144.00				
11		MISC PROCESSED ITEMS					
12		OIL MEALS					
13		OTHER CEREALS	38077.00				
14		OTHER COMMODITIES	1471.90				
15		OTHER CRUDE MINERALS					
16		OTHER MISC. ENGINEERING ITEMS					
17		OTHER WOOD AND WOOD PRODUCTS					
18		PETROLEUM PRODUCTS	37010.00			74564.40	18804.60
19		PROCESSED MINERALS	47990.80		8089.60		
20		PRODUCTS OF IRON AND STEEL	76577.50				

Table IV : Inter - State Movements of Goods on Principal Commodities By Rail During 2022 - 23 (Quantity in Tonnes)

Sl. No.	From State ----->>> To State ->	Principal Commodity	CHHATTISGARH	DELHI	GOA	GUJARAT	HARYANA
	1	2	8	9	10	11	12
21	ANDHRA PRADESH	RAILWY TRNSPRT EQUIPMNTS, PRTS	471860.70		2398.40	28160.40	
22		RICE(OTHER THAN BASMOTI)	1867346.70				
23		SUGAR					
24		WHEAT	5549.90				
25	ARUNACHAL PRADESH	OTHER WOOD AND WOOD PRODUCTS					
26		PETROLEUM PRODUCTS					
27		RICE(OTHER THAN BASMOTI)					5292.00
28	ASSAM	AGRO CHEMICALS		250.00		3185.10	
29		ALCOHOLIC BEVERAGES					40577.50
30		ATM, INJCTNG MLDING MCHNRY ETC					
31		BULK MINERALS AND ORES				336790.10	
32		CERAMICS AND ALLIED PRODUCTS				608.60	
33		CEREAL PREPARATIONS		7137.10		4503.00	2101.00
34		CMNT, CLINKR AND ASBSTOS CMNT	263756.30			9822.90	
35		COAL,COKE AND BRIQUITTES ETC					
36		COSMETICS AND TOILETRIES		1110.60		2591.60	
37		COTTON FABRICS, MADEUPS ETC.		17522.30		1595.40	
38		COTTON RAW INCLD. WASTE				22.00	
39		DAIRY PRODUCTS		300.00		55773.10	
40		FERTILEZERS CRUDE				1749.10	

Table IV : Inter - State Movements of Goods on Principal Commodities By Rail During 2022 - 23 (Quantity in Tonnes)

Sl. No.	From State ----->>> To State ->	Principal Commodity	CHHATTISGARH	DELHI	GOA	GUJARAT	HARYANA
	1	2	8	9	10	11	12
41		FERTILEZERS MANUFACTURED				20220.80	
42		FLORICLTR PRODUCTS					
43		FRESH FRUITS		2647.40		2201.20	
44		FRESH VEGETABLES		106.00		7750.80	126.00
45		GRANIT, NATRL STONE AND PRODCT					
46		INDL. MACHNRY FOR DAIRY ETC					450.00
47		INORGANIC CHEMICALS		1708.70		2951.20	
48		IRON AND STEEL	2653.70				
49		MILLED PRODUCTS		408.10		183.80	
50		MISC PROCESSED ITEMS		29285.10		875.50	80.00
51		MOLLASES					
52		MOTOR VEHICLE/CARS				4575.50	25601.90
53		MOULDED AND EXTRUDED GOODS		100.00		9409.00	
54		OIL MEALS				116.60	
55		OTHER CEREALS					
56		OTHER COMMODITIES		557638.80		246375.50	181.00
57		OTHER CONSTRUCTION MACHINERY					480.00
58		OTHER CRUDE MINERALS					
59		OTHER MISC. ENGINEERING ITEMS	3908.40				
60		OTHER OIL SEEDS				24.80	

Table IV : Inter - State Movements of Goods on Principal Commodities By Rail During 2022 - 23 (Quantity in Tonnes)

Sl. No.	From State ----->>> To State ->	Principal Commodity	CHHATTISGARH	DELHI	GOA	GUJARAT	HARYANA
	1	2	8	9	10	11	12
61		OTHER WOOD AND WOOD PRODUCTS					58.00
62		PAINT, VARNISH AND ALLID PRODC		205.20		252.00	966.00
63		PAPER, PAPER BOARD AND PRODUCT		9055.70		5537.30	
64		PETROLEUM PRODUCTS	2526.60				664.70
65		PETROLEUM: CRUDE					
66		PLASTIC RAW MATERIALS		327.20			
67		PLYWOOD AND ALLIED PRODUCTS				289.60	
68		PROCESSED FRUITS AND JUICES				1757.40	
69		PROCESSED MINERALS				3887.80	
70		PRODUCTS OF IRON AND STEEL	41060.00			71748.60	
71		PULSES		51757.30		19743.00	
72		RAILWY TRNSPRT EQUIPMNTS, PRTS	2412.40			457703.90	11946.60
73		RICE -BASMOTI					63.00
74		RICE(OTHER THAN BASMOTI)	10325.40	24816.60			511056.30
75		SPICES		493.50		2931.30	
76		SUGAR		361.70			
77		TWO AND THREE WHEELERS					40.00
78		VEGETABLE OILS		1445.20		4160.20	
79		WHEAT				71934.00	78653.00

Table IV : Inter - State Movements of Goods on Principal Commodities By Rail During 2022 - 23 (Quantity in Tonnes)

Sl. No.	From State ----->>> To State ->	Principal Commodity	CHHATTISGARH	DELHI	GOA	GUJARAT	HARYANA
	1	2	8	9	10	11	12
80	BIHAR	ATM, INJCTNG MLDING MCHNRY ETC	224.00				
81		BULK MINERALS AND ORES				844074.60	
82		CASTOR OIL					
83		CMNT, CLINKR AND ASBSTOS CMNT	2049700.70				
84		COAL,COKE AND BRIQUITTES ETC	7670.80			3862.80	
85		COTTON FABRICS, MADEUPS ETC.				2136.00	
86		COTTON RAW INCLD. WASTE					
87		FERTILEZERS CRUDE				11562.00	
88		FERTILEZERS MANUFACTURED				151846.40	
89		FRESH VEGETABLES				5584.40	
90		GRANIT, NATRL STONE AND PRODCT					
91		HANDCRFS(EXCL.HANDMADE CRPTS)					
92		INDL. MACHNRY FOR DAIRY ETC					5782.00
93		INORGANIC CHEMICALS				29134.30	
94		IRON AND STEEL	50799.20			1163.30	
95		IRON ORE	3755.00				
96		MANMADE YARN,FABRICS,MADEUPS					
97		MISC PROCESSED ITEMS					
98		MOTOR VEHICLE/CARS				220.50	
99		MOULDED AND EXTRUDED GOODS					

Table IV : Inter - State Movements of Goods on Principal Commodities By Rail During 2022 - 23 (Quantity in Tonnes)

Sl. No.	From State ----->>> To State ->	Principal Commodity	CHHATTISGARH	DELHI	GOA	GUJARAT	HARYANA
	1	2	8	9	10	11	12
100	BIHAR	OIL MEALS					
101		OTHER CEREALS					
102		OTHER COMMODITIES				27184.00	
103		OTHER CRUDE MINERALS	30817.90			5808.70	
104		OTHER JUTE MANUFACTURES					
105		OTHER OIL SEEDS					
106		OTHER WOOD AND WOOD PRODUCTS					
107		PAINT, VARNISH AND ALLID PRODC					64.00
108		PETROLEUM PRODUCTS				22887.60	26637.80
109		PROCESSED MINERALS				971.00	
110		PRODUCTS OF IRON AND STEEL	59690.20			13085.80	
111		PULSES					
112		RAILWY TRNSPRT EQUIPMNTS, PRTS	11588.60			245649.20	
113		RICE(OTHER THAN BASMOTI)	487476.60				1208249.00
114		SPICES					
115		SUGAR					2600.00
116		TWO AND THREE WHEELERS					
117		VEGETABLE OILS					
118		WHEAT				18125.00	339491.50

Table IV : Inter - State Movements of Goods on Principal Commodities By Rail During 2022 - 23 (Quantity in Tonnes)

Sl. No.	From State ----->>> / To State ->	Principal Commodity	CHHATTISGARH	DELHI	GOA	GUJARAT	HARYANA
	1	2	8	9	10	11	12
119	CHANDIGARH	BULK MINERALS AND ORES				8577.80	
120		CMNT, CLINKR AND ASBSTOS CMNT					
121		COAL,COKE AND BRIQUITTES ETC				27557.70	
122		FERTILEZERS MANUFACTURED				19279.90	
123		GRANIT, NATRL STONE AND PRODCT					
124		IRON AND STEEL	4634.70				
125		MOTOR VEHICLE/CARS					
126		PETROLEUM PRODUCTS				18938.70	
127		PROCESSED MINERALS					
128		PRODUCTS OF IRON AND STEEL				1178.60	
129	CHHATTISGARH	ALCOHOLIC BEVERAGES					
130		ALUMINIUM, PRODUCTS OF ALUMINM					
131		ATM, INJCTNG MLDING MCHNRY ETC	266.00				
132		BULK MINERALS AND ORES	639425.60			318266.90	
133		CMNT, CLINKR AND ASBSTOS CMNT	752690.40				
134		COAL,COKE AND BRIQUITTES ETC	23306396.00		5480.80	47706.10	
135		FERTILEZERS CRUDE					
136		FERTILEZERS MANUFACTURED				474599.30	
137		GRANIT, NATRL STONE AND PRODCT	422311.40				
138		INDL. MACHNRY FOR DAIRY ETC					1140.00
139		INORGANIC CHEMICALS				188.20	
140		IRON AND STEEL	125261.30			2650.00	

Table IV : Inter - State Movements of Goods on Principal Commodities By Rail During 2022 - 23 (Quantity in Tonnes)

Sl. No.	From State ----->>> To State ->	Principal Commodity	CHHATTISGARH	DELHI	GOA	GUJARAT	HARYANA
	1	2	8	9	10	11	12
141		IRON ORE	10912464.10				
142		MOTOR VEHICLE/CARS					
143		OTHER CEREALS					
144		OTHER COMMODITIES				4482.70	
145		OTHER CRUDE MINERALS	852648.30				
146		OTHER JUTE MANUFACTURES					
147		OTHER MISC. ENGINEERING ITEMS	6776.70				
148		OTHER OIL SEEDS					
149		OTHER WOOD AND WOOD PRODUCTS					
150		PETROLEUM PRODUCTS				85929.40	
151		PROCESSED MINERALS	829502.60			60988.50	
152		PRODUCTS OF IRON AND STEEL	20949.60			12876.20	
153		RAILWY TRNSPRT EQUIPMNTS, PRTS	5397.60		15230.50	27845.60	
154		RICE(OTHER THAN BASMOTI)					
155		WHEAT					
156	DELHI	BULK MINERALS AND ORES				67137.80	
157		CMNT, CLINKR AND ASBSTOS CMNT					5263.20
158		FRESH FRUITS					
159		FRESH VEGETABLES				3124.90	
160		GRANIT, NATRL STONE AND PRODCT		6552.00			78383.00

Table IV : Inter - State Movements of Goods on Principal Commodities By Rail During 2022 - 23 (Quantity in Tonnes)

Sl. No.	From State ----->>> / To State ->	Principal Commodity	CHHATTISGARH	DELHI	GOA	GUJARAT	HARYANA
	1	2	8	9	10	11	12
161	DELHI	INORGANIC CHEMICALS				10742.00	
162		IRON AND STEEL	60598.30	392.00			
163		MOTOR VEHICLE/CARS				4712.30	
164		OIL MEALS					
165		OTHER COMMODITIES				93099.00	
166		OTHER WOOD AND WOOD PRODUCTS					
167		PETROLEUM PRODUCTS				289551.10	9260.00
168		PRODUCTS OF IRON AND STEEL	7759.50				
169		PULSES				11935.70	
170		RAILWY TRNSPRT EQUIPMNTS, PRTS	5515.90	744.00		175273.40	725.70
171		SUGAR					
172		VEGETABLE OILS				12170.80	
173		WHEAT				5394.00	
174	GOA	CMNT, CLINKR AND ASBSTOS CMNT					
175		GRANIT, NATRL STONE AND PRODCT					
176		IRON AND STEEL	1978.50				
177		IRON ORE					
178		PRODUCTS OF IRON AND STEEL	2818.20				
179		RAILWY TRNSPRT EQUIPMNTS, PRTS				32352.20	
180		RICE(OTHER THAN BASMOTI)	25620.40				
181		WHEAT					

Table IV : Inter - State Movements of Goods on Principal Commodities By Rail During 2022 - 23 (Quantity in Tonnes)

Sl. No.	From State ----->>> To State ->	Principal Commodity	CHHATTISGARH	DELHI	GOA	GUJARAT	HARYANA
	1	2	8	9	10	11	12
182	GUJARAT	AUTO COMPONENTS/PARTS					
183		BULK MINERALS AND ORES				1534950.20	
184		CMNT, CLINKR AND ASBSTOS CMNT				77006.10	
185		COAL,COKE AND BRIQUITTES ETC	10050948.70			1919021.10	
186		FERTILEZERS MANUFACTURED				2537070.50	
187		GRANIT, NATRL STONE AND PRODCT				532255.80	
188		INDL. MACHNRY FOR DAIRY ETC					1909.00
189		INORGANIC CHEMICALS				29113.20	
190		IRON AND STEEL	287870.90			8358.80	
191		IRON ORE	19915.80				
192		MILLED PRODUCTS					1335.00
193		MISC PROCESSED ITEMS					
194		MOTOR VEHICLE/CARS					18507.00
195		OIL MEALS					
196		OTHER CEREALS					
197		OTHER COMMODITIES					
198		OTHER CONSTRUCTION MACHINERY					
199		OTHER MISC. ENGINEERING ITEMS					
200		OTHER WOOD AND WOOD PRODUCTS					

Table IV : Inter - State Movements of Goods on Principal Commodities By Rail During 2022 - 23 (Quantity in Tonnes)

Sl. No.	From State ----->>> To State ->	Principal Commodity	CHHATTISGARH	DELHI	GOA	GUJARAT	HARYANA
	1	2	8	9	10	11	12
201	GUJARAT	PETROLEUM PRODUCTS				2685952.20	219496.20
202		PROCESSED MINERALS					
203		PRODUCTS OF IRON AND STEEL	59583.80			32849.30	
204		PULSES					
205		RAILWY TRNSPRT EQUIPMNTS, PRTS	104700.30	91935.30	1894.50	5049570.50	4277204.80
206		RESIDUL CHEMICL AND ALLED PROD					
207		RICE(OTHER THAN BASMOTI)	14220.60			3683.00	795353.20
208		SUGAR				18554.00	20898.00
209		WHEAT		3363.00		104458.20	142812.50
210	HARYANA	ATM, INJCTNG MLDING MCHNRY ETC					
211		BICYCLE AND PARTS					
212		BULK MINERALS AND ORES				126662.00	
213		CMNT, CLINKR AND ASBSTOS CMNT		1380.00			5155.60
214		COAL,COKE AND BRIQUITTES ETC	11665.60			1917025.00	
215		FERTILEZERS CRUDE				436.60	
216		FERTILEZERS MANUFACTURED				1333941.60	290851.90
217		GRANIT, NATRL STONE AND PRODCT		49234.00			98885.10
218		INDL. MACHNRY FOR DAIRY ETC					
219		INORGANIC CHEMICALS				2813.80	
220		IRON AND STEEL	239672.90			14023.70	

Table IV : Inter - State Movements of Goods on Principal Commodities By Rail During 2022 - 23 (Quantity in Tonnes)

Sl. No.	From State ----->>> To State ->	Principal Commodity	CHHATTISGARH	DELHI	GOA	GUJARAT	HARYANA
	1	2	8	9	10	11	12
221		MOTOR VEHICLE/CARS				78025.40	
222		OIL MEALS					
223		OTHER CEREALS					
224		OTHER COMMODITIES				150566.60	
225		OTHER CONSTRUCTION MACHINERY					
226		OTHER JUTE MANUFACTURES					
227		OTHER MISC. ENGINEERING ITEMS					
228		OTHER WOOD AND WOOD PRODUCTS					
229		PETROLEUM PRODUCTS				937984.90	94194.60
230		PROCESSED MINERALS				68093.70	
231		PRODUCTS OF IRON AND STEEL	37259.10	4995.00		8803.30	9300.20
232		PULSES					
233		RAILWY TRNSPRT EQUIPMNTS, PRTS	802.50	11467.80		8236010.90	2591228.40
234		RESIDUL CHEMICL AND ALLED PROD					
235		RICE(OTHER THAN BASMOTI)					
236		TWO AND THREE WHEELERS					
237		WHEAT				2689.40	
238	HIMACHAL PRADESH	GRANIT, NATRL STONE AND PRODCT					6448.00

Table IV : Inter - State Movements of Goods on Principal Commodities By Rail During 2022 - 23 (Quantity in Tonnes)

Sl. No.	From State ----->>> To S	Principal Commodity	CHHATTISGARH	DELHI	GOA	GUJARAT	HARYANA
	1	2	8	9	10	11	12
239	JAMMU AND KASHMIR	BULK MINERALS AND ORES				29430.00	
240		CMNT, CLINKR AND ASBSTOS CMNT					
241		FERTILEZERS MANUFACTURED				100057.80	
242		FLORICLTR PRODUCTS					
243		FRESH VEGETABLES					
244		GRANIT, NATRL STONE AND PRODCT		5768.00			
245		INDL. MACHNRY FOR DAIRY ETC					378.00
246		MOTOR VEHICLE/CARS					
247		OTHER CRUDE MINERALS				1925.50	
248		PETROLEUM PRODUCTS				21609.60	724529.90
249		PRODUCTS OF IRON AND STEEL	3758.30				
250		RICE(OTHER THAN BASMOTI)					
251		WHEAT					
252	JHARKHAND	ALCOHOLIC BEVERAGES					
253		BULK MINERALS AND ORES	25897.60			128589.30	
254		CMNT, CLINKR AND ASBSTOS CMNT	5262294.30				
255		COAL,COKE AND BRIQUITTES ETC	84012.10		20628.70	42286.00	
256		FERTILEZERS CRUDE		2460.50			
257		FERTILEZERS MANUFACTURED					
258		FRESH VEGETABLES					
259		GRANIT, NATRL STONE AND PRODCT					
260		INDL. MACHNRY FOR DAIRY ETC					

Table IV : Inter - State Movements of Goods on Principal Commodities By Rail During 2022 - 23 (Quantity in Tonnes)

Sl. No.	From State ----->>> / To State ->	Principal Commodity	CHHATTISGARH	DELHI	GOA	GUJARAT	HARYANA
	1	2	8	9	10	11	12
261	JHARKHAND	INORGANIC CHEMICALS				1889.00	
262		IRON AND STEEL	219366.30				
263		IRON ORE	11699.20				
264		MISC PROCESSED ITEMS					
265		MOTOR VEHICLE/CARS				140.00	1396.00
266		OTHER COMMODITIES					
267		OTHER CRUDE MINERALS	621997.00				
268		OTHER MISC. ENGINEERING ITEMS					
269		PETROLEUM PRODUCTS				9937.10	
270		PROCESSED MINERALS	577627.70			81419.20	
271		PRODUCTS OF IRON AND STEEL	75408.80			6470.90	
272		RAILWY TRNSPRT EQUIPMNTS, PRTS	46158.00			174022.40	
273		RICE(OTHER THAN BASMOTI)	511680.00				7876.50
274		SUGAR					
275		WHEAT				5354.40	46062.00
276	KARNATAKA	ALCOHOLIC BEVERAGES					
277		ATM, INJCTNG MLDING MCHNRY ETC					
278		AUTO COMPONENTS/PARTS					
279		BOOKS, PUBLICATIONS AND PRNTNG					
280		BULK MINERALS AND ORES			952649.80	95572.40	

Table IV : Inter - State Movements of Goods on Principal Commodities By Rail During 2022 - 23 (Quantity in Tonnes)

Sl. No.	From State ----->>> / To State ->	Principal Commodity	CHHATTISGARH	DELHI	GOA	GUJARAT	HARYANA
	1	2	8	9	10	11	12
281	KARNATAKA	CMNT, CLINKR AND ASBSTOS CMNT	6805.60				
282		COAL,COKE AND BRIQUITTES ETC	555405.90		8829781.40	18892.40	
283		ELECTRIC MACHINERY AND EQUIPME					
284		FERTILEZERS CRUDE				3127.70	
285		FERTILEZERS MANUFACTURED			261352.20	400595.60	
286		FRESH FRUITS					
287		FRESH VEGETABLES					
288		GRANIT, NATRL STONE AND PRODCT					
289		INDL. MACHNRY FOR DAIRY ETC					1348.50
290		INORGANIC CHEMICALS				23395.10	
291		IRON AND STEEL	290549.40		8535.40	8041.90	
292		IRON ORE	4012.70				
293		MISC PROCESSED ITEMS					
294		MOTOR VEHICLE/CARS				49975.20	44660.60
295		OIL MEALS					
296		OTHER CEREALS					
297		OTHER COMMODITIES					
298		OTHER CONSTRUCTION MACHINERY					27507.00
299		OTHER CRUDE MINERALS					
300		OTHER MISC. ENGINEERING ITEMS					

Table IV : Inter - State Movements of Goods on Principal Commodities By Rail During 2022 - 23 (Quantity in Tonnes)

Sl. No.	From State ----->>> To State ->	Principal Commodity	CHHATTISGARH	DELHI	GOA	GUJARAT	HARYANA
	1	2	8	9	10	11	12
301	KARNATAKA	OTHER WOOD AND WOOD PRODUCTS			299.30		
302		PETROLEUM PRODUCTS				744490.40	
303		PROCESSED MINERALS			55624.20	102766.00	
304		PRODUCTS OF IRON AND STEEL	69182.40				
305		RAILWY TRNSPRT EQUIPMNTS, PRTS	2700.90			482064.60	8940.00
306		RICE(OTHER THAN BASMOTI)	1078104.60				187756.00
307		SUGAR					
308		TWO AND THREE WHEELERS					216.00
309		WHEAT	2637.00			36836.80	32945.50
310	KERALA	ALCOHOLIC BEVERAGES					
311		BULK MINERALS AND ORES					
312		CMNT, CLINKR AND ASBSTOS CMNT					
313		COAL,COKE AND BRIQUITTES ETC					
314		CRANES, LIFTS AND WINCHES					
315		FERTILEZERS MANUFACTURED				7572.10	
316		GRANIT, NATRL STONE AND PRODCT					
317		INDL. MACHNRY FOR DAIRY ETC					
318		IRON AND STEEL	12203.30			5126.00	
319		MISC PROCESSED ITEMS	12751.10				
320		MOTOR VEHICLE/CARS				637.10	

Table IV : Inter - State Movements of Goods on Principal Commodities By Rail During 2022 - 23 (Quantity in Tonnes)

Sl. No.	From State ----->>> / To State ->	Principal Commodity	CHHATTISGARH	DELHI	GOA	GUJARAT	HARYANA
	1	2	8	9	10	11	12
321	KERALA	OIL MEALS	4434.00				
322		OTHER CEREALS					
323		OTHER COMMODITIES					
324		PETROLEUM PRODUCTS					
325		PROCESSED MINERALS					
326		PRODUCTS OF IRON AND STEEL	12212.70				
327		RAILWY TRNSPRT EQUIPMNTS, PRTS					
328		RICE(OTHER THAN BASMOTI)	90783.10				27650.50
329		WHEAT				7577.00	
330	MADHYA PRADESH	ALCOHOLIC BEVERAGES					
331		BULK MINERALS AND ORES				580441.90	
332		CMNT, CLINKR AND ASBSTOS CMNT	67294.20			4658.70	
333		COAL,COKE AND BRIQUITTES ETC	16710757.30			2456089.70	
334		FERTILEZERS CRUDE				2578.20	
335		FERTILEZERS MANUFACTURED				2790715.00	
336		GRANIT, NATRL STONE AND PRODCT	48422.00			24501.30	
337		INDL. MACHNRY FOR DAIRY ETC					4794.00
338		INORGANIC CHEMICALS				4304.70	
339		IRON AND STEEL	234502.50			28912.40	
340		IRON ORE					

Table IV : Inter - State Movements of Goods on Principal Commodities By Rail During 2022 - 23 (Quantity in Tonnes)

Sl. No.	From State ----->>> / To State ->	Principal Commodity	CHHATTISGARH	DELHI	GOA	GUJARAT	HARYANA
	1	2	8	9	10	11	12
341	MADHYA PRADESH	MOTOR VEHICLE/CARS					7327.80
342		ORGANIC CHEMICALS				2160.00	
343		OTHER CEREALS					
344		OTHER CRUDE MINERALS					
345		OTHER JUTE MANUFACTURES					
346		OTHER MISC. ENGINEERING ITEMS					
347		OTHER OIL SEEDS					
348		OTHER WOOD AND WOOD PRODUCTS	6093.80				
349		PETROLEUM PRODUCTS	97673.20		5505.00	1163234.70	172548.70
350		PROCESSED MINERALS				516584.20	
351		PRODUCTS OF IRON AND STEEL	80054.50			300.00	
352		RAILWY TRNSPRT EQUIPMNTS, PRTS	595.20	2618.30	16232.10	91526.20	
353		RICE(OTHER THAN BASMOTI)					
354		TWO AND THREE WHEELERS					
355		WHEAT				2661.60	
356	MAHARASHTRA	ATM, INJCTNG MLDING MCHNRY ETC	56.00				
357		BULK MINERALS AND ORES				304876.30	
358		CMNT, CLINKR AND ASBSTOS CMNT	47165.70			19077.40	
359		COAL,COKE AND BRIQUITTES ETC	28024617.50		535894.60	563981.20	
360		COSMETICS AND TOILETRIES					

Table IV : Inter - State Movements of Goods on Principal Commodities By Rail During 2022 - 23 (Quantity in Tonnes)

Sl. No.	From State ----->>> To State ->	Principal Commodity	CHHATTISGARH	DELHI	GOA	GUJARAT	HARYANA
	1	2	8	9	10	11	12
361	MAHARASHTRA	ELECTRIC MACHINERY AND EQUIPME					
362		FERTILEZERS CRUDE					
363		FERTILEZERS MANUFACTURED			507510.10	2213009.50	246.20
364		FRESH VEGETABLES				1839.40	
365		GRANIT, NATRL STONE AND PRODCT					
366		INDL. MACHNRY FOR DAIRY ETC					1399.30
367		INORGANIC CHEMICALS				2562.60	
368		IRON AND STEEL	1273917.50		3371.30	862464.50	
369		IRON ORE	43819.50				
370		MILLED PRODUCTS					
371		MISC PROCESSED ITEMS					
372		MOTOR VEHICLE/CARS				4647.20	20569.90
373		OIL MEALS					
374		OTHER CEREALS					
375		OTHER COMMODITIES				4996.60	8109.20
376		OTHER CRUDE MINERALS					
377		OTHER MISC. ENGINEERING ITEMS					
378		OTHER OIL SEEDS					
379		OTHER WOOD AND WOOD PRODUCTS					
380		PETROLEUM PRODUCTS	62692.20			1504764.00	101614.40

Table IV : Inter - State Movements of Goods on Principal Commodities By Rail During 2022 - 23 (Quantity in Tonnes)

Sl. No.	From State ----->>> / To State ->	Principal Commodity	CHHATTISGARH	DELHI	GOA	GUJARAT	HARYANA
	1	2	8	9	10	11	12
381	MAHARASHTRA	PROCESSED MINERALS			14993.70	123791.40	
382		PRODUCTS OF IRON AND STEEL	102698.50			5554.00	
383		RAILWY TRNSPRT EQUIPMNTS, PRTS	67524.20	154535.80	28315.80	1967959.70	53387.50
384		RICE(OTHER THAN BASMOTI)	1764972.50				448455.00
385		SUGAR					
386		TWO AND THREE WHEELERS					
387		VEGETABLE OILS					
388		WHEAT				13236.30	303462.30
389	MANIPUR	CMNT, CLINKR AND ASBSTOS CMNT	3916.80				
390		FERTILEZERS MANUFACTURED					
391		GRANIT, NATRL STONE AND PRODCT					
392		PROCESSED MINERALS					
393		PRODUCTS OF IRON AND STEEL	2500.90				
394		RAILWY TRNSPRT EQUIPMNTS, PRTS					
395		RICE(OTHER THAN BASMOTI)					20224.00
396	MIZORAM	CMNT, CLINKR AND ASBSTOS CMNT					
397		FERTILEZERS MANUFACTURED					
398		GRANIT, NATRL STONE AND PRODCT					
399		PROCESSED MINERALS					
400		PRODUCTS OF IRON AND STEEL	10871.60				

Table IV : Inter - State Movements of Goods on Principal Commodities By Rail During 2022 - 23 (Quantity in Tonnes)

Sl. No.	From State ----->>> To State ->	Principal Commodity	CHHATTISGARH	DELHI	GOA	GUJARAT	HARYANA
	1	2	8	9	10	11	12
401	MIZORAM	RAILWY TRNSPRT EQUIPMNTS, PRTS					
402		RICE(OTHER THAN BASMOTI)					13176.00
403		WHEAT					2670.00
404	NAGALAND	BULK MINERALS AND ORES				15470.10	
405		CEREAL PREPARATIONS		1135.00			55.00
406		CMNT, CLINKR AND ASBSTOS CMNT	3232.80				
407		COTTON FABRICS, MADEUPS ETC.		8548.90			
408		ELECTRIC MACHINERY AND EQUIPME		30.00			
409		FRESH FRUITS		135.00			
410		FRESH VEGETABLES					
411		GRANIT, NATRL STONE AND PRODCT					
412		MISC PROCESSED ITEMS		680.00			
413		MOLLASES					
414		OTHER COMMODITIES		6351.60			
415		PAPER, PAPER BOARD AND PRODUCT		60.00			
416		PETROLEUM PRODUCTS					
417		PLASTIC RAW MATERIALS		50.00			
418		PRODUCTS OF IRON AND STEEL	5637.20				
419		PULSES		14744.80			
420		RICE(OTHER THAN BASMOTI)		6497.90			45815.00

Table IV : Inter - State Movements of Goods on Principal Commodities By Rail During 2022 - 23 (Quantity in Tonnes)

Sl. No.	From State ----->>> / To State ->	Principal Commodity	CHHATTISGARH	DELHI	GOA	GUJARAT	HARYANA
	1	2	8	9	10	11	12
421	NAGALAND	SPICES		238.60			
422		SUGAR		345.00			
423		VEGETABLE OILS		827.00			
424		WHEAT				5266.10	1335.00
425	ODISHA	AGRO CHEMICALS				210.00	
426		ALCOHOLIC BEVERAGES					
427		BULK MINERALS AND ORES	360994.80			190390.20	
428		CMNT, CLINKR AND ASBSTOS CMNT	2410035.30				
429		COAL,COKE AND BRIQUITTES ETC	901497.20				
430		DAIRY PRODUCTS				960.00	
431		FERTILEZERS MANUFACTURED					
432		GRANIT, NATRL STONE AND PRODCT	35093.00				
433		INDL. MACHNRY FOR DAIRY ETC					
434		INORGANIC CHEMICALS				69643.80	
435		IRON AND STEEL	208322.90				
436		IRON ORE	347962.70				
437		MISC PROCESSED ITEMS					
438		MOLLASES					2734.30
439		MOTOR VEHICLE/CARS					
440		MOULDED AND EXTRUDED GOODS					

Table IV : Inter - State Movements of Goods on Principal Commodities By Rail During 2022 - 23 (Quantity in Tonnes)

Sl. No.	From State ----->>> To State ->	Principal Commodity	CHHATTISGARH	DELHI	GOA	GUJARAT	HARYANA
	1	2	8	9	10	11	12
441	ODISHA	OTHER COMMODITIES				315.00	
442		OTHER CRUDE MINERALS	89446.30				
443		OTHER MISC. ENGINEERING ITEMS	54320.00				
444		OTHER WOOD AND WOOD PRODUCTS	7987.00				
445		PAINT, VARNISH AND ALLID PRODC					
446		PAPER, PAPER BOARD AND PRODUCT					
447		PETROLEUM PRODUCTS				2714.80	5330.80
448		PROCESSED MINERALS	1389031.10			101649.70	
449		PRODUCTS OF IRON AND STEEL	74511.20			25769.10	
450		RAILWY TRNSPRT EQUIPMNTS, PRTS	63310.40	6490.30	8741.70	228809.10	766.40
451		RICE(OTHER THAN BASMOTI)	3464.90				
452		SUGAR					
453		VEGETABLE OILS					
454		WHEAT				8034.20	21590.50
455	PUDUCHERRY	IRON AND STEEL					
456	PUNJAB	BULK MINERALS AND ORES				405884.90	
457		CMNT, CLINKR AND ASBSTOS CMNT				3968.30	2763.00
458		COAL,COKE AND BRIQUITTES ETC	3106783.20			451085.40	
459		FERTILEZERS CRUDE				2454.20	
460		FERTILEZERS MANUFACTURED				1692115.00	110621.60

Table IV : Inter - State Movements of Goods on Principal Commodities By Rail During 2022 - 23 (Quantity in Tonnes)

Sl. No.	From State ----->>> To State ->	Principal Commodity	CHHATTISGARH	DELHI	GOA	GUJARAT	HARYANA
	1	2	8	9	10	11	12
461	PUNJAB	FRESH VEGETABLES				8295.80	
462		GRANIT, NATRL STONE AND PRODCT					199463.20
463		INDL. MACHNRY FOR DAIRY ETC					
464		INORGANIC CHEMICALS				1133.70	
465		IRON AND STEEL	115028.20				
466		IRON ORE					
467		MISC PROCESSED ITEMS					
468		MOTOR VEHICLE/CARS				4938.50	
469		OTHER CEREALS					
470		OTHER COMMODITIES				56484.40	
471		OTHER CRUDE MINERALS					
472		OTHER JUTE MANUFACTURES					
473		OTHER MISC. ENGINEERING ITEMS					
474		OTHER WOOD AND WOOD PRODUCTS				53667.40	
475		PETROLEUM PRODUCTS				480456.10	658132.60
476		PROCESSED MINERALS					
477		PRODUCTS OF IRON AND STEEL	27048.60				2087.30
478		RAILWY TRNSPRT EQUIPMNTS, PRTS		18836.20	84090.40	2080865.80	848790.40
479		RICE(OTHER THAN BASMOTI)					
480		WHEAT				2727.30	

Table IV : Inter - State Movements of Goods on Principal Commodities By Rail During 2022 - 23 (Quantity in Tonnes)

Sl. No.	From State ----->>> To State ->	Principal Commodity	CHHATTISGARH	DELHI	GOA	GUJARAT	HARYANA
	1	2	8	9	10	11	12
481	RAJASTHAN	ALUMINIUM, PRODUCTS OF ALUMINM					
482		BULK MINERALS AND ORES				294242.50	
483		CMNT, CLINKR AND ASBSTOS CMNT					
484		COAL,COKE AND BRIQUITTES ETC	19167555.80			3046835.30	
485		FERTILEZERS CRUDE				440.60	
486		FERTILEZERS MANUFACTURED				1907555.70	59273.50
487		GRANIT, NATRL STONE AND PRODCT		3224.00		2542.00	144155.20
488		INDL. MACHNRY FOR DAIRY ETC					
489		INORGANIC CHEMICALS				3110.00	
490		IRON AND STEEL	99112.80				
491		MISC PROCESSED ITEMS					
492		MOTOR VEHICLE/CARS				100.00	
493		OTHER COMMODITIES				1204.10	10713.10
494		OTHER CRUDE MINERALS					
495		OTHER MISC. ENGINEERING ITEMS					3333.00
496		OTHER WOOD AND WOOD PRODUCTS					
497		PETROLEUM PRODUCTS				2140736.50	230664.60
498		PROCESSED MINERALS				234580.10	
499		PRODUCTS OF IRON AND STEEL	33966.90				138.00
500		RAILWY TRNSPRT EQUIPMNTS, PRTS	148.50	542549.40	4966.20	4548025.80	213626.20
501		RICE(OTHER THAN BASMOTI)					16039.00
502		VEGETABLE OILS				7981.80	
503		WHEAT					581917.60

Table IV : Inter - State Movements of Goods on Principal Commodities By Rail During 2022 - 23 (Quantity in Tonnes)

Sl. No.	From State ----->>> To State ->	Principal Commodity	CHHATTISGARH	DELHI	GOA	GUJARAT	HARYANA
	1	2	8	9	10	11	12
504	TAMIL NADU	ALCOHOLIC BEVERAGES					
505		BULK MINERALS AND ORES				106557.20	
506		CEREAL PREPARATIONS					
507		CMNT, CLINKR AND ASBSTOS CMNT					
508		COAL,COKE AND BRIQUITTES ETC			154529.20		
509		FERTILEZERS MANUFACTURED				121944.90	
510		GRANIT, NATRL STONE AND PRODCT					
511		INDL. MACHNRY FOR DAIRY ETC					9569.80
512		INORGANIC CHEMICALS				40594.90	
513		IRON AND STEEL	369078.00			55566.50	
514		IRON ORE	55707.20				
515		MISC PROCESSED ITEMS	4351.50				
516		MOTOR VEHICLE/CARS				14648.30	24312.50
517		OIL MEALS					
518		ORGANIC CHEMICALS					
519		OTHER CEREALS					2631.00
520		OTHER COMMODITIES				2748.00	
521		OTHER CRUDE MINERALS					
522		OTHER JUTE MANUFACTURES					
523		OTHER MISC. ENGINEERING ITEMS					
524		OTHER OIL SEEDS					

Table IV : Inter - State Movements of Goods on Principal Commodities By Rail During 2022 - 23 (Quantity in Tonnes)

Sl. No.	From State ----->>> To State ->	Principal Commodity	CHHATTISGARH	DELHI	GOA	GUJARAT	HARYANA
	1	2	8	9	10	11	12
525	TAMIL NADU	OTHER WOOD AND WOOD PRODUCTS					
526		PETROLEUM PRODUCTS				2719.60	7988.00
527		PROCESSED MINERALS					
528		PRODUCTS OF IRON AND STEEL	64637.00			21575.70	
529		PULSES					
530		RAILWY TRNSPRT EQUIPMNTS, PRTS	2653.20	250640.30		117641.20	14875.20
531		RESIDUL CHEMICL AND ALLED PROD					
532		RICE(OTHER THAN BASMOTI)	148941.60				20777.00
533		SUGAR					
534		WHEAT				38066.20	27255.20
535	TELANGANA	BULK MINERALS AND ORES				247309.60	
536		CMNT, CLINKR AND ASBSTOS CMNT					
537		COAL,COKE AND BRIQUITTES ETC					
538		FERTILEZERS MANUFACTURED			9820.80	219878.10	
539		GRANIT, NATRL STONE AND PRODCT					
540		INDL. MACHNRY FOR DAIRY ETC					
541		INORGANIC CHEMICALS				4702.00	
542		IRON AND STEEL	507181.90			10030.20	
543		IRON ORE	52120.50				
544		MISC PROCESSED ITEMS					

Table IV : Inter - State Movements of Goods on Principal Commodities By Rail During 2022 - 23 (Quantity in Tonnes)

Sl. No.	From State ----->>> / To State ->	Principal Commodity	CHHATTISGARH	DELHI	GOA	GUJARAT	HARYANA
	1	2	8	9	10	11	12
545		MOTOR VEHICLE/CARS				11450.90	13312.00
546		OIL MEALS					
547		OTHER CEREALS					
548		OTHER CONSTRUCTION MACHINERY					8403.00
549		OTHER MISC. ENGINEERING ITEMS					
550		PAINT, VARNISH AND ALLID PRODC					64.00
551		PETROLEUM PRODUCTS	406959.10			239571.10	
552		PROCESSED MINERALS				4062.50	
553		PRODUCTS OF IRON AND STEEL	70298.60				
554		RAILWY TRNSPRT EQUIPMNTS, PRTS	108.00	2206.60		186418.10	
555		RICE(OTHER THAN BASMOTI)					
556		WHEAT				6431.50	
557	TRIPURA	BULK MINERALS AND ORES				32420.20	
558		CEREAL PREPARATIONS					145.00
559		CMNT, CLINKR AND ASBSTOS CMNT				1283.70	
560		COAL,COKE AND BRIQUITTES ETC					
561		COSMETICS AND TOILETRIES					
562		FERTILEZERS MANUFACTURED					
563		FRESH VEGETABLES					
564		GRANIT, NATRL STONE AND PRODCT					

Table IV : Inter - State Movements of Goods on Principal Commodities By Rail During 2022 - 23 (Quantity in Tonnes)

Sl. No.	From State ----->>> To State ->	Principal Commodity	CHHATTISGARH	DELHI	GOA	GUJARAT	HARYANA
	1	2	8	9	10	11	12
565	TRIPURA	INDL. MACHNRY FOR DAIRY ETC					
566		MILLED PRODUCTS		18.00			
567		MISC PROCESSED ITEMS		1855.00			45.00
568		MOLLASES					
569		MOTOR VEHICLE/CARS					928.00
570		OIL MEALS		165.00			
571		OTHER CEREALS					
572		OTHER COMMODITIES		145.00			93.00
573		OTHER MISC. ENGINEERING ITEMS					
574		OTHER WOOD AND WOOD PRODUCTS					58.00
575		PAINT, VARNISH AND ALLID PRODC					
576		PETROLEUM PRODUCTS					
577		PROCESSED MINERALS					
578		PRODUCTS OF IRON AND STEEL				1933.20	
579		PULSES		7888.00			
580		RAILWY TRNSPRT EQUIPMNTS, PRTS				55842.70	
581		RICE(OTHER THAN BASMOTI)		10896.70			69471.00
582		SPICES					
583		SUGAR					
584		WHEAT				7389.10	6592.00

Table IV : Inter - State Movements of Goods on Principal Commodities By Rail During 2022 - 23 (Quantity in Tonnes)

Sl. No.	From State ----->>> / To State ->	Principal Commodity	CHHATTISGARH	DELHI	GOA	GUJARAT	HARYANA
	1	2	8	9	10	11	12
585	UTTAR PRADESH	AUTO COMPONENTS/PARTS					
586		BULK MINERALS AND ORES				1144725.70	
587		CMNT, CLINKR AND ASBSTOS CMNT	1212516.60			3910.30	28187.00
588		COAL,COKE AND BRIQUITTES ETC	334545.40			3424893.60	
589		FERTILEZERS CRUDE		4694.70		694.20	
590		FERTILEZERS MANUFACTURED				3558557.60	98491.40
591		FLORICLTR PRODUCTS					
592		FRESH VEGETABLES					
593		GRANIT, NATRL STONE AND PRODCT		52569.50			399752.40
594		INDL. MACHNRY FOR DAIRY ETC					2179.50
595		INORGANIC CHEMICALS				97625.50	
596		IRON AND STEEL	390943.80				
597		IRON ORE	23421.30				
598		MOTOR VEHICLE/CARS					
599		OTHER CEREALS					
600		OTHER COMMODITIES	2734.50			460553.30	18903.80
601		OTHER CRUDE MINERALS	19172.20				
602		OTHER JUTE MANUFACTURES					
603		OTHER MISC. ENGINEERING ITEMS					
604		OTHER WOOD AND WOOD PRODUCTS					

Table IV : Inter - State Movements of Goods on Principal Commodities By Rail During 2022 - 23 (Quantity in Tonnes)

Sl. No.	From State ----->>> To State ->	Principal Commodity	CHHATTISGARH	DELHI	GOA	GUJARAT	HARYANA
	1	2	8	9	10	11	12
605	UTTAR PRADESH	PAINT, VARNISH AND ALLID PRODC					192.00
606		PETROLEUM PRODUCTS	81222.70		40668.00	1275808.40	1886102.40
607		PROCESSED MINERALS				127838.10	48740.00
608		PRODUCTS OF IRON AND STEEL	181184.30	1176.00			1879.20
609		PULSES					
610		RAILWY TRNSPRT EQUIPMNTS, PRTS	271.50	45161.80	24235.00	840631.70	545962.00
611		RICE(OTHER THAN BASMOTI)					1053413.60
612		SUGAR					
613		VEGETABLE OILS				43213.10	
614		WHEAT				15325.60	573030.40
615	UTTARAKHAND	CMNT, CLINKR AND ASBSTOS CMNT					
616		COAL,COKE AND BRIQUITTES ETC	39361.20			61816.40	
617		FERTILEZERS CRUDE					
618		FERTILEZERS MANUFACTURED				88777.90	1317.50
619		GRANIT, NATRL STONE AND PRODCT					32798.00
620		IRON AND STEEL					
621		MOLLASES				13638.40	
622		OTHER CEREALS					
623		OTHER COMMODITIES				17225.70	
624		OTHER WOOD AND WOOD PRODUCTS				20422.30	
625		PETROLEUM PRODUCTS					29357.30
626		PROCESSED MINERALS					

Table IV : Inter - State Movements of Goods on Principal Commodities By Rail During 2022 - 23 (Quantity in Tonnes)

Sl. No.	From State ----->>> To State ->	Principal Commodity	CHHATTISGARH	DELHI	GOA	GUJARAT	HARYANA
	1	2	8	9	10	11	12
627	UTTARAKHAND	PRODUCTS OF IRON AND STEEL					
628		RAILWY TRNSPRT EQUIPMNTS, PRTS		1900.50		87091.00	253064.00
629		RICE(OTHER THAN BASMOTI)					
630		WHEAT					18835.50
631	WEST BENGAL	AGRO CHEMICALS				397.10	
632		ALCOHOLIC BEVERAGES					4637.60
633		ALUMINIUM, PRODUCTS OF ALUMINM					
634		BULK MINERALS AND ORES	14627.20			718248.90	
635		CEREAL PREPARATIONS				15.20	
636		CMNT, CLINKR AND ASBSTOS CMNT	9522921.90				
637		COAL,COKE AND BRIQUITTES ETC	17165.00			25362.00	
638		COSMETICS AND TOILETRIES				333.50	
639		COTTON FABRICS, MADEUPS ETC.				1231.80	
640		COTTON RAW INCLD. WASTE				2252.10	
641		DAIRY PRODUCTS				26810.20	
642		DYES				158.10	
643		FERTILEZERS CRUDE				159.00	
644		FERTILEZERS MANUFACTURED	5285.50			206214.80	
645		FLORICLTR PRODUCTS					
646		FRESH VEGETABLES				2747.30	
647		GRANIT, NATRL STONE AND PRODCT					
648		HANDCRFS(EXCL.HANDMADE CRPTS)					

Table IV : Inter - State Movements of Goods on Principal Commodities By Rail During 2022 - 23 (Quantity in Tonnes)

Sl. No.	From State ----->>> / To State ->	Principal Commodity	CHHATTISGARH	DELHI	GOA	GUJARAT	HARYANA
	1	2	8	9	10	11	12
649	WEST BENGAL	INDL. MACHNRY FOR DAIRY ETC					
650		INORGANIC CHEMICALS				23903.00	
651		IRON AND STEEL	127017.80			2695.20	
652		IRON ORE	3956.30				
653		MISC PROCESSED ITEMS	2135.00	1532.00			
654		MOTOR VEHICLE/CARS				681.00	2627.50
655		MOULDED AND EXTRUDED GOODS				78.70	
656		OIL MEALS	2361.10				
657		OTHER CEREALS	1075.00				
658		OTHER COMMODITIES				25141.10	2714.30
659		OTHER CRUDE MINERALS	287962.00				
660		OTHER MISC. ENGINEERING ITEMS	6886.00				
661		OTHER WOOD AND WOOD PRODUCTS					
662		PAINT, VARNISH AND ALLID PRODC					128.00
663		PAPER, PAPER BOARD AND PRODUCT				11518.10	
664		PETROLEUM PRODUCTS	10480.30			4063.00	8664.10
665		PROCESSED FRUITS AND JUICES				75.50	
666		PROCESSED MINERALS	190017.30			103833.20	
667		PRODUCTS OF IRON AND STEEL	100644.30			19451.50	
668		PULP AND WASTE PAPER					
669		PULSES		630.60			
670		RAILWY TRNSPRT EQUIPMNTS, PRTS	269809.90	87909.70	36401.10	950357.90	5951.80
671		RICE(OTHER THAN BASMOTI)	314779.60	312.50			68493.00
672		SUGAR					11700.00
673		VEGETABLE OILS				2737.10	
674		WHEAT				32098.20	170934.00
675	Grand Total --->>		171759392.60	2122567.80	11710282.50	83758008.00	21851489.40

Table IV : Inter - State Movements of Goods on Principal Commodities By Rail During 2022 - 23 (Quantity in Tonnes)

Sl. No.	From State ----->>> To State ->	Principal Commodity	HIMACHAL PRADESH	JAMMU AND KASHMIR	JHARKHAND	KARNATAKA	KERALA
	1	2	13	14	15	16	17
1	ANDHRA PRADESH	ALUMINIUM, PRODUCTS OF ALUMINM					
2		BULK MINERALS AND ORES				10379.80	
3		CMNT, CLINKR AND ASBSTOS CMNT				1936.20	
4		COAL,COKE AND BRIQUITTES ETC			634121.30	2079.70	
5		FERTILEZERS MANUFACTURED				56189.90	236030.00
6		GRANIT, NATRL STONE AND PRODCT				160687.20	
7		INDL. MACHNRY FOR DAIRY ETC				230.00	
8		INORGANIC CHEMICALS					
9		IRON AND STEEL			107015.80	13189.10	
10		IRON ORE				2416091.00	
11		MISC PROCESSED ITEMS					
12		OIL MEALS					
13		OTHER CEREALS				226539.10	
14		OTHER COMMODITIES					
15		OTHER CRUDE MINERALS				317738.90	
16		OTHER MISC. ENGINEERING ITEMS					
17		OTHER WOOD AND WOOD PRODUCTS					
18		PETROLEUM PRODUCTS				169641.70	105825.30
19		PROCESSED MINERALS			66653.60	2526.40	66.00
20		PRODUCTS OF IRON AND STEEL					

Table IV : Inter - State Movements of Goods on Principal Commodities By Rail During 2022 - 23 (Quantity in Tonnes)

Sl. No.	From State ----->>> To State ->	Principal Commodity	HIMACHAL PRADESH	JAMMU AND KASHMIR	JHARKHAND	KARNATAKA	KERALA
	1	2	13	14	15	16	17
21	ANDHRA PRADESH	RAILWY TRNSPRT EQUIPMNTS, PRTS			810.00	3676.00	
22		RICE(OTHER THAN BASMOTI)			18279.10		
23		SUGAR				209214.90	
24		WHEAT					
25	ARUNACHAL PRADESH	OTHER WOOD AND WOOD PRODUCTS					
26		PETROLEUM PRODUCTS					
27		RICE(OTHER THAN BASMOTI)					
28	ASSAM	AGRO CHEMICALS					
29		ALCOHOLIC BEVERAGES					
30		ATM, INJCTNG MLDING MCHNRY ETC					
31		BULK MINERALS AND ORES					
32		CERAMICS AND ALLIED PRODUCTS					
33		CEREAL PREPARATIONS					
34		CMNT, CLINKR AND ASBSTOS CMNT			45362.10		
35		COAL,COKE AND BRIQUITTES ETC			1692852.00		
36		COSMETICS AND TOILETRIES					
37		COTTON FABRICS, MADEUPS ETC.					
38		COTTON RAW INCLD. WASTE					
39		DAIRY PRODUCTS					
40		FERTILEZERS CRUDE					

Table IV : Inter - State Movements of Goods on Principal Commodities By Rail During 2022 - 23 (Quantity in Tonnes)

Sl. No.	From State ----->>> To State ->	Principal Commodity	HIMACHAL PRADESH	JAMMU AND KASHMIR	JHARKHAND	KARNATAKA	KERALA
	1	2	13	14	15	16	17
41	ASSAM	FERTILEZERS MANUFACTURED					
42		FLORICLTR PRODUCTS					
43		FRESH FRUITS					
44		FRESH VEGETABLES					
45		GRANIT, NATRL STONE AND PRODCT			145649.20		
46		INDL. MACHNRY FOR DAIRY ETC				2628.50	626.80
47		INORGANIC CHEMICALS					
48		IRON AND STEEL			252023.10		
49		MILLED PRODUCTS					
50		MISC PROCESSED ITEMS				31672.50	
51		MOLLASES					
52		MOTOR VEHICLE/CARS				1780.80	
53		MOULDED AND EXTRUDED GOODS					
54		OIL MEALS					
55		OTHER CEREALS				2647.10	
56		OTHER COMMODITIES					
57		OTHER CONSTRUCTION MACHINERY					
58		OTHER CRUDE MINERALS			1255.50		
59		OTHER MISC. ENGINEERING ITEMS			278732.90		
60		OTHER OIL SEEDS					

Table IV : Inter - State Movements of Goods on Principal Commodities By Rail During 2022 - 23 (Quantity in Tonnes)

Sl. No.	From State ----->>> To State ->	Principal Commodity	HIMACHAL PRADESH	JAMMU AND KASHMIR	JHARKHAND	KARNATAKA	KERALA
	1	2	13	14	15	16	17
61	ASSAM	OTHER WOOD AND WOOD PRODUCTS					
62		PAINT, VARNISH AND ALLID PRODC					
63		PAPER, PAPER BOARD AND PRODUCT					
64		PETROLEUM PRODUCTS					
65		PETROLEUM: CRUDE					
66		PLASTIC RAW MATERIALS					
67		PLYWOOD AND ALLIED PRODUCTS					
68		PROCESSED FRUITS AND JUICES					
69		PROCESSED MINERALS					
70		PRODUCTS OF IRON AND STEEL			127.80		
71		PULSES					
72		RAILWY TRNSPRT EQUIPMNTS, PRTS			2359.60		
73		RICE -BASMOTI					
74		RICE(OTHER THAN BASMOTI)				2655.00	
75		SPICES					
76		SUGAR				166305.80	
77		TWO AND THREE WHEELERS					
78		VEGETABLE OILS					
79		WHEAT			1331.60		

Table IV : Inter - State Movements of Goods on Principal Commodities By Rail During 2022 - 23 (Quantity in Tonnes)

Sl. No.	From State ----->>> To State ->	Principal Commodity	HIMACHAL PRADESH	JAMMU AND KASHMIR	JHARKHAND	KARNATAKA	KERALA
	1	2	13	14	15	16	17
80	BIHAR	ATM, INJCTNG MLDING MCHNRY ETC					
81		BULK MINERALS AND ORES					
82		CASTOR OIL					
83		CMNT, CLINKR AND ASBSTOS CMNT			5761499.20		
84		COAL,COKE AND BRIQUITTES ETC			22364019.20		
85		COTTON FABRICS, MADEUPS ETC.					
86		COTTON RAW INCLD. WASTE					
87		FERTILEZERS CRUDE					
88		FERTILEZERS MANUFACTURED			58692.60		8590.00
89		FRESH VEGETABLES					
90		GRANIT, NATRL STONE AND PRODCT			11519948.40		
91		HANDCRFS(EXCL.HANDMADE CRPTS)					
92		INDL. MACHNRY FOR DAIRY ETC					
93		INORGANIC CHEMICALS					
94		IRON AND STEEL			326274.60	33718.20	
95		IRON ORE					
96		MANMADE YARN,FABRICS,MADEUPS					
97		MISC PROCESSED ITEMS				6713.20	
98		MOTOR VEHICLE/CARS				460.00	
99		MOULDED AND EXTRUDED GOODS					

Table IV : Inter - State Movements of Goods on Principal Commodities By Rail During 2022 - 23 (Quantity in Tonnes)

Sl. No.	From State ----->>> To State -v	Principal Commodity	HIMACHAL PRADESH	JAMMU AND KASHMIR	JHARKHAND	KARNATAKA	KERALA
	1	2	13	14	15	16	17
100	BIHAR	OIL MEALS					
101		OTHER CEREALS					
102		OTHER COMMODITIES					
103		OTHER CRUDE MINERALS			494569.60		
104		OTHER JUTE MANUFACTURES					
105		OTHER OIL SEEDS					
106		OTHER WOOD AND WOOD PRODUCTS					
107		PAINT, VARNISH AND ALLID PRODC					
108		PETROLEUM PRODUCTS					
109		PROCESSED MINERALS		11393.00	193654.40		
110		PRODUCTS OF IRON AND STEEL			3152.50		
111		PULSES					
112		RAILWY TRNSPRT EQUIPMNTS, PRTS				1682.50	
113		RICE(OTHER THAN BASMOTI)					
114		SPICES					
115		SUGAR				247862.20	
116		TWO AND THREE WHEELERS					
117		VEGETABLE OILS					
118		WHEAT			1362.00		

Table IV : Inter - State Movements of Goods on Principal Commodities By Rail During 2022 - 23 (Quantity in Tonnes)

Sl. No.	From State ----->>> To State ->	Principal Commodity	HIMACHAL PRADESH	JAMMU AND KASHMIR	JHARKHAND	KARNATAKA	KERALA
	1	2	13	14	15	16	17
119	CHANDIGARH	BULK MINERALS AND ORES					
120		CMNT, CLINKR AND ASBSTOS CMNT					
121		COAL,COKE AND BRIQUITTES ETC					
122		FERTILEZERS MANUFACTURED					
123		GRANIT, NATRL STONE AND PRODCT					
124		IRON AND STEEL			116158.60		
125		MOTOR VEHICLE/CARS				560.00	
126		PETROLEUM PRODUCTS					
127		PROCESSED MINERALS					
128		PRODUCTS OF IRON AND STEEL			63.50		
129	CHHATTISGARH	ALCOHOLIC BEVERAGES					
130		ALUMINIUM, PRODUCTS OF ALUMINM					
131		ATM, INJCTNG MLDING MCHNRY ETC					
132		BULK MINERALS AND ORES				14209.10	
133		CMNT, CLINKR AND ASBSTOS CMNT			4714.50		
134		COAL,COKE AND BRIQUITTES ETC			1742913.60	12805.40	
135		FERTILEZERS CRUDE					
136		FERTILEZERS MANUFACTURED			20826.00		
137		GRANIT, NATRL STONE AND PRODCT					
138		INDL. MACHNRY FOR DAIRY ETC				230.00	
139		INORGANIC CHEMICALS					
140		IRON AND STEEL			158872.40	11184.40	

Table IV : Inter - State Movements of Goods on Principal Commodities By Rail During 2022 - 23 (Quantity in Tonnes)

Sl. No.	From State ----->>> To State ->	Principal Commodity	HIMACHAL PRADESH	JAMMU AND KASHMIR	JHARKHAND	KARNATAKA	KERALA
	1	2	13	14	15	16	17
141	CHHATTISGARH	IRON ORE			608258.40	18598.50	
142		MOTOR VEHICLE/CARS				230.00	
143		OTHER CEREALS					
144		OTHER COMMODITIES					
145		OTHER CRUDE MINERALS			15285.00		
146		OTHER JUTE MANUFACTURES					
147		OTHER MISC. ENGINEERING ITEMS			4038.60		
148		OTHER OIL SEEDS					
149		OTHER WOOD AND WOOD PRODUCTS					
150		PETROLEUM PRODUCTS				11140.20	
151		PROCESSED MINERALS			202481.20		
152		PRODUCTS OF IRON AND STEEL					
153		RAILWY TRNSPRT EQUIPMNTS, PRTS			3931.40	223.20	
154		RICE(OTHER THAN BASMOTI)					
155		WHEAT					
156	DELHI	BULK MINERALS AND ORES					
157		CMNT, CLINKR AND ASBSTOS CMNT	1530.00		787.80		
158		FRESH FRUITS					
159		FRESH VEGETABLES					
160		GRANIT, NATRL STONE AND PRODCT					

Table IV : Inter - State Movements of Goods on Principal Commodities By Rail During 2022 - 23 (Quantity in Tonnes)

Sl. No.	From State ----->>> To State ->	Principal Commodity	HIMACHAL PRADESH	JAMMU AND KASHMIR	JHARKHAND	KARNATAKA	KERALA
	1	2	13	14	15	16	17
161	DELHI	INORGANIC CHEMICALS					
162		IRON AND STEEL			258939.60		
163		MOTOR VEHICLE/CARS					
164		OIL MEALS					
165		OTHER COMMODITIES					
166		OTHER WOOD AND WOOD PRODUCTS					
167		PETROLEUM PRODUCTS					
168		PRODUCTS OF IRON AND STEEL			4398.50		
169		PULSES					
170		RAILWY TRNSPRT EQUIPMNTS, PRTS			591.80		
171		SUGAR				2655.60	
172		VEGETABLE OILS					
173		WHEAT					
174	GOA	CMNT, CLINKR AND ASBSTOS CMNT				337030.30	
175		GRANIT, NATRL STONE AND PRODCT				110607.20	
176		IRON AND STEEL				781807.90	
177		IRON ORE				830314.60	
178		PRODUCTS OF IRON AND STEEL					
179		RAILWY TRNSPRT EQUIPMNTS, PRTS				9585.70	
180		RICE(OTHER THAN BASMOTI)					
181		WHEAT					

Table IV : Inter - State Movements of Goods on Principal Commodities By Rail During 2022 - 23 (Quantity in Tonnes)

Sl. No.	From State ----->>> To State ->	Principal Commodity	HIMACHAL PRADESH	JAMMU AND KASHMIR	JHARKHAND	KARNATAKA	KERALA
	1	2	13	14	15	16	17
182	GUJARAT	AUTO COMPONENTS/PARTS					
183		BULK MINERALS AND ORES					
184		CMNT, CLINKR AND ASBSTOS CMNT				5490.60	
185		COAL,COKE AND BRIQUITTES ETC			3939.80		
186		FERTILEZERS MANUFACTURED					
187		GRANIT, NATRL STONE AND PRODCT					
188		INDL. MACHNRY FOR DAIRY ETC				2300.00	
189		INORGANIC CHEMICALS					
190		IRON AND STEEL			91143.20	593029.10	
191		IRON ORE				81586.40	
192		MILLED PRODUCTS					
193		MISC PROCESSED ITEMS					
194		MOTOR VEHICLE/CARS					
195		OIL MEALS					
196		OTHER CEREALS					
197		OTHER COMMODITIES					
198		OTHER CONSTRUCTION MACHINERY					
199		OTHER MISC. ENGINEERING ITEMS					
200		OTHER WOOD AND WOOD PRODUCTS					

Table IV : Inter - State Movements of Goods on Principal Commodities By Rail During 2022 - 23 (Quantity in Tonnes)

Sl. No.	From State ----->>> / To State ->	Principal Commodity	HIMACHAL PRADESH	JAMMU AND KASHMIR	JHARKHAND	KARNATAKA	KERALA
	1	2	13	14	15	16	17
201	GUJARAT	PETROLEUM PRODUCTS					
202		PROCESSED MINERALS					
203		PRODUCTS OF IRON AND STEEL			60.60		
204		PULSES					
205		RAILWY TRNSPRT EQUIPMNTS, PRTS			7726.40	41436.20	587.90
206		RESIDUL CHEMICL AND ALLED PROD					
207		RICE(OTHER THAN BASMOTI)					
208		SUGAR				67109.40	
209		WHEAT					
210	HARYANA	ATM, INJCTNG MLDING MCHNRY ETC					
211		BICYCLE AND PARTS					
212		BULK MINERALS AND ORES					
213		CMNT, CLINKR AND ASBSTOS CMNT	1360.00				
214		COAL,COKE AND BRIQUITTES ETC			11752361.50		
215		FERTILEZERS CRUDE					
216		FERTILEZERS MANUFACTURED					
217		GRANIT, NATRL STONE AND PRODCT		2744.00			
218		INDL. MACHNRY FOR DAIRY ETC				1562.00	
219		INORGANIC CHEMICALS					
220		IRON AND STEEL			1753685.70	488713.90	

Table IV : Inter - State Movements of Goods on Principal Commodities By Rail During 2022 - 23 (Quantity in Tonnes)

Sl. No.	From State ----->>> To State ->	Principal Commodity	HIMACHAL PRADESH	JAMMU AND KASHMIR	JHARKHAND	KARNATAKA	KERALA
	1	2	13	14	15	16	17
221		MOTOR VEHICLE/CARS				32958.50	
222		OIL MEALS					
223		OTHER CEREALS					
224		OTHER COMMODITIES					
225		OTHER CONSTRUCTION MACHINERY				200.00	
226		OTHER JUTE MANUFACTURES					
227		OTHER MISC. ENGINEERING ITEMS					
228		OTHER WOOD AND WOOD PRODUCTS					
229		PETROLEUM PRODUCTS					
230		PROCESSED MINERALS					
231		PRODUCTS OF IRON AND STEEL			8689.60		
232		PULSES					
233		RAILWY TRNSPRT EQUIPMNTS, PRTS					
234		RESIDUL CHEMICL AND ALLED PROD					
235		RICE(OTHER THAN BASMOTI)					
236		TWO AND THREE WHEELERS				293.40	
237		WHEAT					
238	HIMACHAL PRADESH	GRANIT, NATRL STONE AND PRODCT					

Table IV : Inter - State Movements of Goods on Principal Commodities By Rail During 2022 - 23 (Quantity in Tonnes)

Sl. No.	From State ----->>> To State ->	Principal Commodity	HIMACHAL PRADESH	JAMMU AND KASHMIR	JHARKHAND	KARNATAKA	KERALA
	1	2	13	14	15	16	17
239	JAMMU AND KASHMIR	BULK MINERALS AND ORES					
240		CMNT, CLINKR AND ASBSTOS CMNT					
241		FERTILEZERS MANUFACTURED					
242		FLORICLTR PRODUCTS					
243		FRESH VEGETABLES					
244		GRANIT, NATRL STONE AND PRODCT		15428.00			
245		INDL. MACHNRY FOR DAIRY ETC					
246		MOTOR VEHICLE/CARS					
247		OTHER CRUDE MINERALS					
248		PETROLEUM PRODUCTS					
249		PRODUCTS OF IRON AND STEEL					
250		RICE(OTHER THAN BASMOTI)					
251		WHEAT					
252	JHARKHAND	ALCOHOLIC BEVERAGES					
253		BULK MINERALS AND ORES			1163523.30		
254		CMNT, CLINKR AND ASBSTOS CMNT			789028.00		
255		COAL,COKE AND BRIQUITTES ETC			19443535.30		
256		FERTILEZERS CRUDE					
257		FERTILEZERS MANUFACTURED			3906.50		
258		FRESH VEGETABLES					
259		GRANIT, NATRL STONE AND PRODCT			778548.20		
260		INDL. MACHNRY FOR DAIRY ETC					

Table IV : Inter - State Movements of Goods on Principal Commodities By Rail During 2022 - 23 (Quantity in Tonnes)

Sl. No.	From State ----->>> / To State ->	Principal Commodity	HIMACHAL PRADESH	JAMMU AND KASHMIR	JHARKHAND	KARNATAKA	KERALA
	1	2	13	14	15	16	17
261	JHARKHAND	INORGANIC CHEMICALS			58936.00		
262		IRON AND STEEL			123271.40		
263		IRON ORE			19653609.20	23302.70	
264		MISC PROCESSED ITEMS				3815.40	
265		MOTOR VEHICLE/CARS				1450.10	
266		OTHER COMMODITIES					
267		OTHER CRUDE MINERALS			2241690.20		
268		OTHER MISC. ENGINEERING ITEMS			152929.80		
269		PETROLEUM PRODUCTS					
270		PROCESSED MINERALS			17098.80		
271		PRODUCTS OF IRON AND STEEL			87295.80		
272		RAILWY TRNSPRT EQUIPMNTS, PRTS			73.50		
273		RICE(OTHER THAN BASMOTI)					
274		SUGAR				5329.20	
275		WHEAT					
276	KARNATAKA	ALCOHOLIC BEVERAGES					
277		ATM, INJCTNG MLDING MCHNRY ETC					
278		AUTO COMPONENTS/PARTS					
279		BOOKS, PUBLICATIONS AND PRNTNG					
280		BULK MINERALS AND ORES					

Table IV : Inter - State Movements of Goods on Principal Commodities By Rail During 2022 - 23 (Quantity in Tonnes)

Sl. No.	From State ----->>> To State -<	Principal Commodity	HIMACHAL PRADESH	JAMMU AND KASHMIR	JHARKHAND	KARNATAKA	KERALA
	1	2	13	14	15	16	17
281	KARNATAKA	CMNT, CLINKR AND ASBSTOS CMNT				2199270.70	
282		COAL,COKE AND BRIQUITTES ETC			547500.60	2221230.90	
283		ELECTRIC MACHINERY AND EQUIPME					
284		FERTILEZERS CRUDE					
285		FERTILEZERS MANUFACTURED				645368.20	270746.00
286		FRESH FRUITS					
287		FRESH VEGETABLES					
288		GRANIT, NATRL STONE AND PRODCT				604333.00	4475.70
289		INDL. MACHNRY FOR DAIRY ETC				2035.40	
290		INORGANIC CHEMICALS					
291		IRON AND STEEL			194958.80	1248412.90	
292		IRON ORE				12307626.20	
293		MISC PROCESSED ITEMS					
294		MOTOR VEHICLE/CARS					
295		OIL MEALS					
296		OTHER CEREALS				121933.10	
297		OTHER COMMODITIES					
298		OTHER CONSTRUCTION MACHINERY					
299		OTHER CRUDE MINERALS				372775.80	
300		OTHER MISC. ENGINEERING ITEMS				688095.50	

Table IV : Inter - State Movements of Goods on Principal Commodities By Rail During 2022 - 23 (Quantity in Tonnes)

Sl. No.	From State ----->>> / To State <-	Principal Commodity	HIMACHAL PRADESH	JAMMU AND KASHMIR	JHARKHAND	KARNATAKA	KERALA
	1	2	13	14	15	16	17
301	KARNATAKA	OTHER WOOD AND WOOD PRODUCTS					
302		PETROLEUM PRODUCTS				2986976.40	359080.20
303		PROCESSED MINERALS				58059.20	2302.00
304		PRODUCTS OF IRON AND STEEL			2518.20	110573.70	2818.20
305		RAILWY TRNSPRT EQUIPMNTS, PRTS				15015.50	387.80
306		RICE(OTHER THAN BASMOTI)					
307		SUGAR				10586.80	
308		TWO AND THREE WHEELERS					
309		WHEAT				3390.20	
310	KERALA	ALCOHOLIC BEVERAGES					
311		BULK MINERALS AND ORES					
312		CMNT, CLINKR AND ASBSTOS CMNT				470086.40	
313		COAL,COKE AND BRIQUITTES ETC					
314		CRANES, LIFTS AND WINCHES					
315		FERTILEZERS MANUFACTURED				53103.80	23933.00
316		GRANIT, NATRL STONE AND PRODCT				21755.00	141461.60
317		INDL. MACHNRY FOR DAIRY ETC					
318		IRON AND STEEL			2626.10	48964.70	
319		MISC PROCESSED ITEMS					
320		MOTOR VEHICLE/CARS				250.00	

Table IV : Inter - State Movements of Goods on Principal Commodities By Rail During 2022 - 23 (Quantity in Tonnes)

Sl. No.	From State ----->>> To State ->	Principal Commodity	HIMACHAL PRADESH	JAMMU AND KASHMIR	JHARKHAND	KARNATAKA	KERALA
	1	2	13	14	15	16	17
321	KERALA	OIL MEALS					
322		OTHER CEREALS				7974.00	
323		OTHER COMMODITIES					
324		PETROLEUM PRODUCTS				17422.60	744365.30
325		PROCESSED MINERALS					97215.00
326		PRODUCTS OF IRON AND STEEL			513.90		939.20
327		RAILWY TRNSPRT EQUIPMNTS, PRTS				37.80	
328		RICE(OTHER THAN BASMOTI)					1393.00
329		WHEAT					3653.90
330	MADHYA PRADESH	ALCOHOLIC BEVERAGES					
331		BULK MINERALS AND ORES					
332		CMNT, CLINKR AND ASBSTOS CMNT				8246.40	
333		COAL,COKE AND BRIQUITTES ETC			2932280.80		
334		FERTILEZERS CRUDE					
335		FERTILEZERS MANUFACTURED			9243.00		
336		GRANIT, NATRL STONE AND PRODCT			9495.60		
337		INDL. MACHNRY FOR DAIRY ETC				3045.20	
338		INORGANIC CHEMICALS					
339		IRON AND STEEL			158812.20	45901.80	
340		IRON ORE			3891.60		

Table IV : Inter - State Movements of Goods on Principal Commodities By Rail During 2022 - 23 (Quantity in Tonnes)

Sl. No.	From State ----->>> To State ->	Principal Commodity	HIMACHAL PRADESH	JAMMU AND KASHMIR	JHARKHAND	KARNATAKA	KERALA
	1	2	13	14	15	16	17
341	MADHYA PRADESH	MOTOR VEHICLE/CARS				460.00	
342		ORGANIC CHEMICALS					
343		OTHER CEREALS					
344		OTHER CRUDE MINERALS					
345		OTHER JUTE MANUFACTURES					
346		OTHER MISC. ENGINEERING ITEMS					
347		OTHER OIL SEEDS					
348		OTHER WOOD AND WOOD PRODUCTS				800.00	
349		PETROLEUM PRODUCTS				28786.80	
350		PROCESSED MINERALS			146629.00		
351		PRODUCTS OF IRON AND STEEL					
352		RAILWY TRNSPRT EQUIPMNTS, PRTS			1854.00	948.60	552.20
353		RICE(OTHER THAN BASMOTI)					
354		TWO AND THREE WHEELERS					
355		WHEAT					
356	MAHARASHTRA	ATM, INJCTNG MLDING MCHNRY ETC					
357		BULK MINERALS AND ORES				130258.70	
358		CMNT, CLINKR AND ASBSTOS CMNT				9927275.90	
359		COAL,COKE AND BRIQUITTES ETC			400139.20	33323.60	
360		COSMETICS AND TOILETRIES					

Table IV : Inter - State Movements of Goods on Principal Commodities By Rail During 2022 - 23 (Quantity in Tonnes)

Sl. No.	From State ----->>> To State ->	Principal Commodity	HIMACHAL PRADESH	JAMMU AND KASHMIR	JHARKHAND	KARNATAKA	KERALA
	1	2	13	14	15	16	17
361	MAHARASHTRA	ELECTRIC MACHINERY AND EQUIPME					
362		FERTILEZERS CRUDE					
363		FERTILEZERS MANUFACTURED				58262.00	1335.00
364		FRESH VEGETABLES					
365		GRANIT, NATRL STONE AND PRODCT				34846.00	
366		INDL. MACHNRY FOR DAIRY ETC					
367		INORGANIC CHEMICALS					
368		IRON AND STEEL			1471694.20	1147523.30	
369		IRON ORE			3775.40	814876.40	
370		MILLED PRODUCTS					
371		MISC PROCESSED ITEMS				8046.00	
372		MOTOR VEHICLE/CARS			3156.10		
373		OIL MEALS					
374		OTHER CEREALS				23877.40	
375		OTHER COMMODITIES					
376		OTHER CRUDE MINERALS					
377		OTHER MISC. ENGINEERING ITEMS					
378		OTHER OIL SEEDS					
379		OTHER WOOD AND WOOD PRODUCTS					
380		PETROLEUM PRODUCTS				339715.10	

Table IV : Inter - State Movements of Goods on Principal Commodities By Rail During 2022 - 23 (Quantity in Tonnes)

Sl. No.	From State ----->>> To State ->	Principal Commodity	HIMACHAL PRADESH	JAMMU AND KASHMIR	JHARKHAND	KARNATAKA	KERALA
	1	2	13	14	15	16	17
381	MAHARASHTRA	PROCESSED MINERALS			83716.50		
382		PRODUCTS OF IRON AND STEEL			2181.80	18932.00	
383		RAILWY TRNSPRT EQUIPMNTS, PRTS				581015.80	629.20
384		RICE(OTHER THAN BASMOTI)					
385		SUGAR				302139.40	
386		TWO AND THREE WHEELERS					
387		VEGETABLE OILS				2138.90	
388		WHEAT					
389	MANIPUR	CMNT, CLINKR AND ASBSTOS CMNT					
390		FERTILEZERS MANUFACTURED					
391		GRANIT, NATRL STONE AND PRODCT			46329.80		
392		PROCESSED MINERALS					
393		PRODUCTS OF IRON AND STEEL					
394		RAILWY TRNSPRT EQUIPMNTS, PRTS					
395		RICE(OTHER THAN BASMOTI)					
396	MIZORAM	CMNT, CLINKR AND ASBSTOS CMNT					
397		FERTILEZERS MANUFACTURED					
398		GRANIT, NATRL STONE AND PRODCT			15494.10		
399		PROCESSED MINERALS					
400		PRODUCTS OF IRON AND STEEL					

Table IV : Inter - State Movements of Goods on Principal Commodities By Rail During 2022 - 23 (Quantity in Tonnes)

Sl. No.	From State ----->>> / To State ->	Principal Commodity	HIMACHAL PRADESH	JAMMU AND KASHMIR	JHARKHAND	KARNATAKA	KERALA
	1	2	13	14	15	16	17
401	MIZORAM	RAILWY TRNSPRT EQUIPMNTS, PRTS					
402		RICE(OTHER THAN BASMOTI)					
403		WHEAT					
404	NAGALAND	BULK MINERALS AND ORES					
405		CEREAL PREPARATIONS					
406		CMNT, CLINKR AND ASBSTOS CMNT					
407		COTTON FABRICS, MADEUPS ETC.					
408		ELECTRIC MACHINERY AND EQUIPME					
409		FRESH FRUITS					
410		FRESH VEGETABLES					
411		GRANIT, NATRL STONE AND PRODCT					
412		MISC PROCESSED ITEMS					
413		MOLLASES					
414		OTHER COMMODITIES					
415		PAPER, PAPER BOARD AND PRODUCT					
416		PETROLEUM PRODUCTS					
417		PLASTIC RAW MATERIALS					
418		PRODUCTS OF IRON AND STEEL					
419		PULSES					
420		RICE(OTHER THAN BASMOTI)					

Table IV : Inter - State Movements of Goods on Principal Commodities By Rail During 2022 - 23 (Quantity in Tonnes)

Sl. No.	From State ----->>> / To State ->	Principal Commodity	HIMACHAL PRADESH	JAMMU AND KASHMIR	JHARKHAND	KARNATAKA	KERALA
	1	2	13	14	15	16	17
421	NAGALAND	SPICES					
422		SUGAR				4252.00	
423		VEGETABLE OILS					
424		WHEAT					
425	ODISHA	AGRO CHEMICALS					
426		ALCOHOLIC BEVERAGES					
427		BULK MINERALS AND ORES					
428		CMNT, CLINKR AND ASBSTOS CMNT			34659.30		
429		COAL,COKE AND BRIQUITTES ETC			3115680.90	3731.30	
430		DAIRY PRODUCTS					
431		FERTILEZERS MANUFACTURED			13455.00		2664.00
432		GRANIT, NATRL STONE AND PRODCT			88124.40		
433		INDL. MACHNRY FOR DAIRY ETC				441.60	
434		INORGANIC CHEMICALS			115540.00		
435		IRON AND STEEL			448698.40	23654.00	
436		IRON ORE			2762401.40	3968.40	
437		MISC PROCESSED ITEMS					
438		MOLLASES					
439		MOTOR VEHICLE/CARS					
440		MOULDED AND EXTRUDED GOODS					

Table IV : Inter - State Movements of Goods on Principal Commodities By Rail During 2022 - 23 (Quantity in Tonnes)

Sl. No.	From State ----->>> To State ->	Principal Commodity	HIMACHAL PRADESH	JAMMU AND KASHMIR	JHARKHAND	KARNATAKA	KERALA
	1	2	13	14	15	16	17
441	ODISHA	OTHER COMMODITIES					
442		OTHER CRUDE MINERALS			45772.60		
443		OTHER MISC. ENGINEERING ITEMS			8154.60		
444		OTHER WOOD AND WOOD PRODUCTS					
445		PAINT, VARNISH AND ALLID PRODC					
446		PAPER, PAPER BOARD AND PRODUCT					
447		PETROLEUM PRODUCTS					
448		PROCESSED MINERALS			371080.40		
449		PRODUCTS OF IRON AND STEEL			1386.00		
450		RAILWY TRNSPRT EQUIPMNTS, PRTS			2574.00	12886.10	
451		RICE(OTHER THAN BASMOTI)					
452		SUGAR				10641.00	
453		VEGETABLE OILS				2151.60	
454		WHEAT					
455	PUDUCHERRY	IRON AND STEEL				2978.30	
456	PUNJAB	BULK MINERALS AND ORES					
457		CMNT, CLINKR AND ASBSTOS CMNT	37859.60				
458		COAL,COKE AND BRIQUITTES ETC			8578689.70		
459		FERTILEZERS CRUDE					
460		FERTILEZERS MANUFACTURED					

Table IV : Inter - State Movements of Goods on Principal Commodities By Rail During 2022 - 23 (Quantity in Tonnes)

Sl. No.	From State ----->>> To State ->	Principal Commodity	HIMACHAL PRADESH	JAMMU AND KASHMIR	JHARKHAND	KARNATAKA	KERALA
	1	2	13	14	15	16	17
461	PUNJAB	FRESH VEGETABLES					
462		GRANIT, NATRL STONE AND PRODCT		166091.00			
463		INDL. MACHNRY FOR DAIRY ETC					
464		INORGANIC CHEMICALS					
465		IRON AND STEEL			740583.50	227914.50	
466		IRON ORE					
467		MISC PROCESSED ITEMS					
468		MOTOR VEHICLE/CARS					
469		OTHER CEREALS					
470		OTHER COMMODITIES					
471		OTHER CRUDE MINERALS					
472		OTHER JUTE MANUFACTURES					
473		OTHER MISC. ENGINEERING ITEMS					
474		OTHER WOOD AND WOOD PRODUCTS					
475		PETROLEUM PRODUCTS			3999.50		
476		PROCESSED MINERALS		174162.00			
477		PRODUCTS OF IRON AND STEEL		939.60	63.00		
478		RAILWY TRNSPRT EQUIPMNTS, PRTS	1210.00			87325.20	
479		RICE(OTHER THAN BASMOTI)					
480		WHEAT					

Table IV : Inter - State Movements of Goods on Principal Commodities By Rail During 2022 - 23 (Quantity in Tonnes)

Sl. No.	From State ----->>> To State ->	Principal Commodity	HIMACHAL PRADESH	JAMMU AND KASHMIR	JHARKHAND	KARNATAKA	KERALA
	1	2	13	14	15	16	17
481	RAJASTHAN	ALUMINIUM, PRODUCTS OF ALUMINM					
482		BULK MINERALS AND ORES					
483		CMNT, CLINKR AND ASBSTOS CMNT					
484		COAL,COKE AND BRIQUITTES ETC			152204.90		
485		FERTILEZERS CRUDE					
486		FERTILEZERS MANUFACTURED					
487		GRANIT, NATRL STONE AND PRODCT					
488		INDL. MACHNRY FOR DAIRY ETC				3790.40	
489		INORGANIC CHEMICALS					
490		IRON AND STEEL			160825.30	9984.50	
491		MISC PROCESSED ITEMS					
492		MOTOR VEHICLE/CARS					
493		OTHER COMMODITIES					
494		OTHER CRUDE MINERALS			4183.90		
495		OTHER MISC. ENGINEERING ITEMS			22222.40		
496		OTHER WOOD AND WOOD PRODUCTS					
497		PETROLEUM PRODUCTS				11389.10	
498		PROCESSED MINERALS		3689.00	151936.50		
499		PRODUCTS OF IRON AND STEEL			185.90		
500		RAILWY TRNSPRT EQUIPMNTS, PRTS				8678.00	
501		RICE(OTHER THAN BASMOTI)					
502		VEGETABLE OILS					
503		WHEAT					

Table IV : Inter - State Movements of Goods on Principal Commodities By Rail During 2022 - 23 (Quantity in Tonnes)

Sl. No.	From State ----->>> To State ->	Principal Commodity	HIMACHAL PRADESH	JAMMU AND KASHMIR	JHARKHAND	KARNATAKA	KERALA
	1	2	13	14	15	16	17
504	TAMIL NADU	ALCOHOLIC BEVERAGES					
505		BULK MINERALS AND ORES					
506		CEREAL PREPARATIONS					
507		CMNT, CLINKR AND ASBSTOS CMNT				679522.60	
508		COAL,COKE AND BRIQUITTES ETC				85614.40	
509		FERTILEZERS MANUFACTURED				145795.50	248816.00
510		GRANIT, NATRL STONE AND PRODCT				4682.90	10153.60
511		INDL. MACHNRY FOR DAIRY ETC				230.00	
512		INORGANIC CHEMICALS					
513		IRON AND STEEL			678002.80	1423458.40	
514		IRON ORE				817467.30	
515		MISC PROCESSED ITEMS					
516		MOTOR VEHICLE/CARS				562.20	
517		OIL MEALS					
518		ORGANIC CHEMICALS					
519		OTHER CEREALS				96087.90	
520		OTHER COMMODITIES					
521		OTHER CRUDE MINERALS				19000.10	
522		OTHER JUTE MANUFACTURES					
523		OTHER MISC. ENGINEERING ITEMS					
524		OTHER OIL SEEDS					

Table IV : Inter - State Movements of Goods on Principal Commodities By Rail During 2022 - 23 (Quantity in Tonnes)

Sl. No.	From State ----->>> To State ->	Principal Commodity	HIMACHAL PRADESH	JAMMU AND KASHMIR	JHARKHAND	KARNATAKA	KERALA
	1	2	13	14	15	16	17
525	TAMIL NADU	OTHER WOOD AND WOOD PRODUCTS					
526		PETROLEUM PRODUCTS				63044.40	1286180.90
527		PROCESSED MINERALS					1269.00
528		PRODUCTS OF IRON AND STEEL			2218.30	3491.00	939.20
529		PULSES					
530		RAILWY TRNSPRT EQUIPMNTS, PRTS			270.00	498428.70	7034.50
531		RESIDUL CHEMICL AND ALLED PROD					
532		RICE(OTHER THAN BASMOTI)					
533		SUGAR				2670.00	
534		WHEAT					
535	TELANGANA	BULK MINERALS AND ORES				30376.60	
536		CMNT, CLINKR AND ASBSTOS CMNT				872854.40	
537		COAL,COKE AND BRIQUITTES ETC					
538		FERTILEZERS MANUFACTURED				51974.30	119876.00
539		GRANIT, NATRL STONE AND PRODCT					
540		INDL. MACHNRY FOR DAIRY ETC					
541		INORGANIC CHEMICALS					
542		IRON AND STEEL			237265.10	493879.70	
543		IRON ORE				3724.40	
544		MISC PROCESSED ITEMS					

Table IV : Inter - State Movements of Goods on Principal Commodities By Rail During 2022 - 23 (Quantity in Tonnes)

Sl. No.	From State ----->>> To State ->	Principal Commodity	HIMACHAL PRADESH	JAMMU AND KASHMIR	JHARKHAND	KARNATAKA	KERALA
	1	2	13	14	15	16	17
545	TELANGANA	MOTOR VEHICLE/CARS					
546		OIL MEALS					
547		OTHER CEREALS					
548		OTHER CONSTRUCTION MACHINERY					
549		OTHER MISC. ENGINEERING ITEMS					
550		PAINT, VARNISH AND ALLID PRODC					
551		PETROLEUM PRODUCTS				135889.80	69843.10
552		PROCESSED MINERALS					122.00
553		PRODUCTS OF IRON AND STEEL			1497.40		
554		RAILWY TRNSPRT EQUIPMNTS, PRTS				4630.80	
555		RICE(OTHER THAN BASMOTI)					
556		WHEAT					
557	TRIPURA	BULK MINERALS AND ORES					
558		CEREAL PREPARATIONS					
559		CMNT, CLINKR AND ASBSTOS CMNT					
560		COAL,COKE AND BRIQUITTES ETC					
561		COSMETICS AND TOILETRIES					
562		FERTILEZERS MANUFACTURED					
563		FRESH VEGETABLES					
564		GRANIT, NATRL STONE AND PRODCT			33017.00		

Table IV : Inter - State Movements of Goods on Principal Commodities By Rail During 2022 - 23 (Quantity in Tonnes)

Sl. No.	From State ----->>> To State ->	Principal Commodity	HIMACHAL PRADESH	JAMMU AND KASHMIR	JHARKHAND	KARNATAKA	KERALA
	1	2	13	14	15	16	17
565	TRIPURA	INDL. MACHNRY FOR DAIRY ETC					117.00
566		MILLED PRODUCTS					
567		MISC PROCESSED ITEMS					
568		MOLLASES					
569		MOTOR VEHICLE/CARS				1035.00	
570		OIL MEALS					
571		OTHER CEREALS					
572		OTHER COMMODITIES					
573		OTHER MISC. ENGINEERING ITEMS					
574		OTHER WOOD AND WOOD PRODUCTS					
575		PAINT, VARNISH AND ALLID PRODC					
576		PETROLEUM PRODUCTS					
577		PROCESSED MINERALS					
578		PRODUCTS OF IRON AND STEEL					
579		PULSES					
580		RAILWY TRNSPRT EQUIPMNTS, PRTS					
581		RICE(OTHER THAN BASMOTI)					
582		SPICES					
583		SUGAR				12418.00	
584		WHEAT					

Table IV : Inter - State Movements of Goods on Principal Commodities By Rail During 2022 - 23 (Quantity in Tonnes)

Sl. No.	From State ----->>> To State ->	Principal Commodity	HIMACHAL PRADESH	JAMMU AND KASHMIR	JHARKHAND	KARNATAKA	KERALA
	1	2	13	14	15	16	17
585	UTTAR PRADESH	AUTO COMPONENTS/PARTS					
586		BULK MINERALS AND ORES			1195124.70		
587		CMNT, CLINKR AND ASBSTOS CMNT	4188.40		249988.60	2578.80	
588		COAL,COKE AND BRIQUITTES ETC			29971867.00		
589		FERTILEZERS CRUDE					
590		FERTILEZERS MANUFACTURED					
591		FLORICLTR PRODUCTS					
592		FRESH VEGETABLES					
593		GRANIT, NATRL STONE AND PRODCT			408352.10		
594		INDL. MACHNRY FOR DAIRY ETC				230.00	
595		INORGANIC CHEMICALS			2597.00		
596		IRON AND STEEL			1476017.30	297270.60	
597		IRON ORE			3716.40		
598		MOTOR VEHICLE/CARS					
599		OTHER CEREALS					
600		OTHER COMMODITIES					
601		OTHER CRUDE MINERALS			3828.00		
602		OTHER JUTE MANUFACTURES					
603		OTHER MISC. ENGINEERING ITEMS					
604		OTHER WOOD AND WOOD PRODUCTS					

Table IV : Inter - State Movements of Goods on Principal Commodities By Rail During 2022 - 23 (Quantity in Tonnes)

Sl. No.	From State ----->>> To State ->	Principal Commodity	HIMACHAL PRADESH	JAMMU AND KASHMIR	JHARKHAND	KARNATAKA	KERALA
	1	2	13	14	15	16	17
605	UTTAR PRADESH	PAINT, VARNISH AND ALLID PRODC					
606		PETROLEUM PRODUCTS					
607		PROCESSED MINERALS		94014.00	76848.50		
608		PRODUCTS OF IRON AND STEEL		939.60	8736.90		
609		PULSES					
610		RAILWY TRNSPRT EQUIPMNTS, PRTS			198.00	42957.90	
611		RICE(OTHER THAN BASMOTI)					
612		SUGAR				1318.80	
613		VEGETABLE OILS				20107.60	
614		WHEAT					
615	UTTARAKHAND	CMNT, CLINKR AND ASBSTOS CMNT			42494.70		
616		COAL,COKE AND BRIQUITTES ETC			160009.10		
617		FERTILEZERS CRUDE					
618		FERTILEZERS MANUFACTURED					
619		GRANIT, NATRL STONE AND PRODCT			3023.20		
620		IRON AND STEEL			7852.20		
621		MOLLASES					
622		OTHER CEREALS					
623		OTHER COMMODITIES					
624		OTHER WOOD AND WOOD PRODUCTS					
625		PETROLEUM PRODUCTS					
626		PROCESSED MINERALS					

Table IV : Inter - State Movements of Goods on Principal Commodities By Rail During 2022 - 23 (Quantity in Tonnes)

Sl. No.	From State ----->>> To State ->	Principal Commodity	HIMACHAL PRADESH	JAMMU AND KASHMIR	JHARKHAND	KARNATAKA	KERALA
	1	2	13	14	15	16	17
627	UTTARAKHAND	PRODUCTS OF IRON AND STEEL					
628		RAILWY TRNSPRT EQUIPMNTS, PRTS					
629		RICE(OTHER THAN BASMOTI)					
630		WHEAT					
631	WEST BENGAL	AGRO CHEMICALS					
632		ALCOHOLIC BEVERAGES					
633		ALUMINIUM, PRODUCTS OF ALUMINM					
634		BULK MINERALS AND ORES				7566.40	
635		CEREAL PREPARATIONS					
636		CMNT, CLINKR AND ASBSTOS CMNT			2588077.20		
637		COAL,COKE AND BRIQUITTES ETC			29510943.80		
638		COSMETICS AND TOILETRIES					
639		COTTON FABRICS, MADEUPS ETC.					
640		COTTON RAW INCLD. WASTE					
641		DAIRY PRODUCTS					
642		DYES					
643		FERTILEZERS CRUDE					
644		FERTILEZERS MANUFACTURED			54814.50		10571.00
645		FLORICLTR PRODUCTS					
646		FRESH VEGETABLES					
647		GRANIT, NATRL STONE AND PRODCT			1091532.40		
648		HANDCRFS(EXCL.HANDMADE CRPTS)					

Table IV : Inter - State Movements of Goods on Principal Commodities By Rail During 2022 - 23 (Quantity in Tonnes)

Sl. No.	From State ----->>> To State ->	Principal Commodity	HIMACHAL PRADESH	JAMMU AND KASHMIR	JHARKHAND	KARNATAKA	KERALA
	1	2	13	14	15	16	17
649	WEST BENGAL	INDL. MACHNRY FOR DAIRY ETC					
650		INORGANIC CHEMICALS					
651		IRON AND STEEL			1251246.40	33711.30	
652		IRON ORE			4255402.10	54956.00	
653		MISC PROCESSED ITEMS				75790.00	
654		MOTOR VEHICLE/CARS					
655		MOULDED AND EXTRUDED GOODS					
656		OIL MEALS					
657		OTHER CEREALS				21150.60	
658		OTHER COMMODITIES				2552.20	
659		OTHER CRUDE MINERALS			917872.70		
660		OTHER MISC. ENGINEERING ITEMS			216297.60		
661		OTHER WOOD AND WOOD PRODUCTS					
662		PAINT, VARNISH AND ALLID PRODC					
663		PAPER, PAPER BOARD AND PRODUCT					
664		PETROLEUM PRODUCTS					
665		PROCESSED FRUITS AND JUICES					
666		PROCESSED MINERALS			12822.60		
667		PRODUCTS OF IRON AND STEEL			25947.70		
668		PULP AND WASTE PAPER					
669		PULSES					
670		RAILWY TRNSPRT EQUIPMNTS, PRTS			10719.50	19291.30	
671		RICE(OTHER THAN BASMOTI)				17448.60	
672		SUGAR				381912.90	
673		VEGETABLE OILS					
674		WHEAT					
675	Grand Total --->>		46148.00	469400.20	202600893.10	52143169.20	3764599.60

Table IV : Inter - State Movements of Goods on Principal Commodities By Rail During 2022 - 23 (Quantity in Tonnes)

Sl. No.	From State ----->>> / To State ->	Principal Commodity	MADHYA PRADESH	MAHARASHTRA	MANIPUR	MIZORAM	NAGALAND
	1	2	18	19	20	21	22
1	ANDHRA PRADESH	ALUMINIUM, PRODUCTS OF ALUMINM					
2		BULK MINERALS AND ORES	116890.80	51655.60			
3		CMNT, CLINKR AND ASBSTOS CMNT		23033.60			
4		COAL,COKE AND BRIQUITTES ETC		18615.70			
5		FERTILEZERS MANUFACTURED	45990.70	171340.60			
6		GRANIT, NATRL STONE AND PRODCT					
7		INDL. MACHNRY FOR DAIRY ETC	912.60				
8		INORGANIC CHEMICALS					
9		IRON AND STEEL					
10		IRON ORE	1320847.10	119816.80			
11		MISC PROCESSED ITEMS	1334.60				
12		OIL MEALS	118325.30	3801.90			
13		OTHER CEREALS	88177.30				
14		OTHER COMMODITIES		1934.00			
15		OTHER CRUDE MINERALS					
16		OTHER MISC. ENGINEERING ITEMS	14224.30	167592.30			
17		OTHER WOOD AND WOOD PRODUCTS					183.00
18		PETROLEUM PRODUCTS		100744.00			
19		PROCESSED MINERALS					
20		PRODUCTS OF IRON AND STEEL		3066.20			

Table IV : Inter - State Movements of Goods on Principal Commodities By Rail During 2022 - 23 (Quantity in Tonnes)

Sl. No.	From State ----->>> / To State ->	Principal Commodity	MADHYA PRADESH	MAHARASHTRA	MANIPUR	MIZORAM	NAGALAND
	1	2	18	19	20	21	22
21	ANDHRA PRADESH	RAILWY TRNSPRT EQUIPMNTS, PRTS	62576.00	450.00			
22		RICE(OTHER THAN BASMOTI)	47351.30	287719.80			
23		SUGAR		567160.40			
24		WHEAT	226347.90	53997.80			
25	ARUNACHAL PRADESH	OTHER WOOD AND WOOD PRODUCTS					
26		PETROLEUM PRODUCTS					
27		RICE(OTHER THAN BASMOTI)					
28	ASSAM	AGRO CHEMICALS					
29		ALCOHOLIC BEVERAGES					
30		ATM, INJCTNG MLDING MCHNRY ETC					
31		BULK MINERALS AND ORES					
32		CERAMICS AND ALLIED PRODUCTS					
33		CEREAL PREPARATIONS					
34		CMNT, CLINKR AND ASBSTOS CMNT	97291.80				
35		COAL,COKE AND BRIQUITTES ETC	3857.40				4575.20
36		COSMETICS AND TOILETRIES					
37		COTTON FABRICS, MADEUPS ETC.					
38		COTTON RAW INCLD. WASTE					
39		DAIRY PRODUCTS					
40		FERTILEZERS CRUDE					

Table IV : Inter - State Movements of Goods on Principal Commodities By Rail During 2022 - 23 (Quantity in Tonnes)

Sl. No.	From State ----->>> To State ->	Principal Commodity	MADHYA PRADESH	MAHARASHTRA	MANIPUR	MIZORAM	NAGALAND
	1	2	18	19	20	21	22
41	ASSAM	FERTILEZERS MANUFACTURED	27319.80				
42		FLORICLTR PRODUCTS		845.00			
43		FRESH FRUITS	2668.70				
44		FRESH VEGETABLES	8824.20	25925.80			
45		GRANIT, NATRL STONE AND PRODCT			6240.00		
46		INDL. MACHNRY FOR DAIRY ETC					
47		INORGANIC CHEMICALS					
48		IRON AND STEEL					
49		MILLED PRODUCTS					
50		MISC PROCESSED ITEMS		61177.40			
51		MOLLASES					
52		MOTOR VEHICLE/CARS		40079.00			
53		MOULDED AND EXTRUDED GOODS					
54		OIL MEALS	5138.60	14344.80			
55		OTHER CEREALS	2577.00				
56		OTHER COMMODITIES	1085.90				
57		OTHER CONSTRUCTION MACHINERY					
58		OTHER CRUDE MINERALS		6605.00			
59		OTHER MISC. ENGINEERING ITEMS	122559.90				
60		OTHER OIL SEEDS					

Table IV : Inter - State Movements of Goods on Principal Commodities By Rail During 2022 - 23 (Quantity in Tonnes)

Sl. No.	From State ----->>> To State ->	Principal Commodity	MADHYA PRADESH	MAHARASHTRA	MANIPUR	MIZORAM	NAGALAND
	1	2	18	19	20	21	22
61	ASSAM	OTHER WOOD AND WOOD PRODUCTS					
62		PAINT, VARNISH AND ALLID PRODC					
63		PAPER, PAPER BOARD AND PRODUCT					
64		PETROLEUM PRODUCTS					
65		PETROLEUM: CRUDE					
66		PLASTIC RAW MATERIALS					
67		PLYWOOD AND ALLIED PRODUCTS					
68		PROCESSED FRUITS AND JUICES					
69		PROCESSED MINERALS					
70		PRODUCTS OF IRON AND STEEL		60819.70			939.60
71		PULSES	10413.40	1823.50			
72		RAILWY TRNSPRT EQUIPMNTS, PRTS	2382.40	14422.20			300.00
73		RICE -BASMOTI					
74		RICE(OTHER THAN BASMOTI)	5271.80	17794.80			
75		SPICES					
76		SUGAR	3812.00	323640.00			
77		TWO AND THREE WHEELERS					
78		VEGETABLE OILS					
79		WHEAT	114806.50				

Table IV : Inter - State Movements of Goods on Principal Commodities By Rail During 2022 - 23 (Quantity in Tonnes)

Sl. No.	From State ----->>> To State ->	Principal Commodity	MADHYA PRADESH	MAHARASHTRA	MANIPUR	MIZORAM	NAGALAND
	1	2	18	19	20	21	22
80	BIHAR	ATM, INJCTNG MLDING MCHNRY ETC					
81		BULK MINERALS AND ORES		300.00			
82		CASTOR OIL					
83		CMNT, CLINKR AND ASBSTOS CMNT	4386876.70	205691.80			
84		COAL,COKE AND BRIQUITTES ETC	1545904.80				66671.80
85		COTTON FABRICS, MADEUPS ETC.					
86		COTTON RAW INCLD. WASTE		374.40			
87		FERTILEZERS CRUDE					
88		FERTILEZERS MANUFACTURED	248160.30	48453.90			
89		FRESH VEGETABLES	10758.90	477373.00			
90		GRANIT, NATRL STONE AND PRODCT	119278.90				
91		HANDCRFS(EXCL.HANDMADE CRPTS)					
92		INDL. MACHNRY FOR DAIRY ETC	3335.40				
93		INORGANIC CHEMICALS					
94		IRON AND STEEL					
95		IRON ORE					
96		MANMADE YARN,FABRICS,MADEUPS		9.60			
97		MISC PROCESSED ITEMS		6723.90			
98		MOTOR VEHICLE/CARS	277.20	19350.50			
99		MOULDED AND EXTRUDED GOODS		1.00			

Table IV : Inter - State Movements of Goods on Principal Commodities By Rail During 2022 - 23 (Quantity in Tonnes)

Sl. No.	From State ----->>> To State ->	Principal Commodity	MADHYA PRADESH	MAHARASHTRA	MANIPUR	MIZORAM	NAGALAND
	1	2	18	19	20	21	22
100	BIHAR	OIL MEALS	63710.80	11794.80			
101		OTHER CEREALS	58860.00				
102		OTHER COMMODITIES		1.00			
103		OTHER CRUDE MINERALS		124912.30			
104		OTHER JUTE MANUFACTURES					
105		OTHER OIL SEEDS	496.00				
106		OTHER WOOD AND WOOD PRODUCTS				500.40	304.00
107		PAINT, VARNISH AND ALLID PRODC	3946.00				
108		PETROLEUM PRODUCTS	2373.00	17044.80			
109		PROCESSED MINERALS					
110		PRODUCTS OF IRON AND STEEL					
111		PULSES		120.00			
112		RAILWY TRNSPRT EQUIPMNTS, PRTS	70772.00				
113		RICE(OTHER THAN BASMOTI)	13999.50				
114		SPICES	64.00				
115		SUGAR		149453.70			
116		TWO AND THREE WHEELERS	302.40				
117		VEGETABLE OILS					
118		WHEAT	613426.60				

Table IV : Inter - State Movements of Goods on Principal Commodities By Rail During 2022 - 23 (Quantity in Tonnes)

Sl. No.	From State ----->>> To State ->	Principal Commodity	MADHYA PRADESH	MAHARASHTRA	MANIPUR	MIZORAM	NAGALAND
	1	2	18	19	20	21	22
119	CHANDIGARH	BULK MINERALS AND ORES					
120		CMNT, CLINKR AND ASBSTOS CMNT					
121		COAL,COKE AND BRIQUITTES ETC	3785.00				
122		FERTILEZERS MANUFACTURED		10614.00			
123		GRANIT, NATRL STONE AND PRODCT					
124		IRON AND STEEL					
125		MOTOR VEHICLE/CARS		4015.00			
126		PETROLEUM PRODUCTS					
127		PROCESSED MINERALS					
128		PRODUCTS OF IRON AND STEEL					
129	CHHATTISGARH	ALCOHOLIC BEVERAGES		3621.40			
130		ALUMINIUM, PRODUCTS OF ALUMINM					
131		ATM, INJCTNG MLDING MCHNRY ETC					
132		BULK MINERALS AND ORES	382643.40	94442.20			
133		CMNT, CLINKR AND ASBSTOS CMNT	60107.10	6793.00			
134		COAL,COKE AND BRIQUITTES ETC	851921.00	237072.70			
135		FERTILEZERS CRUDE	5296.00				
136		FERTILEZERS MANUFACTURED	241159.60	29234.00			
137		GRANIT, NATRL STONE AND PRODCT	38820.20	53235.20			
138		INDL. MACHNRY FOR DAIRY ETC	630.00				
139		INORGANIC CHEMICALS					
140		IRON AND STEEL		76377.40			

Table IV : Inter - State Movements of Goods on Principal Commodities By Rail During 2022 - 23 (Quantity in Tonnes)

Sl. No.	From State ----->>> To State ->	Principal Commodity	MADHYA PRADESH	MAHARASHTRA	MANIPUR	MIZORAM	NAGALAND
	1	2	18	19	20	21	22
141	CHHATTISGARH	IRON ORE	275568.00	608788.50			
142		MOTOR VEHICLE/CARS		400.00			
143		OTHER CEREALS					
144		OTHER COMMODITIES					
145		OTHER CRUDE MINERALS		50970.70			
146		OTHER JUTE MANUFACTURES					
147		OTHER MISC. ENGINEERING ITEMS	15198.40	412701.20			
148		OTHER OIL SEEDS		5261.00			
149		OTHER WOOD AND WOOD PRODUCTS				628.00	
150		PETROLEUM PRODUCTS	2353.50	517785.60			
151		PROCESSED MINERALS	406181.20	15573.80			
152		PRODUCTS OF IRON AND STEEL		1890.00			
153		RAILWY TRNSPRT EQUIPMNTS, PRTS	28756.80	43202.50			
154		RICE(OTHER THAN BASMOTI)	26795.00				
155		WHEAT	53553.00				
156	DELHI	BULK MINERALS AND ORES					
157		CMNT, CLINKR AND ASBSTOS CMNT		20748.10			
158		FRESH FRUITS		42891.00			
159		FRESH VEGETABLES		1680.00			
160		GRANIT, NATRL STONE AND PRODCT					

Table IV : Inter - State Movements of Goods on Principal Commodities By Rail During 2022 - 23 (Quantity in Tonnes)

Sl. No.	From State ----->>> To State ->	Principal Commodity	MADHYA PRADESH	MAHARASHTRA	MANIPUR	MIZORAM	NAGALAND
	1	2	18	19	20	21	22
161	DELHI	INORGANIC CHEMICALS					
162		IRON AND STEEL					
163		MOTOR VEHICLE/CARS		43469.60			
164		OIL MEALS	994.00				
165		OTHER COMMODITIES					
166		OTHER WOOD AND WOOD PRODUCTS				581.80	2435.70
167		PETROLEUM PRODUCTS		11468.00			
168		PRODUCTS OF IRON AND STEEL					
169		PULSES	7479.00				
170		RAILWY TRNSPRT EQUIPMNTS, PRTS	184.00	133908.10			
171		SUGAR					
172		VEGETABLE OILS					
173		WHEAT	69921.90				
174	GOA	CMNT, CLINKR AND ASBSTOS CMNT					
175		GRANIT, NATRL STONE AND PRODCT					
176		IRON AND STEEL					
177		IRON ORE		11791.00			
178		PRODUCTS OF IRON AND STEEL					
179		RAILWY TRNSPRT EQUIPMNTS, PRTS		96923.20			
180		RICE(OTHER THAN BASMOTI)	2730.00				
181		WHEAT	16999.90				

Table IV : Inter - State Movements of Goods on Principal Commodities By Rail During 2022 - 23 (Quantity in Tonnes)

Sl. No.	From State ----->>> To State ->	Principal Commodity	MADHYA PRADESH	MAHARASHTRA	MANIPUR	MIZORAM	NAGALAND
	1	2	18	19	20	21	22
182	GUJARAT	AUTO COMPONENTS/PARTS					
183		BULK MINERALS AND ORES					
184		CMNT, CLINKR AND ASBSTOS CMNT		476042.80			
185		COAL,COKE AND BRIQUITTES ETC	1289430.90	3611100.80			
186		FERTILEZERS MANUFACTURED		64952.50			
187		GRANIT, NATRL STONE AND PRODCT					
188		INDL. MACHNRY FOR DAIRY ETC					
189		INORGANIC CHEMICALS					
190		IRON AND STEEL		363060.00			
191		IRON ORE	27332.00	124510.60			
192		MILLED PRODUCTS					
193		MISC PROCESSED ITEMS					
194		MOTOR VEHICLE/CARS		8495.20			
195		OIL MEALS	87205.60	37019.40			
196		OTHER CEREALS	14861.30				
197		OTHER COMMODITIES					
198		OTHER CONSTRUCTION MACHINERY					
199		OTHER MISC. ENGINEERING ITEMS					
200		OTHER WOOD AND WOOD PRODUCTS				2253.00	

Table IV : Inter - State Movements of Goods on Principal Commodities By Rail During 2022 - 23 (Quantity in Tonnes)

Sl. No.	From State ----->>> / To State ->	Principal Commodity	MADHYA PRADESH	MAHARASHTRA	MANIPUR	MIZORAM	NAGALAND
	1	2	18	19	20	21	22
201	GUJARAT	PETROLEUM PRODUCTS	2695.00	116417.70			
202		PROCESSED MINERALS					
203		PRODUCTS OF IRON AND STEEL	939.60				
204		PULSES	2494.00				
205		RAILWY TRNSPRT EQUIPMNTS, PRTS	80948.40	3521274.90			
206		RESIDUL CHEMICL AND ALLED PROD		2669.50			
207		RICE(OTHER THAN BASMOTI)	4503.00	22253.40			
208		SUGAR	10566.00	503171.70			
209		WHEAT	1560908.90	5315.90			
210	HARYANA	ATM, INJCTNG MLDING MCHNRY ETC					
211		BICYCLE AND PARTS					
212		BULK MINERALS AND ORES					
213		CMNT, CLINKR AND ASBSTOS CMNT		3899.30			
214		COAL,COKE AND BRIQUITTES ETC	1566142.40	239944.70			
215		FERTILEZERS CRUDE	2597.00				
216		FERTILEZERS MANUFACTURED		68938.90			
217		GRANIT, NATRL STONE AND PRODCT					
218		INDL. MACHNRY FOR DAIRY ETC	5459.40				
219		INORGANIC CHEMICALS					
220		IRON AND STEEL		304230.10			

Table IV : Inter - State Movements of Goods on Principal Commodities By Rail During 2022 - 23 (Quantity in Tonnes)

Sl. No.	From State ----->>> To State ->	Principal Commodity	MADHYA PRADESH	MAHARASHTRA	MANIPUR	MIZORAM	NAGALAND
	1	2	18	19	20	21	22
221	HARYANA	MOTOR VEHICLE/CARS		42295.60			
222		OIL MEALS					
223		OTHER CEREALS	124625.60				
224		OTHER COMMODITIES					
225		OTHER CONSTRUCTION MACHINERY					
226		OTHER JUTE MANUFACTURES					
227		OTHER MISC. ENGINEERING ITEMS					
228		OTHER WOOD AND WOOD PRODUCTS					61.00
229		PETROLEUM PRODUCTS	69309.90	130360.10			
230		PROCESSED MINERALS					
231		PRODUCTS OF IRON AND STEEL		4527.00			
232		PULSES	1357.00				
233		RAILWY TRNSPRT EQUIPMNTS, PRTS		47970.40			
234		RESIDUL CHEMICL AND ALLED PROD		7945.40			
235		RICE(OTHER THAN BASMOTI)	33636.30				
236		TWO AND THREE WHEELERS					
237		WHEAT	5409.40				
238	HIMACHAL PRADESH	GRANIT, NATRL STONE AND PRODCT					

Table IV : Inter - State Movements of Goods on Principal Commodities By Rail During 2022 - 23 (Quantity in Tonnes)

Sl. No.	From State ----->>> / To State ->	Principal Commodity	MADHYA PRADESH	MAHARASHTRA	MANIPUR	MIZORAM	NAGALAND
	1	2	18	19	20	21	22
239	JAMMU AND KASHMIR	BULK MINERALS AND ORES					
240		CMNT, CLINKR AND ASBSTOS CMNT					
241		FERTILEZERS MANUFACTURED					
242		FLORICLTR PRODUCTS		410.00			
243		FRESH VEGETABLES		28151.50			
244		GRANIT, NATRL STONE AND PRODCT					
245		INDL. MACHNRY FOR DAIRY ETC					
246		MOTOR VEHICLE/CARS					
247		OTHER CRUDE MINERALS					
248		PETROLEUM PRODUCTS		2700.30			
249		PRODUCTS OF IRON AND STEEL					
250		RICE(OTHER THAN BASMOTI)					
251		WHEAT					
252	JHARKHAND	ALCOHOLIC BEVERAGES		587.70			
253		BULK MINERALS AND ORES	950791.30	50558.80			
254		CMNT, CLINKR AND ASBSTOS CMNT	114616.60	37606.60			
255		COAL,COKE AND BRIQUITTES ETC	52144.80	94693.20			
256		FERTILEZERS CRUDE					
257		FERTILEZERS MANUFACTURED	34645.00				
258		FRESH VEGETABLES		850.50			
259		GRANIT, NATRL STONE AND PRODCT					
260		INDL. MACHNRY FOR DAIRY ETC					

Table IV : Inter - State Movements of Goods on Principal Commodities By Rail During 2022 - 23 (Quantity in Tonnes)

Sl. No.	From State ----->>> / To State ->	Principal Commodity	MADHYA PRADESH	MAHARASHTRA	MANIPUR	MIZORAM	NAGALAND
	1	2	18	19	20	21	22
261	JHARKHAND	INORGANIC CHEMICALS	26846.00				
262		IRON AND STEEL		4828.40			
263		IRON ORE					
264		MISC PROCESSED ITEMS		2687.60			
265		MOTOR VEHICLE/CARS		4672.60			
266		OTHER COMMODITIES					
267		OTHER CRUDE MINERALS		15759.50			
268		OTHER MISC. ENGINEERING ITEMS					
269		PETROLEUM PRODUCTS		28406.20			
270		PROCESSED MINERALS	12099.30	43409.30			
271		PRODUCTS OF IRON AND STEEL					
272		RAILWY TRNSPRT EQUIPMNTS, PRTS	2689.20				
273		RICE(OTHER THAN BASMOTI)					
274		SUGAR		5332.30			
275		WHEAT	466083.50				
276	KARNATAKA	ALCOHOLIC BEVERAGES		7744.10			
277		ATM, INJCTNG MLDING MCHNRY ETC					
278		AUTO COMPONENTS/PARTS					
279		BOOKS, PUBLICATIONS AND PRNTNG					
280		BULK MINERALS AND ORES		130801.40			

Table IV : Inter - State Movements of Goods on Principal Commodities By Rail During 2022 - 23 (Quantity in Tonnes)

Sl. No.	From State ----->>> To State ->	Principal Commodity	MADHYA PRADESH	MAHARASHTRA	MANIPUR	MIZORAM	NAGALAND
	1	2	18	19	20	21	22
281	KARNATAKA	CMNT, CLINKR AND ASBSTOS CMNT		434095.20			
282		COAL,COKE AND BRIQUITTES ETC	107118.30	5047103.20			
283		ELECTRIC MACHINERY AND EQUIPME		60.00			
284		FERTILEZERS CRUDE					
285		FERTILEZERS MANUFACTURED	76712.10	660116.60			
286		FRESH FRUITS					
287		FRESH VEGETABLES					
288		GRANIT, NATRL STONE AND PRODCT		5851.00			
289		INDL. MACHNRY FOR DAIRY ETC	919.80	303.00			
290		INORGANIC CHEMICALS					
291		IRON AND STEEL		128063.80			
292		IRON ORE	270260.00	1081516.70			
293		MISC PROCESSED ITEMS					
294		MOTOR VEHICLE/CARS		12345.60			
295		OIL MEALS	22255.00	29571.60			
296		OTHER CEREALS		15721.10			
297		OTHER COMMODITIES					
298		OTHER CONSTRUCTION MACHINERY					
299		OTHER CRUDE MINERALS		27954.20			
300		OTHER MISC. ENGINEERING ITEMS	15279.40	497757.00			

Table IV : Inter - State Movements of Goods on Principal Commodities By Rail During 2022 - 23 (Quantity in Tonnes)

Sl. No.	From State ----->>> To State ->	Principal Commodity	MADHYA PRADESH	MAHARASHTRA	MANIPUR	MIZORAM	NAGALAND
	1	2	18	19	20	21	22
301	KARNATAKA	OTHER WOOD AND WOOD PRODUCTS				1372.60	
302		PETROLEUM PRODUCTS		647866.70			
303		PROCESSED MINERALS	3796.40	16136.10			
304		PRODUCTS OF IRON AND STEEL		19284.20			
305		RAILWY TRNSPRT EQUIPMNTS, PRTS	42689.40	401532.60			
306		RICE(OTHER THAN BASMOTI)	38109.80	2590.90			
307		SUGAR		23628.60			
308		TWO AND THREE WHEELERS					
309		WHEAT	374845.60	13353.60			
310	KERALA	ALCOHOLIC BEVERAGES		4270.00			
311		BULK MINERALS AND ORES					
312		CMNT, CLINKR AND ASBSTOS CMNT					
313		COAL,COKE AND BRIQUITTES ETC					
314		CRANES, LIFTS AND WINCHES					
315		FERTILEZERS MANUFACTURED		16016.90			
316		GRANIT, NATRL STONE AND PRODCT					
317		INDL. MACHNRY FOR DAIRY ETC					
318		IRON AND STEEL					
319		MISC PROCESSED ITEMS	7115.40				
320		MOTOR VEHICLE/CARS		2200.00			

Table IV : Inter - State Movements of Goods on Principal Commodities By Rail During 2022 - 23 (Quantity in Tonnes)

Sl. No.	From State ----->>> To State ->	Principal Commodity	MADHYA PRADESH	MAHARASHTRA	MANIPUR	MIZORAM	NAGALAND
	1	2	18	19	20	21	22
321	KERALA	OIL MEALS	13296.90				
322		OTHER CEREALS					
323		OTHER COMMODITIES		2475.00			
324		PETROLEUM PRODUCTS					
325		PROCESSED MINERALS					
326		PRODUCTS OF IRON AND STEEL					
327		RAILWY TRNSPRT EQUIPMNTS, PRTS		1129.30			
328		RICE(OTHER THAN BASMOTI)	15030.00				
329		WHEAT	302642.70	14535.00			
330	MADHYA PRADESH	ALCOHOLIC BEVERAGES		3111.60			
331		BULK MINERALS AND ORES	752551.00				
332		CMNT, CLINKR AND ASBSTOS CMNT	1116592.60	962277.60			
333		COAL,COKE AND BRIQUITTES ETC	12507148.00	3960940.40			
334		FERTILEZERS CRUDE					
335		FERTILEZERS MANUFACTURED	761364.20	11326.80			
336		GRANIT, NATRL STONE AND PRODCT	828378.60	84601.50			
337		INDL. MACHNRY FOR DAIRY ETC					
338		INORGANIC CHEMICALS					
339		IRON AND STEEL		260660.20			
340		IRON ORE					

Table IV : Inter - State Movements of Goods on Principal Commodities By Rail During 2022 - 23 (Quantity in Tonnes)

Sl. No.	From State ----->>> / To State ->	Principal Commodity	MADHYA PRADESH	MAHARASHTRA	MANIPUR	MIZORAM	NAGALAND
	1	2	18	19	20	21	22
341	MADHYA PRADESH	MOTOR VEHICLE/CARS		227.50			
342		ORGANIC CHEMICALS					
343		OTHER CEREALS	27727.40				
344		OTHER CRUDE MINERALS	11861.40	11860.40			
345		OTHER JUTE MANUFACTURES					
346		OTHER MISC. ENGINEERING ITEMS	398382.70	274743.10			
347		OTHER OIL SEEDS					
348		OTHER WOOD AND WOOD PRODUCTS					
349		PETROLEUM PRODUCTS	1494909.50	405472.50			
350		PROCESSED MINERALS	11009.10	60274.20			
351		PRODUCTS OF IRON AND STEEL	242518.20	8164.80			
352		RAILWY TRNSPRT EQUIPMNTS, PRTS	133926.70	1009347.00			
353		RICE(OTHER THAN BASMOTI)	1329817.50				
354		TWO AND THREE WHEELERS					
355		WHEAT	350955.60	5481.00			
356	MAHARASHTRA	ATM, INJCTNG MLDING MCHNRY ETC					
357		BULK MINERALS AND ORES	104419.90	116429.10			
358		CMNT, CLINKR AND ASBSTOS CMNT	77234.10	6753878.30			
359		COAL,COKE AND BRIQUITTES ETC	1194792.90	30002541.00			
360		COSMETICS AND TOILETRIES	2867.60				

Table IV : Inter - State Movements of Goods on Principal Commodities By Rail During 2022 - 23 (Quantity in Tonnes)

Sl. No.	From State ----->>> To State ->	Principal Commodity	MADHYA PRADESH	MAHARASHTRA	MANIPUR	MIZORAM	NAGALAND
	1	2	18	19	20	21	22
361	MAHARASHTRA	ELECTRIC MACHINERY AND EQUIPME		60.00			
362		FERTILEZERS CRUDE	125.00				
363		FERTILEZERS MANUFACTURED	109812.30	1675237.70			
364		FRESH VEGETABLES					
365		GRANIT, NATRL STONE AND PRODCT	60609.00	1310418.40			
366		INDL. MACHNRY FOR DAIRY ETC					
367		INORGANIC CHEMICALS					
368		IRON AND STEEL		2155773.20			
369		IRON ORE	379293.30	551330.00			
370		MILLED PRODUCTS		280.70			
371		MISC PROCESSED ITEMS		2136.70			
372		MOTOR VEHICLE/CARS					
373		OIL MEALS	63920.10	84058.70			
374		OTHER CEREALS	10654.40	6334.00			
375		OTHER COMMODITIES		157195.10			
376		OTHER CRUDE MINERALS		101704.50			
377		OTHER MISC. ENGINEERING ITEMS	142849.80	231414.10			
378		OTHER OIL SEEDS					
379		OTHER WOOD AND WOOD PRODUCTS				1419.10	
380		PETROLEUM PRODUCTS	221192.80	2933911.90			

Table IV : Inter - State Movements of Goods on Principal Commodities By Rail During 2022 - 23 (Quantity in Tonnes)

Sl. No.	From State ----->>> / To State ->	Principal Commodity	MADHYA PRADESH	MAHARASHTRA	MANIPUR	MIZORAM	NAGALAND
	1	2	18	19	20	21	22
381	MAHARASHTRA	PROCESSED MINERALS	54501.30	66810.00			
382		PRODUCTS OF IRON AND STEEL	4978.90	71954.50			
383		RAILWY TRNSPRT EQUIPMNTS, PRTS	1100510.90	4572564.10			
384		RICE(OTHER THAN BASMOTI)	42901.60	61988.80			
385		SUGAR	9170.50	523242.60			
386		TWO AND THREE WHEELERS					
387		VEGETABLE OILS					
388		WHEAT	1916681.10	11221.80			
389	MANIPUR	CMNT, CLINKR AND ASBSTOS CMNT	3356.70				
390		FERTILEZERS MANUFACTURED					
391		GRANIT, NATRL STONE AND PRODCT					
392		PROCESSED MINERALS					
393		PRODUCTS OF IRON AND STEEL					
394		RAILWY TRNSPRT EQUIPMNTS, PRTS					320.00
395		RICE(OTHER THAN BASMOTI)					
396	MIZORAM	CMNT, CLINKR AND ASBSTOS CMNT					
397		FERTILEZERS MANUFACTURED					
398		GRANIT, NATRL STONE AND PRODCT			9326.60		
399		PROCESSED MINERALS					
400		PRODUCTS OF IRON AND STEEL					

Table IV : Inter - State Movements of Goods on Principal Commodities By Rail During 2022 - 23 (Quantity in Tonnes)

Sl. No.	From State ----->>> / To State ->	Principal Commodity	MADHYA PRADESH	MAHARASHTRA	MANIPUR	MIZORAM	NAGALAND
	1	2	18	19	20	21	22
401	MIZORAM	RAILWY TRNSPRT EQUIPMNTS, PRTS					
402		RICE(OTHER THAN BASMOTI)					
403		WHEAT					
404	NAGALAND	BULK MINERALS AND ORES					
405		CEREAL PREPARATIONS					
406		CMNT, CLINKR AND ASBSTOS CMNT	1956.90				
407		COTTON FABRICS, MADEUPS ETC.					
408		ELECTRIC MACHINERY AND EQUIPME		24.00			
409		FRESH FRUITS					
410		FRESH VEGETABLES					
411		GRANIT, NATRL STONE AND PRODCT					
412		MISC PROCESSED ITEMS					
413		MOLLASES					
414		OTHER COMMODITIES					
415		PAPER, PAPER BOARD AND PRODUCT					
416		PETROLEUM PRODUCTS					
417		PLASTIC RAW MATERIALS					
418		PRODUCTS OF IRON AND STEEL					
419		PULSES					
420		RICE(OTHER THAN BASMOTI)					

Table IV : Inter - State Movements of Goods on Principal Commodities By Rail During 2022 - 23 (Quantity in Tonnes)

Sl. No.	From State ----->>> To State ->	Principal Commodity	MADHYA PRADESH	MAHARASHTRA	MANIPUR	MIZORAM	NAGALAND
	1	2	18	19	20	21	22
421	NAGALAND	SPICES					
422		SUGAR	1442.00	6662.10			
423		VEGETABLE OILS					
424		WHEAT	3993.00				
425	ODISHA	AGRO CHEMICALS					
426		ALCOHOLIC BEVERAGES					
427		BULK MINERALS AND ORES	610993.10				
428		CMNT, CLINKR AND ASBSTOS CMNT		79857.30			
429		COAL,COKE AND BRIQUITTES ETC	163613.30	7903.30			
430		DAIRY PRODUCTS					
431		FERTILEZERS MANUFACTURED	82675.70	16342.20			
432		GRANIT, NATRL STONE AND PRODCT					
433		INDL. MACHNRY FOR DAIRY ETC					
434		INORGANIC CHEMICALS	64776.50				
435		IRON AND STEEL		22284.30			
436		IRON ORE	670703.40	39012.30			
437		MISC PROCESSED ITEMS					
438		MOLLASES	29314.10	23372.40			
439		MOTOR VEHICLE/CARS		4842.80			
440		MOULDED AND EXTRUDED GOODS					

Table IV : Inter - State Movements of Goods on Principal Commodities By Rail During 2022 - 23 (Quantity in Tonnes)

Sl. No.	From State ----->>> / To State ->	Principal Commodity	MADHYA PRADESH	MAHARASHTRA	MANIPUR	MIZORAM	NAGALAND
	1	2	18	19	20	21	22
441	ODISHA	OTHER COMMODITIES					
442		OTHER CRUDE MINERALS		39802.30			
443		OTHER MISC. ENGINEERING ITEMS					
444		OTHER WOOD AND WOOD PRODUCTS				83.60	
445		PAINT, VARNISH AND ALLID PRODC					
446		PAPER, PAPER BOARD AND PRODUCT					
447		PETROLEUM PRODUCTS		65654.10			
448		PROCESSED MINERALS	43231.60	90051.10			
449		PRODUCTS OF IRON AND STEEL					
450		RAILWY TRNSPRT EQUIPMNTS, PRTS	43406.60	18877.80			
451		RICE(OTHER THAN BASMOTI)	2652.00				
452		SUGAR		2767.00			
453		VEGETABLE OILS					
454		WHEAT	286796.00	2729.20			
455	PUDUCHERRY	IRON AND STEEL					
456	PUNJAB	BULK MINERALS AND ORES	7823.90				
457		CMNT, CLINKR AND ASBSTOS CMNT	40096.20				
458		COAL,COKE AND BRIQUITTES ETC	2163310.00	11430.30			
459		FERTILEZERS CRUDE					
460		FERTILEZERS MANUFACTURED		60250.50			

Table IV : Inter - State Movements of Goods on Principal Commodities By Rail During 2022 - 23 (Quantity in Tonnes)

Sl. No.	From State ----->>> To State ->	Principal Commodity	MADHYA PRADESH	MAHARASHTRA	MANIPUR	MIZORAM	NAGALAND
	1	2	18	19	20	21	22
461	PUNJAB	FRESH VEGETABLES		3320.50			
462		GRANIT, NATRL STONE AND PRODCT					
463		INDL. MACHNRY FOR DAIRY ETC					
464		INORGANIC CHEMICALS					
465		IRON AND STEEL		34382.80			
466		IRON ORE	15890.00				
467		MISC PROCESSED ITEMS					
468		MOTOR VEHICLE/CARS		8359.80			
469		OTHER CEREALS	58877.00				
470		OTHER COMMODITIES					
471		OTHER CRUDE MINERALS					
472		OTHER JUTE MANUFACTURES					
473		OTHER MISC. ENGINEERING ITEMS		3923.60			
474		OTHER WOOD AND WOOD PRODUCTS					303.00
475		PETROLEUM PRODUCTS	22966.70	116748.00			
476		PROCESSED MINERALS	3828.00				
477		PRODUCTS OF IRON AND STEEL	934.50				
478		RAILWY TRNSPRT EQUIPMNTS, PRTS		9088.70			
479		RICE(OTHER THAN BASMOTI)	40698.10				
480		WHEAT	19530.70				

Table IV : Inter - State Movements of Goods on Principal Commodities By Rail During 2022 - 23 (Quantity in Tonnes)

Sl. No.	From State ----->>> To State ->	Principal Commodity	MADHYA PRADESH	MAHARASHTRA	MANIPUR	MIZORAM	NAGALAND
	1	2	18	19	20	21	22
481	RAJASTHAN	ALUMINIUM, PRODUCTS OF ALUMINM					
482		BULK MINERALS AND ORES	3959.10				
483		CMNT, CLINKR AND ASBSTOS CMNT	2660.00				
484		COAL,COKE AND BRIQUITTES ETC	6173704.60	376500.90			
485		FERTILEZERS CRUDE	1134.00				
486		FERTILEZERS MANUFACTURED	143491.70	149786.70			
487		GRANIT, NATRL STONE AND PRODCT	13490.00				
488		INDL. MACHNRY FOR DAIRY ETC					
489		INORGANIC CHEMICALS					
490		IRON AND STEEL	1240.00	60409.80			
491		MISC PROCESSED ITEMS					
492		MOTOR VEHICLE/CARS		12693.50			
493		OTHER COMMODITIES					
494		OTHER CRUDE MINERALS	23492.80				
495		OTHER MISC. ENGINEERING ITEMS	304426.20	3931.30			
496		OTHER WOOD AND WOOD PRODUCTS				405.20	118.00
497		PETROLEUM PRODUCTS	56093.40				
498		PROCESSED MINERALS					
499		PRODUCTS OF IRON AND STEEL	4508.60	441.00			
500		RAILWY TRNSPRT EQUIPMNTS, PRTS	4873.30	497079.40			
501		RICE(OTHER THAN BASMOTI)					
502		VEGETABLE OILS					
503		WHEAT	84775.50				

Table IV : Inter - State Movements of Goods on Principal Commodities By Rail During 2022 - 23 (Quantity in Tonnes)

Sl. No.	From State ----->>> To State -<	Principal Commodity	MADHYA PRADESH	MAHARASHTRA	MANIPUR	MIZORAM	NAGALAND
	1	2	18	19	20	21	22
504	TAMIL NADU	ALCOHOLIC BEVERAGES		8748.40			
505		BULK MINERALS AND ORES					
506		CEREAL PREPARATIONS					
507		CMNT, CLINKR AND ASBSTOS CMNT		225309.20			
508		COAL,COKE AND BRIQUITTES ETC					
509		FERTILEZERS MANUFACTURED		38425.70			
510		GRANIT, NATRL STONE AND PRODCT					
511		INDL. MACHNRY FOR DAIRY ETC	663.40				
512		INORGANIC CHEMICALS		10869.10			
513		IRON AND STEEL		164156.80			
514		IRON ORE		222656.40			
515		MISC PROCESSED ITEMS					
516		MOTOR VEHICLE/CARS		3901.50			
517		OIL MEALS	287963.40	141849.20			
518		ORGANIC CHEMICALS					
519		OTHER CEREALS					
520		OTHER COMMODITIES					
521		OTHER CRUDE MINERALS					
522		OTHER JUTE MANUFACTURES					
523		OTHER MISC. ENGINEERING ITEMS		66420.60			
524		OTHER OIL SEEDS		10553.20			

Table IV : Inter - State Movements of Goods on Principal Commodities By Rail During 2022 - 23 (Quantity in Tonnes)

Sl. No.	From State ----->>> To State ->	Principal Commodity	MADHYA PRADESH	MAHARASHTRA	MANIPUR	MIZORAM	NAGALAND
	1	2	18	19	20	21	22
525	TAMIL NADU	OTHER WOOD AND WOOD PRODUCTS				1341.90	
526		PETROLEUM PRODUCTS		62372.50			
527		PROCESSED MINERALS					
528		PRODUCTS OF IRON AND STEEL		1381.70			
529		PULSES	28029.00				
530		RAILWY TRNSPRT EQUIPMNTS, PRTS	77439.60	18493.80			
531		RESIDUL CHEMICL AND ALLED PROD		2666.80			
532		RICE(OTHER THAN BASMOTI)	4296.00	8857.10			
533		SUGAR		2613.00			
534		WHEAT	603684.30	30111.90			
535	TELANGANA	BULK MINERALS AND ORES	35158.40				
536		CMNT, CLINKR AND ASBSTOS CMNT		13384.80			
537		COAL,COKE AND BRIQUITTES ETC	11822.50				
538		FERTILEZERS MANUFACTURED	69335.50	263846.60			
539		GRANIT, NATRL STONE AND PRODCT		2062.70			
540		INDL. MACHNRY FOR DAIRY ETC	2419.20				
541		INORGANIC CHEMICALS					
542		IRON AND STEEL		64109.20			
543		IRON ORE					
544		MISC PROCESSED ITEMS					

Table IV : Inter - State Movements of Goods on Principal Commodities By Rail During 2022 - 23 (Quantity in Tonnes)

Sl. No.	From State ----->>> To State ->	Principal Commodity	MADHYA PRADESH	MAHARASHTRA	MANIPUR	MIZORAM	NAGALAND
	1	2	18	19	20	21	22
545	TELANGANA	MOTOR VEHICLE/CARS		1188.80			
546		OIL MEALS	2538.60				
547		OTHER CEREALS		13335.70			
548		OTHER CONSTRUCTION MACHINERY					
549		OTHER MISC. ENGINEERING ITEMS		3916.40			
550		PAINT, VARNISH AND ALLID PRODC					
551		PETROLEUM PRODUCTS	15907.40	420017.60			
552		PROCESSED MINERALS					
553		PRODUCTS OF IRON AND STEEL		3170.80			
554		RAILWY TRNSPRT EQUIPMNTS, PRTS	86437.10	880551.20			
555		RICE(OTHER THAN BASMOTI)					
556		WHEAT	337181.70	2555.00			
557	TRIPURA	BULK MINERALS AND ORES					
558		CEREAL PREPARATIONS					
559		CMNT, CLINKR AND ASBSTOS CMNT					
560		COAL,COKE AND BRIQUITTES ETC					5018.40
561		COSMETICS AND TOILETRIES					
562		FERTILEZERS MANUFACTURED					
563		FRESH VEGETABLES	783.00	8944.20			
564		GRANIT, NATRL STONE AND PRODCT			6386.00	3224.00	37708.00

Table IV : Inter - State Movements of Goods on Principal Commodities By Rail During 2022 - 23 (Quantity in Tonnes)

Sl. No.	From State ----->>> To State ->	Principal Commodity	MADHYA PRADESH	MAHARASHTRA	MANIPUR	MIZORAM	NAGALAND
	1	2	18	19	20	21	22
565	TRIPURA	INDL. MACHNRY FOR DAIRY ETC					
566		MILLED PRODUCTS					
567		MISC PROCESSED ITEMS	99.70				
568		MOLLASES					
569		MOTOR VEHICLE/CARS					
570		OIL MEALS	52.70				
571		OTHER CEREALS					
572		OTHER COMMODITIES					
573		OTHER MISC. ENGINEERING ITEMS					
574		OTHER WOOD AND WOOD PRODUCTS					
575		PAINT, VARNISH AND ALLID PRODC					
576		PETROLEUM PRODUCTS					
577		PROCESSED MINERALS					59251.20
578		PRODUCTS OF IRON AND STEEL					
579		PULSES	3570.20				
580		RAILWY TRNSPRT EQUIPMNTS, PRTS		308.00			
581		RICE(OTHER THAN BASMOTI)		3968.80			
582		SPICES		24.50			
583		SUGAR		18346.60			
584		WHEAT	9326.80				

Table IV : Inter - State Movements of Goods on Principal Commodities By Rail During 2022 - 23 (Quantity in Tonnes)

Sl. No.	From State ----->>> To State ->	Principal Commodity	MADHYA PRADESH	MAHARASHTRA	MANIPUR	MIZORAM	NAGALAND
	1	2	18	19	20	21	22
585	UTTAR PRADESH	AUTO COMPONENTS/PARTS					
586		BULK MINERALS AND ORES	18481.70				
587		CMNT, CLINKR AND ASBSTOS CMNT	10931830.10	280769.30			
588		COAL,COKE AND BRIQUITTES ETC	11704776.60	27507.00			2630.70
589		FERTILEZERS CRUDE					
590		FERTILEZERS MANUFACTURED	396316.00	98922.30			
591		FLORICLTR PRODUCTS		284.00			
592		FRESH VEGETABLES		16212.00			
593		GRANIT, NATRL STONE AND PRODCT	225716.30				
594		INDL. MACHNRY FOR DAIRY ETC	9005.60				
595		INORGANIC CHEMICALS	5908.70	59782.70			
596		IRON AND STEEL		152173.40			
597		IRON ORE					
598		MOTOR VEHICLE/CARS		16633.50			
599		OTHER CEREALS	37909.80				
600		OTHER COMMODITIES					
601		OTHER CRUDE MINERALS	7588.80	6605.00			
602		OTHER JUTE MANUFACTURES					
603		OTHER MISC. ENGINEERING ITEMS	231851.70	62079.20			
604		OTHER WOOD AND WOOD PRODUCTS					

Table IV : Inter - State Movements of Goods on Principal Commodities By Rail During 2022 - 23 (Quantity in Tonnes)

Sl. No.	From State ----->>> To State ->	Principal Commodity	MADHYA PRADESH	MAHARASHTRA	MANIPUR	MIZORAM	NAGALAND
	1	2	18	19	20	21	22
605	UTTAR PRADESH	PAINT, VARNISH AND ALLID PRODC					
606		PETROLEUM PRODUCTS	617897.70	136126.40			
607		PROCESSED MINERALS	7575.40	4060.00			
608		PRODUCTS OF IRON AND STEEL	47653.50	24330.40			
609		PULSES	12924.00				
610		RAILWY TRNSPRT EQUIPMNTS, PRTS	74814.10	630703.20			
611		RICE(OTHER THAN BASMOTI)					
612		SUGAR					
613		VEGETABLE OILS					
614		WHEAT	550092.20				
615	UTTARAKHAND	CMNT, CLINKR AND ASBSTOS CMNT	95440.80				
616		COAL,COKE AND BRIQUITTES ETC	286308.40	35558.20			
617		FERTILEZERS CRUDE					
618		FERTILEZERS MANUFACTURED	1351.80				
619		GRANIT, NATRL STONE AND PRODCT					
620		IRON AND STEEL					
621		MOLLASES					
622		OTHER CEREALS	224284.90	5119.60			
623		OTHER COMMODITIES					
624		OTHER WOOD AND WOOD PRODUCTS				320.00	
625		PETROLEUM PRODUCTS					
626		PROCESSED MINERALS					

Table IV : Inter - State Movements of Goods on Principal Commodities By Rail During 2022 - 23 (Quantity in Tonnes)

Sl. No.	From State ----->>> To State ->	Principal Commodity	MADHYA PRADESH	MAHARASHTRA	MANIPUR	MIZORAM	NAGALAND
	1	2	18	19	20	21	22
627	UTTARAKHAND	PRODUCTS OF IRON AND STEEL		1761.60			
628		RAILWY TRNSPRT EQUIPMNTS, PRTS		6857.60			
629		RICE(OTHER THAN BASMOTI)					
630		WHEAT					
631	WEST BENGAL	AGRO CHEMICALS					
632		ALCOHOLIC BEVERAGES		11743.00			
633		ALUMINIUM, PRODUCTS OF ALUMINM					
634		BULK MINERALS AND ORES	137288.30	9664.80			
635		CEREAL PREPARATIONS					
636		CMNT, CLINKR AND ASBSTOS CMNT	675510.30	217266.10			
637		COAL,COKE AND BRIQUITTES ETC	30767.10				4924.10
638		COSMETICS AND TOILETRIES					
639		COTTON FABRICS, MADEUPS ETC.					
640		COTTON RAW INCLD. WASTE		1638.00			
641		DAIRY PRODUCTS					
642		DYES					
643		FERTILEZERS CRUDE					
644		FERTILEZERS MANUFACTURED	49986.60	121327.80			
645		FLORICLTR PRODUCTS		645.00			
646		FRESH VEGETABLES	7067.80	137741.60			
647		GRANIT, NATRL STONE AND PRODCT					
648		HANDCRFS(EXCL.HANDMADE CRPTS)					

Table IV : Inter - State Movements of Goods on Principal Commodities By Rail During 2022 - 23 (Quantity in Tonnes)

Sl. No.	From State ----->>> / To State ->	Principal Commodity	MADHYA PRADESH	MAHARASHTRA	MANIPUR	MIZORAM	NAGALAND
	1	2	18	19	20	21	22
649	WEST BENGAL	INDL. MACHNRY FOR DAIRY ETC	266.40				
650		INORGANIC CHEMICALS					
651		IRON AND STEEL					
652		IRON ORE	148834.50	212605.50			
653		MISC PROCESSED ITEMS		28395.20			
654		MOTOR VEHICLE/CARS		8239.70			
655		MOULDED AND EXTRUDED GOODS					
656		OIL MEALS	257835.00	69313.80			
657		OTHER CEREALS	141975.80				
658		OTHER COMMODITIES		2704.40			
659		OTHER CRUDE MINERALS					
660		OTHER MISC. ENGINEERING ITEMS	3998.60				
661		OTHER WOOD AND WOOD PRODUCTS				10623.90	4383.00
662		PAINT, VARNISH AND ALLID PRODC					
663		PAPER, PAPER BOARD AND PRODUCT					
664		PETROLEUM PRODUCTS	93891.00	12122.50			
665		PROCESSED FRUITS AND JUICES					
666		PROCESSED MINERALS		142354.40			
667		PRODUCTS OF IRON AND STEEL					
668		PULP AND WASTE PAPER					60.00
669		PULSES		2635.50			
670		RAILWY TRNSPRT EQUIPMNTS, PRTS	121812.60	157264.50			
671		RICE(OTHER THAN BASMOTI)	2673.00				
672		SUGAR	32183.00	409444.70			
673		VEGETABLE OILS					
674		WHEAT	1597690.80				
675	Grand Total --->>		86955605.60	91053154.10	21952.60	22753.50	190186.70

Table IV : Inter - State Movements of Goods on Principal Commodities By Rail During 2022 - 23 (Quantity in Tonnes)

Sl. No.	From State ----->>> / To State ->	Principal Commodity	ODISHA	PUDUCHERRY	PUNJAB	RAJASTHAN	TAMIL NADU
	1	2	23	24	25	26	27
1	ANDHRA PRADESH	ALUMINIUM, PRODUCTS OF ALUMINM	74352.20				
2		BULK MINERALS AND ORES	25989.60				3455.80
3		CMNT, CLINKR AND ASBSTOS CMNT	15961.00				7986.00
4		COAL,COKE AND BRIQUITTES ETC	19980333.70				425872.00
5		FERTILEZERS MANUFACTURED	198622.40	28315.50		1307.70	283176.00
6		GRANIT, NATRL STONE AND PRODCT	27723.70				22088.50
7		INDL. MACHNRY FOR DAIRY ETC			21980.00		229.30
8		INORGANIC CHEMICALS					247.00
9		IRON AND STEEL	401002.50				
10		IRON ORE	108436.40				
11		MISC PROCESSED ITEMS					
12		OIL MEALS				2647.80	
13		OTHER CEREALS	89292.70				
14		OTHER COMMODITIES					
15		OTHER CRUDE MINERALS					
16		OTHER MISC. ENGINEERING ITEMS	3786.30				
17		OTHER WOOD AND WOOD PRODUCTS					
18		PETROLEUM PRODUCTS	21031.00		28679.50		694840.40
19		PROCESSED MINERALS	1314385.40			1276.30	233441.50
20		PRODUCTS OF IRON AND STEEL	8455.90				1221.30

Table IV : Inter - State Movements of Goods on Principal Commodities By Rail During 2022 - 23 (Quantity in Tonnes)

Sl. No.	From State ----->>> To State ->	Principal Commodity	ODISHA	PUDUCHERRY	PUNJAB	RAJASTHAN	TAMIL NADU
	1	2	23	24	25	26	27
21	ANDHRA PRADESH	RAILWY TRNSPRT EQUIPMNTS, PRTS	1243617.00			46390.20	51543.40
22		RICE(OTHER THAN BASMOTI)					
23		SUGAR			2701.00		24858.60
24		WHEAT			14983.00	13589.30	
25	ARUNACHAL PRADESH	OTHER WOOD AND WOOD PRODUCTS				3359.80	
26		PETROLEUM PRODUCTS					
27		RICE(OTHER THAN BASMOTI)			14552.00		
28	ASSAM	AGRO CHEMICALS					
29		ALCOHOLIC BEVERAGES					
30		ATM, INJCTNG MLDING MCHNRY ETC			707.30		
31		BULK MINERALS AND ORES				1787.20	
32		CERAMICS AND ALLIED PRODUCTS				239.20	
33		CEREAL PREPARATIONS			64.00		
34		CMNT, CLINKR AND ASBSTOS CMNT	97942.60			11455.00	350.00
35		COAL,COKE AND BRIQUITTES ETC	163102.20				
36		COSMETICS AND TOILETRIES				883.30	
37		COTTON FABRICS, MADEUPS ETC.			64.00	351.00	
38		COTTON RAW INCLD. WASTE					
39		DAIRY PRODUCTS					
40		FERTILEZERS CRUDE					

Table IV : Inter - State Movements of Goods on Principal Commodities By Rail During 2022 - 23 (Quantity in Tonnes)

Sl. No.	From State ----->>> / To State ->	Principal Commodity	ODISHA	PUDUCHERRY	PUNJAB	RAJASTHAN	TAMIL NADU
	1	2	23	24	25	26	27
41	ASSAM	FERTILEZERS MANUFACTURED	68602.90			36699.80	
42		FLORICLTR PRODUCTS					
43		FRESH FRUITS			367.50		
44		FRESH VEGETABLES			8360.00	53.00	
45		GRANIT, NATRL STONE AND PRODCT				308.60	
46		INDL. MACHNRY FOR DAIRY ETC			1598.00		
47		INORGANIC CHEMICALS				3498.60	
48		IRON AND STEEL	198549.30				
49		MILLED PRODUCTS					
50		MISC PROCESSED ITEMS			2347.00	979.50	
51		MOLLASES					
52		MOTOR VEHICLE/CARS				330.40	29108.40
53		MOULDED AND EXTRUDED GOODS					
54		OIL MEALS				1687.10	
55		OTHER CEREALS				3724.50	
56		OTHER COMMODITIES	904.20		51.00	339243.30	
57		OTHER CONSTRUCTION MACHINERY					
58		OTHER CRUDE MINERALS					
59		OTHER MISC. ENGINEERING ITEMS	241905.80				
60		OTHER OIL SEEDS					

Table IV : Inter - State Movements of Goods on Principal Commodities By Rail During 2022 - 23 (Quantity in Tonnes)

Sl. No.	From State ----->>> / To State ->	Principal Commodity	ODISHA	PUDUCHERRY	PUNJAB	RAJASTHAN	TAMIL NADU
	1	2	23	24	25	26	27
61	ASSAM	OTHER WOOD AND WOOD PRODUCTS				1676.20	21297.60
62		PAINT, VARNISH AND ALLID PRODC				35654.00	
63		PAPER, PAPER BOARD AND PRODUCT			1342.60	856.90	
64		PETROLEUM PRODUCTS	238361.60				
65		PETROLEUM: CRUDE					
66		PLASTIC RAW MATERIALS					
67		PLYWOOD AND ALLIED PRODUCTS				543.00	
68		PROCESSED FRUITS AND JUICES					
69		PROCESSED MINERALS	3214.60			6792.50	
70		PRODUCTS OF IRON AND STEEL					
71		PULSES				1233.00	
72		RAILWY TRNSPRT EQUIPMNTS, PRTS	82896.70			46528.40	
73		RICE -BASMOTI					
74		RICE(OTHER THAN BASMOTI)			2180952.40		
75		SPICES				966.70	
76		SUGAR					
77		TWO AND THREE WHEELERS					
78		VEGETABLE OILS					
79		WHEAT			167293.60	122728.50	

Table IV : Inter - State Movements of Goods on Principal Commodities By Rail During 2022 - 23 (Quantity in Tonnes)

Sl. No.	From State ----->>> To State ->	Principal Commodity	ODISHA	PUDUCHERRY	PUNJAB	RAJASTHAN	TAMIL NADU
	1	2	23	24	25	26	27
80	BIHAR	ATM, INJCTNG MLDING MCHNRY ETC					
81		BULK MINERALS AND ORES				376387.50	
82		CASTOR OIL					1118.70
83		CMNT, CLINKR AND ASBSTOS CMNT	886490.10			463750.40	
84		COAL,COKE AND BRIQUITTES ETC	4408210.40				
85		COTTON FABRICS, MADEUPS ETC.					
86		COTTON RAW INCLD. WASTE					
87		FERTILEZERS CRUDE					
88		FERTILEZERS MANUFACTURED	721687.40			179441.80	2907.80
89		FRESH VEGETABLES					
90		GRANIT, NATRL STONE AND PRODCT					
91		HANDCRFS(EXCL.HANDMADE CRPTS)					
92		INDL. MACHNRY FOR DAIRY ETC			25746.00		
93		INORGANIC CHEMICALS					
94		IRON AND STEEL	464511.70				
95		IRON ORE	14970.50				
96		MANMADE YARN,FABRICS,MADEUPS					
97		MISC PROCESSED ITEMS					
98		MOTOR VEHICLE/CARS					852.50
99		MOULDED AND EXTRUDED GOODS					

Table IV : Inter - State Movements of Goods on Principal Commodities By Rail During 2022 - 23 (Quantity in Tonnes)

Sl. No.	From State ----->>> To State ->	Principal Commodity	ODISHA	PUDUCHERRY	PUNJAB	RAJASTHAN	TAMIL NADU
	1	2	23	24	25	26	27
100	BIHAR	OIL MEALS				1244.00	
101		OTHER CEREALS				20178.00	
102		OTHER COMMODITIES	3352.60				
103		OTHER CRUDE MINERALS	41237.40				
104		OTHER JUTE MANUFACTURES					
105		OTHER OIL SEEDS					
106		OTHER WOOD AND WOOD PRODUCTS					
107		PAINT, VARNISH AND ALLID PRODC					
108		PETROLEUM PRODUCTS	133475.40		2273.50		
109		PROCESSED MINERALS	142993.60			10103.60	
110		PRODUCTS OF IRON AND STEEL					
111		PULSES					
112		RAILWY TRNSPRT EQUIPMNTS, PRTS	26332.40			94085.50	12053.50
113		RICE(OTHER THAN BASMOTI)	189446.20		3629858.30		
114		SPICES					
115		SUGAR					
116		TWO AND THREE WHEELERS					
117		VEGETABLE OILS					
118		WHEAT			685498.90	24197.20	

Table IV : Inter - State Movements of Goods on Principal Commodities By Rail During 2022 - 23 (Quantity in Tonnes)

Sl. No.	From State ----->>> To State ->	Principal Commodity	ODISHA	PUDUCHERRY	PUNJAB	RAJASTHAN	TAMIL NADU
	1	2	23	24	25	26	27
119	CHANDIGARH	BULK MINERALS AND ORES					
120		CMNT, CLINKR AND ASBSTOS CMNT			1368.90	88781.00	
121		COAL,COKE AND BRIQUITTES ETC					
122		FERTILEZERS MANUFACTURED			19445.00		
123		GRANIT, NATRL STONE AND PRODCT			3224.00		
124		IRON AND STEEL	185135.70				
125		MOTOR VEHICLE/CARS					
126		PETROLEUM PRODUCTS			14245.10		
127		PROCESSED MINERALS				38316.70	
128		PRODUCTS OF IRON AND STEEL	2650.40				
129	CHHATTISGARH	ALCOHOLIC BEVERAGES					
130		ALUMINIUM, PRODUCTS OF ALUMINM	33620.20				
131		ATM, INJCTNG MLDING MCHNRY ETC					
132		BULK MINERALS AND ORES	766268.00			845914.50	
133		CMNT, CLINKR AND ASBSTOS CMNT					
134		COAL,COKE AND BRIQUITTES ETC	14953116.40				
135		FERTILEZERS CRUDE					
136		FERTILEZERS MANUFACTURED	276652.30			144006.20	
137		GRANIT, NATRL STONE AND PRODCT	48372.00				
138		INDL. MACHNRY FOR DAIRY ETC			8761.20		
139		INORGANIC CHEMICALS					
140		IRON AND STEEL	552131.20				

Table IV : Inter - State Movements of Goods on Principal Commodities By Rail During 2022 - 23 (Quantity in Tonnes)

Sl. No.	From State ----->>> / To State ->	Principal Commodity	ODISHA	PUDUCHERRY	PUNJAB	RAJASTHAN	TAMIL NADU
	1	2	23	24	25	26	27
141	CHHATTISGARH	IRON ORE	9303735.30				
142		MOTOR VEHICLE/CARS					
143		OTHER CEREALS				20069.00	
144		OTHER COMMODITIES					
145		OTHER CRUDE MINERALS	11886.30				
146		OTHER JUTE MANUFACTURES					
147		OTHER MISC. ENGINEERING ITEMS	7487.40				
148		OTHER OIL SEEDS					
149		OTHER WOOD AND WOOD PRODUCTS	7736.90				
150		PETROLEUM PRODUCTS	173511.30		19105.80		
151		PROCESSED MINERALS	142073.60			5640.60	
152		PRODUCTS OF IRON AND STEEL	3779.60				
153		RAILWY TRNSPRT EQUIPMNTS, PRTS	23373.30			22277.50	1338.40
154		RICE(OTHER THAN BASMOTI)					
155		WHEAT			2718.00		
156	DELHI	BULK MINERALS AND ORES					
157		CMNT, CLINKR AND ASBSTOS CMNT			32641.00	536867.80	
158		FRESH FRUITS					
159		FRESH VEGETABLES					
160		GRANIT, NATRL STONE AND PRODCT					

Table IV : Inter - State Movements of Goods on Principal Commodities By Rail During 2022 - 23 (Quantity in Tonnes)

Sl. No.	From State ----->>> / To State <-	Principal Commodity	ODISHA	PUDUCHERRY	PUNJAB	RAJASTHAN	TAMIL NADU
	1	2	23	24	25	26	27
161	DELHI	INORGANIC CHEMICALS					
162		IRON AND STEEL	5658.20				
163		MOTOR VEHICLE/CARS					3855.00
164		OIL MEALS					
165		OTHER COMMODITIES					
166		OTHER WOOD AND WOOD PRODUCTS					
167		PETROLEUM PRODUCTS					
168		PRODUCTS OF IRON AND STEEL			108.00		
169		PULSES					
170		RAILWY TRNSPRT EQUIPMNTS, PRTS	198.40		7001.30	1506413.50	373514.60
171		SUGAR					
172		VEGETABLE OILS					
173		WHEAT			2664.00	33370.00	
174	GOA	CMNT, CLINKR AND ASBSTOS CMNT					622.00
175		GRANIT, NATRL STONE AND PRODCT					
176		IRON AND STEEL	3798.30				4614.30
177		IRON ORE					
178		PRODUCTS OF IRON AND STEEL					
179		RAILWY TRNSPRT EQUIPMNTS, PRTS	540.00		26155.00		1655.50
180		RICE(OTHER THAN BASMOTI)			16149.00		
181		WHEAT			3984.00		

Table IV : Inter - State Movements of Goods on Principal Commodities By Rail During 2022 - 23 (Quantity in Tonnes)

Sl. No.	From State ----->>> To State ->	Principal Commodity	ODISHA	PUDUCHERRY	PUNJAB	RAJASTHAN	TAMIL NADU
	1	2	23	24	25	26	27
182	GUJARAT	AUTO COMPONENTS/PARTS				838.00	
183		BULK MINERALS AND ORES				4052.00	
184		CMNT, CLINKR AND ASBSTOS CMNT				3060866.60	
185		COAL,COKE AND BRIQUITTES ETC	3385.20				
186		FERTILEZERS MANUFACTURED					7902.90
187		GRANIT, NATRL STONE AND PRODCT				12909.00	
188		INDL. MACHNRY FOR DAIRY ETC			1470.00		1339.10
189		INORGANIC CHEMICALS					
190		IRON AND STEEL	515912.60				5692.70
191		IRON ORE					
192		MILLED PRODUCTS					
193		MISC PROCESSED ITEMS					
194		MOTOR VEHICLE/CARS					14295.90
195		OIL MEALS				45805.50	
196		OTHER CEREALS				21197.00	
197		OTHER COMMODITIES					
198		OTHER CONSTRUCTION MACHINERY					
199		OTHER MISC. ENGINEERING ITEMS					
200		OTHER WOOD AND WOOD PRODUCTS					

Table IV : Inter - State Movements of Goods on Principal Commodities By Rail During 2022 - 23 (Quantity in Tonnes)

Sl. No.	From State ----->>> To State ->	Principal Commodity	ODISHA	PUDUCHERRY	PUNJAB	RAJASTHAN	TAMIL NADU
	1	2	23	24	25	26	27
201	GUJARAT	PETROLEUM PRODUCTS	21104.30		59505.70		
202		PROCESSED MINERALS				95740.00	
203		PRODUCTS OF IRON AND STEEL				967.90	
204		PULSES					
205		RAILWY TRNSPRT EQUIPMNTS, PRTS	90252.20		1550292.60	3976631.80	18581.80
206		RESIDUL CHEMICL AND ALLED PROD					
207		RICE(OTHER THAN BASMOTI)			1556323.30		
208		SUGAR					
209		WHEAT			259105.40	101194.60	
210	HARYANA	ATM, INJCTNG MLDING MCHNRY ETC					85.00
211		BICYCLE AND PARTS					150.00
212		BULK MINERALS AND ORES					
213		CMNT, CLINKR AND ASBSTOS CMNT			66950.10	6482649.70	
214		COAL,COKE AND BRIQUITTES ETC	1856731.70				
215		FERTILEZERS CRUDE					
216		FERTILEZERS MANUFACTURED			105769.30	540797.10	
217		GRANIT, NATRL STONE AND PRODCT			10982.40	222578.50	
218		INDL. MACHNRY FOR DAIRY ETC					9133.20
219		INORGANIC CHEMICALS					
220		IRON AND STEEL	1735102.10				

Table IV : Inter - State Movements of Goods on Principal Commodities By Rail During 2022 - 23 (Quantity in Tonnes)

Sl. No.	From State ----->>> To State ->	Principal Commodity	ODISHA	PUDUCHERRY	PUNJAB	RAJASTHAN	TAMIL NADU
	1	2	23	24	25	26	27
221	HARYANA	MOTOR VEHICLE/CARS					67325.60
222		OIL MEALS					
223		OTHER CEREALS				7916.00	
224		OTHER COMMODITIES					
225		OTHER CONSTRUCTION MACHINERY					874.00
226		OTHER JUTE MANUFACTURES					
227		OTHER MISC. ENGINEERING ITEMS			105955.30		
228		OTHER WOOD AND WOOD PRODUCTS					
229		PETROLEUM PRODUCTS	6831.70		149954.60		
230		PROCESSED MINERALS					
231		PRODUCTS OF IRON AND STEEL	570.60		1366.30	3862.40	
232		PULSES					
233		RAILWY TRNSPRT EQUIPMNTS, PRTS	34380.90		492321.60	312554.70	
234		RESIDUL CHEMICL AND ALLED PROD					
235		RICE(OTHER THAN BASMOTI)					
236		TWO AND THREE WHEELERS					
237		WHEAT				8199.00	
238	HIMACHAL PRADESH	GRANIT, NATRL STONE AND PRODCT			3224.00		

Table IV : Inter - State Movements of Goods on Principal Commodities By Rail During 2022 - 23 (Quantity in Tonnes)

Sl. No.	From State ----->>> / To State ->	Principal Commodity	ODISHA	PUDUCHERRY	PUNJAB	RAJASTHAN	TAMIL NADU
	1	2	23	24	25	26	27
239	JAMMU AND KASHMIR	BULK MINERALS AND ORES					
240		CMNT, CLINKR AND ASBSTOS CMNT			1214168.40	701688.70	
241		FERTILEZERS MANUFACTURED			21076.20	42147.00	
242		FLORICLTR PRODUCTS					
243		FRESH VEGETABLES					
244		GRANIT, NATRL STONE AND PRODCT			3584.00		
245		INDL. MACHNRY FOR DAIRY ETC					
246		MOTOR VEHICLE/CARS					
247		OTHER CRUDE MINERALS					
248		PETROLEUM PRODUCTS	2159.60		302481.40		
249		PRODUCTS OF IRON AND STEEL			1095.80		
250		RICE(OTHER THAN BASMOTI)			202422.90		
251		WHEAT			84963.80		
252	JHARKHAND	ALCOHOLIC BEVERAGES					
253		BULK MINERALS AND ORES	1819817.60			681937.70	
254		CMNT, CLINKR AND ASBSTOS CMNT	1417564.60				
255		COAL,COKE AND BRIQUITTES ETC	10124129.30				
256		FERTILEZERS CRUDE					
257		FERTILEZERS MANUFACTURED	67803.20				
258		FRESH VEGETABLES					
259		GRANIT, NATRL STONE AND PRODCT	9874.00				
260		INDL. MACHNRY FOR DAIRY ETC			2058.00		

Table IV : Inter - State Movements of Goods on Principal Commodities By Rail During 2022 - 23 (Quantity in Tonnes)

Sl. No.	From State ----->>> / To State ->	Principal Commodity	ODISHA	PUDUCHERRY	PUNJAB	RAJASTHAN	TAMIL NADU
	1	2	23	24	25	26	27
261	JHARKHAND	INORGANIC CHEMICALS					
262		IRON AND STEEL	618326.80				
263		IRON ORE	10171105.00				
264		MISC PROCESSED ITEMS					
265		MOTOR VEHICLE/CARS					3413.00
266		OTHER COMMODITIES					
267		OTHER CRUDE MINERALS	999830.50				
268		OTHER MISC. ENGINEERING ITEMS	83809.30				
269		PETROLEUM PRODUCTS	19171.00		12834.80		
270		PROCESSED MINERALS	653721.90			13945.10	
271		PRODUCTS OF IRON AND STEEL	2012.10				
272		RAILWY TRNSPRT EQUIPMNTS, PRTS	225.00			32700.40	8624.60
273		RICE(OTHER THAN BASMOTI)	460838.50		21644.00		
274		SUGAR					
275		WHEAT			279447.80	8215.30	
276	KARNATAKA	ALCOHOLIC BEVERAGES					
277		ATM, INJCTNG MLDING MCHNRY ETC			63.60		
278		AUTO COMPONENTS/PARTS	671.40				
279		BOOKS, PUBLICATIONS AND PRNTNG					
280		BULK MINERALS AND ORES					442344.20

Table IV : Inter - State Movements of Goods on Principal Commodities By Rail During 2022 - 23 (Quantity in Tonnes)

Sl. No.	From State ----->>> To State ->	Principal Commodity	ODISHA	PUDUCHERRY	PUNJAB	RAJASTHAN	TAMIL NADU
	1	2	23	24	25	26	27
281	KARNATAKA	CMNT, CLINKR AND ASBSTOS CMNT					270572.00
282		COAL,COKE AND BRIQUITTES ETC	1099016.90				3355167.70
283		ELECTRIC MACHINERY AND EQUIPME					
284		FERTILEZERS CRUDE					
285		FERTILEZERS MANUFACTURED	375491.90	26277.70		7867.10	485477.00
286		FRESH FRUITS			275.00		
287		FRESH VEGETABLES			27051.00		
288		GRANIT, NATRL STONE AND PRODCT					23575.70
289		INDL. MACHNRY FOR DAIRY ETC			34313.40		1812.90
290		INORGANIC CHEMICALS					253.00
291		IRON AND STEEL	271372.50				1913.00
292		IRON ORE	2451569.70				
293		MISC PROCESSED ITEMS			33.30		
294		MOTOR VEHICLE/CARS				650.90	109.00
295		OIL MEALS				19553.60	
296		OTHER CEREALS				15954.00	
297		OTHER COMMODITIES	2385.90				
298		OTHER CONSTRUCTION MACHINERY				1365.00	
299		OTHER CRUDE MINERALS					
300		OTHER MISC. ENGINEERING ITEMS	47078.60				

Table IV : Inter - State Movements of Goods on Principal Commodities By Rail During 2022 - 23 (Quantity in Tonnes)

Sl. No.	From State ----->>> / To State ->	Principal Commodity	ODISHA	PUDUCHERRY	PUNJAB	RAJASTHAN	TAMIL NADU
	1	2	23	24	25	26	27
301	KARNATAKA	OTHER WOOD AND WOOD PRODUCTS					
302		PETROLEUM PRODUCTS	3725.40	3608.40			1719613.40
303		PROCESSED MINERALS					141595.20
304		PRODUCTS OF IRON AND STEEL					2271.60
305		RAILWY TRNSPRT EQUIPMNTS, PRTS				163471.40	575337.30
306		RICE(OTHER THAN BASMOTI)	38391.00		1458479.00		
307		SUGAR					5329.20
308		TWO AND THREE WHEELERS					
309		WHEAT			57089.90	140495.20	
310	KERALA	ALCOHOLIC BEVERAGES					
311		BULK MINERALS AND ORES					22932.90
312		CMNT, CLINKR AND ASBSTOS CMNT					438879.90
313		COAL,COKE AND BRIQUITTES ETC					7562.60
314		CRANES, LIFTS AND WINCHES					
315		FERTILEZERS MANUFACTURED	15977.20	2657.20		13097.80	132534.50
316		GRANIT, NATRL STONE AND PRODCT					74609.10
317		INDL. MACHNRY FOR DAIRY ETC					271.30
318		IRON AND STEEL	17352.00				1268.60
319		MISC PROCESSED ITEMS			16513.00		
320		MOTOR VEHICLE/CARS					

Table IV : Inter - State Movements of Goods on Principal Commodities By Rail During 2022 - 23 (Quantity in Tonnes)

Sl. No.	From State ----->>> To State ->	Principal Commodity	ODISHA	PUDUCHERRY	PUNJAB	RAJASTHAN	TAMIL NADU
	1	2	23	24	25	26	27
321	KERALA	OIL MEALS			2362.00	13263.30	
322		OTHER CEREALS					2670.00
323		OTHER COMMODITIES					
324		PETROLEUM PRODUCTS					10598.00
325		PROCESSED MINERALS					114029.00
326		PRODUCTS OF IRON AND STEEL					9810.00
327		RAILWY TRNSPRT EQUIPMNTS, PRTS				13068.20	22376.50
328		RICE(OTHER THAN BASMOTI)	26413.30		368427.20		
329		WHEAT			51398.00	136100.40	1274.00
330	MADHYA PRADESH	ALCOHOLIC BEVERAGES					
331		BULK MINERALS AND ORES				17220.00	
332		CMNT, CLINKR AND ASBSTOS CMNT	305489.00			1694068.90	
333		COAL,COKE AND BRIQUITTES ETC	3640318.50				
334		FERTILEZERS CRUDE					
335		FERTILEZERS MANUFACTURED	326545.10			555700.10	7979.40
336		GRANIT, NATRL STONE AND PRODCT				3536.50	
337		INDL. MACHNRY FOR DAIRY ETC			27624.80		449.40
338		INORGANIC CHEMICALS					
339		IRON AND STEEL	165854.30				
340		IRON ORE	38759.20				

Table IV : Inter - State Movements of Goods on Principal Commodities By Rail During 2022 - 23 (Quantity in Tonnes)

Sl. No.	From State ----->>> To State ->	Principal Commodity	ODISHA	PUDUCHERRY	PUNJAB	RAJASTHAN	TAMIL NADU
	1	2	23	24	25	26	27
341	MADHYA PRADESH	MOTOR VEHICLE/CARS					227.50
342		ORGANIC CHEMICALS					
343		OTHER CEREALS					
344		OTHER CRUDE MINERALS					
345		OTHER JUTE MANUFACTURES					
346		OTHER MISC. ENGINEERING ITEMS	3221.20				
347		OTHER OIL SEEDS					7995.00
348		OTHER WOOD AND WOOD PRODUCTS	2208.20				
349		PETROLEUM PRODUCTS	28792.80		7372.20		
350		PROCESSED MINERALS	397626.30				
351		PRODUCTS OF IRON AND STEEL	126.10			812.00	
352		RAILWY TRNSPRT EQUIPMNTS, PRTS	27437.70		105.60	141778.60	2282.30
353		RICE(OTHER THAN BASMOTI)			2766.00		
354		TWO AND THREE WHEELERS				316.30	
355		WHEAT					
356	MAHARASHTRA	ATM, INJCTNG MLDING MCHNRY ETC					
357		BULK MINERALS AND ORES					
358		CMNT, CLINKR AND ASBSTOS CMNT				1067963.00	2468.00
359		COAL,COKE AND BRIQUITTES ETC	8178739.10				42495.70
360		COSMETICS AND TOILETRIES					

Table IV : Inter - State Movements of Goods on Principal Commodities By Rail During 2022 - 23 (Quantity in Tonnes)

Sl. No.	From State ----->>> To State ->	Principal Commodity	ODISHA	PUDUCHERRY	PUNJAB	RAJASTHAN	TAMIL NADU
	1	2	23	24	25	26	27
361	MAHARASHTRA	ELECTRIC MACHINERY AND EQUIPME					
362		FERTILEZERS CRUDE					
363		FERTILEZERS MANUFACTURED	336698.80			93310.40	102987.60
364		FRESH VEGETABLES					
365		GRANIT, NATRL STONE AND PRODCT					
366		INDL. MACHNRY FOR DAIRY ETC			40411.30		
367		INORGANIC CHEMICALS					27007.50
368		IRON AND STEEL	1247423.80				4307.60
369		IRON ORE	77767.30				
370		MILLED PRODUCTS					
371		MISC PROCESSED ITEMS					
372		MOTOR VEHICLE/CARS					
373		OIL MEALS					
374		OTHER CEREALS					
375		OTHER COMMODITIES					
376		OTHER CRUDE MINERALS					
377		OTHER MISC. ENGINEERING ITEMS	3860.50				
378		OTHER OIL SEEDS				2646.00	
379		OTHER WOOD AND WOOD PRODUCTS					
380		PETROLEUM PRODUCTS	3480.00		8846.30		

Table IV : Inter - State Movements of Goods on Principal Commodities By Rail During 2022 - 23 (Quantity in Tonnes)

Sl. No.	From State ----->>> To State ->	Principal Commodity	ODISHA	PUDUCHERRY	PUNJAB	RAJASTHAN	TAMIL NADU
	1	2	23	24	25	26	27
381	MAHARASHTRA	PROCESSED MINERALS	49139.40				3977.40
382		PRODUCTS OF IRON AND STEEL					
383		RAILWY TRNSPRT EQUIPMNTS, PRTS	282247.10		444440.70	234178.60	22228.50
384		RICE(OTHER THAN BASMOTI)			1458017.10		
385		SUGAR					
386		TWO AND THREE WHEELERS					
387		VEGETABLE OILS					
388		WHEAT			576937.50	11579.00	
389	MANIPUR	CMNT, CLINKR AND ASBSTOS CMNT					
390		FERTILEZERS MANUFACTURED	1947.80				
391		GRANIT, NATRL STONE AND PRODCT					
392		PROCESSED MINERALS					
393		PRODUCTS OF IRON AND STEEL					
394		RAILWY TRNSPRT EQUIPMNTS, PRTS					
395		RICE(OTHER THAN BASMOTI)			86455.90		
396	MIZORAM	CMNT, CLINKR AND ASBSTOS CMNT					
397		FERTILEZERS MANUFACTURED	1252.00				
398		GRANIT, NATRL STONE AND PRODCT					
399		PROCESSED MINERALS					
400		PRODUCTS OF IRON AND STEEL					

Table IV : Inter - State Movements of Goods on Principal Commodities By Rail During 2022 - 23 (Quantity in Tonnes)

Sl. No.	From State ----->>> To State ->	Principal Commodity	ODISHA	PUDUCHERRY	PUNJAB	RAJASTHAN	TAMIL NADU
	1	2	23	24	25	26	27
401	MIZORAM	RAILWY TRNSPRT EQUIPMNTS, PRTS					
402		RICE(OTHER THAN BASMOTI)			97599.30		
403		WHEAT			2015.90		
404	NAGALAND	BULK MINERALS AND ORES					
405		CEREAL PREPARATIONS					
406		CMNT, CLINKR AND ASBSTOS CMNT					
407		COTTON FABRICS, MADEUPS ETC.					
408		ELECTRIC MACHINERY AND EQUIPME					
409		FRESH FRUITS			157.50		
410		FRESH VEGETABLES			315.00		
411		GRANIT, NATRL STONE AND PRODCT					
412		MISC PROCESSED ITEMS					
413		MOLLASES					
414		OTHER COMMODITIES				3793.00	
415		PAPER, PAPER BOARD AND PRODUCT					
416		PETROLEUM PRODUCTS					
417		PLASTIC RAW MATERIALS					
418		PRODUCTS OF IRON AND STEEL					
419		PULSES					
420		RICE(OTHER THAN BASMOTI)			282274.30		

Table IV : Inter - State Movements of Goods on Principal Commodities By Rail During 2022 - 23 (Quantity in Tonnes)

Sl. No.	From State ----->>> To State ->	Principal Commodity	ODISHA	PUDUCHERRY	PUNJAB	RAJASTHAN	TAMIL NADU
	1	2	23	24	25	26	27
421	NAGALAND	SPICES					
422		SUGAR					
423		VEGETABLE OILS					
424		WHEAT				1320.30	
425	ODISHA	AGRO CHEMICALS					
426		ALCOHOLIC BEVERAGES					
427		BULK MINERALS AND ORES	7407112.20			765022.10	
428		CMNT, CLINKR AND ASBSTOS CMNT	2806932.50				
429		COAL,COKE AND BRIQUITTES ETC	83091256.60				7998.50
430		DAIRY PRODUCTS					
431		FERTILEZERS MANUFACTURED	255577.80				
432		GRANIT, NATRL STONE AND PRODCT	613385.70				
433		INDL. MACHNRY FOR DAIRY ETC			1470.00		
434		INORGANIC CHEMICALS					
435		IRON AND STEEL	2436008.50				
436		IRON ORE	31809331.20				
437		MISC PROCESSED ITEMS					
438		MOLLASES			16172.70		
439		MOTOR VEHICLE/CARS					
440		MOULDED AND EXTRUDED GOODS					

Table IV : Inter - State Movements of Goods on Principal Commodities By Rail During 2022 - 23 (Quantity in Tonnes)

Sl. No.	From State ----->>> / To State ->	Principal Commodity	ODISHA	PUDUCHERRY	PUNJAB	RAJASTHAN	TAMIL NADU
	1	2	23	24	25	26	27
441	ODISHA	OTHER COMMODITIES	38.00				
442		OTHER CRUDE MINERALS	3363184.00				
443		OTHER MISC. ENGINEERING ITEMS	714509.00				
444		OTHER WOOD AND WOOD PRODUCTS					
445		PAINT, VARNISH AND ALLID PRODC					
446		PAPER, PAPER BOARD AND PRODUCT			869.50		
447		PETROLEUM PRODUCTS	677870.30				2373.50
448		PROCESSED MINERALS	5025059.00				
449		PRODUCTS OF IRON AND STEEL	12390.10				
450		RAILWY TRNSPRT EQUIPMNTS, PRTS	286029.90		14798.70	5815.40	51004.20
451		RICE(OTHER THAN BASMOTI)	270221.60				
452		SUGAR					
453		VEGETABLE OILS					
454		WHEAT			65501.50	35412.10	
455	PUDUCHERRY	IRON AND STEEL					26742.80
456	PUNJAB	BULK MINERALS AND ORES				276664.90	
457		CMNT, CLINKR AND ASBSTOS CMNT			148358.00	1434638.50	
458		COAL,COKE AND BRIQUITTES ETC	6310573.20				
459		FERTILEZERS CRUDE					
460		FERTILEZERS MANUFACTURED	2722.50		681000.40	595525.20	

Table IV : Inter - State Movements of Goods on Principal Commodities By Rail During 2022 - 23 (Quantity in Tonnes)

Sl. No.	From State ----->>> To State ->	Principal Commodity	ODISHA	PUDUCHERRY	PUNJAB	RAJASTHAN	TAMIL NADU
	1	2	23	24	25	26	27
461	PUNJAB	FRESH VEGETABLES					
462		GRANIT, NATRL STONE AND PRODCT			65066.20	131316.10	
463		INDL. MACHNRY FOR DAIRY ETC					
464		INORGANIC CHEMICALS					
465		IRON AND STEEL	555520.30				
466		IRON ORE					
467		MISC PROCESSED ITEMS					
468		MOTOR VEHICLE/CARS					60032.90
469		OTHER CEREALS				13747.00	
470		OTHER COMMODITIES					
471		OTHER CRUDE MINERALS					
472		OTHER JUTE MANUFACTURES					
473		OTHER MISC. ENGINEERING ITEMS			41942.00		
474		OTHER WOOD AND WOOD PRODUCTS					
475		PETROLEUM PRODUCTS			72283.90		
476		PROCESSED MINERALS			7422.60	245744.30	
477		PRODUCTS OF IRON AND STEEL			8636.90		
478		RAILWY TRNSPRT EQUIPMNTS, PRTS	250974.30		20106.00	758199.90	
479		RICE(OTHER THAN BASMOTI)			50969.00	7146.50	
480		WHEAT				13607.90	

Table IV : Inter - State Movements of Goods on Principal Commodities By Rail During 2022 - 23 (Quantity in Tonnes)

Sl. No.	From State ----->>> / To State ->	Principal Commodity	ODISHA	PUDUCHERRY	PUNJAB	RAJASTHAN	TAMIL NADU
	1	2	23	24	25	26	27
481	RAJASTHAN	ALUMINIUM, PRODUCTS OF ALUMINM	8577.70				
482		BULK MINERALS AND ORES				770299.40	
483		CMNT, CLINKR AND ASBSTOS CMNT				1330913.40	
484		COAL,COKE AND BRIQUITTES ETC	1167802.10			3802.70	
485		FERTILEZERS CRUDE					
486		FERTILEZERS MANUFACTURED			92594.00	543428.10	
487		GRANIT, NATRL STONE AND PRODCT			3224.00	530555.00	
488		INDL. MACHNRY FOR DAIRY ETC				1233.80	25082.30
489		INORGANIC CHEMICALS					
490		IRON AND STEEL	159215.10				
491		MISC PROCESSED ITEMS				519108.00	
492		MOTOR VEHICLE/CARS					280.80
493		OTHER COMMODITIES					
494		OTHER CRUDE MINERALS			3973.80		
495		OTHER MISC. ENGINEERING ITEMS			155105.90		
496		OTHER WOOD AND WOOD PRODUCTS					
497		PETROLEUM PRODUCTS			10397.30		
498		PROCESSED MINERALS				144893.50	
499		PRODUCTS OF IRON AND STEEL	252.60			8116.70	
500		RAILWY TRNSPRT EQUIPMNTS, PRTS	38582.50		471580.00	754510.30	3628.50
501		RICE(OTHER THAN BASMOTI)			27215.50		
502		VEGETABLE OILS					
503		WHEAT			1831296.10		

Table IV : Inter - State Movements of Goods on Principal Commodities By Rail During 2022 - 23 (Quantity in Tonnes)

Sl. No.	From State ----->>> To State ->	Principal Commodity	ODISHA	PUDUCHERRY	PUNJAB	RAJASTHAN	TAMIL NADU
	1	2	23	24	25	26	27
504	TAMIL NADU	ALCOHOLIC BEVERAGES					
505		BULK MINERALS AND ORES	4004.00				282762.20
506		CEREAL PREPARATIONS					2512.40
507		CMNT, CLINKR AND ASBSTOS CMNT					1103283.90
508		COAL,COKE AND BRIQUITTES ETC		7002245.70			2879853.40
509		FERTILEZERS MANUFACTURED	123861.40	19639.40			736783.20
510		GRANIT, NATRL STONE AND PRODCT					573504.50
511		INDL. MACHNRY FOR DAIRY ETC			7350.00		2441.70
512		INORGANIC CHEMICALS					5188.00
513		IRON AND STEEL	585025.30				240194.30
514		IRON ORE	515479.80	168009.00			
515		MISC PROCESSED ITEMS			6999.00		
516		MOTOR VEHICLE/CARS					
517		OIL MEALS				61292.50	
518		ORGANIC CHEMICALS					112047.40
519		OTHER CEREALS				30716.00	10500.20
520		OTHER COMMODITIES				1341.60	
521		OTHER CRUDE MINERALS		33934.00			
522		OTHER JUTE MANUFACTURES					1249.10
523		OTHER MISC. ENGINEERING ITEMS	54803.70				
524		OTHER OIL SEEDS				7950.40	

Table IV : Inter - State Movements of Goods on Principal Commodities By Rail During 2022 - 23 (Quantity in Tonnes)

Sl. No.	From State ----->>> To State ->	Principal Commodity	ODISHA	PUDUCHERRY	PUNJAB	RAJASTHAN	TAMIL NADU
	1	2	23	24	25	26	27
525	TAMIL NADU	OTHER WOOD AND WOOD PRODUCTS					
526		PETROLEUM PRODUCTS			15116.00		553251.50
527		PROCESSED MINERALS					19065.80
528		PRODUCTS OF IRON AND STEEL	1274.60				18597.10
529		PULSES				2279.40	
530		RAILWY TRNSPRT EQUIPMNTS, PRTS	48701.40		11720.00	129648.70	30144.40
531		RESIDUL CHEMICL AND ALLED PROD					
532		RICE(OTHER THAN BASMOTI)	172180.80		33076.50		2561757.50
533		SUGAR					
534		WHEAT			104222.80	437365.80	14614.40
535	TELANGANA	BULK MINERALS AND ORES					
536		CMNT, CLINKR AND ASBSTOS CMNT					
537		COAL,COKE AND BRIQUITTES ETC	50391.50				31333.40
538		FERTILEZERS MANUFACTURED	234524.60	22175.10		1322.70	247280.40
539		GRANIT, NATRL STONE AND PRODCT					
540		INDL. MACHNRY FOR DAIRY ETC			17217.20		
541		INORGANIC CHEMICALS					
542		IRON AND STEEL	359320.90				
543		IRON ORE	19697.20				
544		MISC PROCESSED ITEMS			192.00		

Table IV : Inter - State Movements of Goods on Principal Commodities By Rail During 2022 - 23 (Quantity in Tonnes)

Sl. No.	From State ----->>> / To State ->	Principal Commodity	ODISHA	PUDUCHERRY	PUNJAB	RAJASTHAN	TAMIL NADU
	1	2	23	24	25	26	27
545	TELANGANA	MOTOR VEHICLE/CARS					300.00
546		OIL MEALS					
547		OTHER CEREALS					
548		OTHER CONSTRUCTION MACHINERY				3270.00	
549		OTHER MISC. ENGINEERING ITEMS					
550		PAINT, VARNISH AND ALLID PRODC					
551		PETROLEUM PRODUCTS	187903.80				326738.00
552		PROCESSED MINERALS					7780.70
553		PRODUCTS OF IRON AND STEEL					
554		RAILWY TRNSPRT EQUIPMNTS, PRTS	33822.90			97751.60	16372.40
555		RICE(OTHER THAN BASMOTI)					
556		WHEAT			23501.00	34768.70	
557	TRIPURA	BULK MINERALS AND ORES				1164.10	
558		CEREAL PREPARATIONS					
559		CMNT, CLINKR AND ASBSTOS CMNT	2650.80				1875.00
560		COAL,COKE AND BRIQUITTES ETC					
561		COSMETICS AND TOILETRIES				118.00	
562		FERTILEZERS MANUFACTURED	692.80			2571.00	
563		FRESH VEGETABLES			1574.50	1260.60	
564		GRANIT, NATRL STONE AND PRODCT				859.40	

Table IV : Inter - State Movements of Goods on Principal Commodities By Rail During 2022 - 23 (Quantity in Tonnes)

Sl. No.	From State ----->>> To State ->	Principal Commodity	ODISHA	PUDUCHERRY	PUNJAB	RAJASTHAN	TAMIL NADU
	1	2	23	24	25	26	27
565	TRIPURA	INDL. MACHNRY FOR DAIRY ETC					
566		MILLED PRODUCTS				60.60	
567		MISC PROCESSED ITEMS				984.00	
568		MOLLASES					
569		MOTOR VEHICLE/CARS					
570		OIL MEALS				7132.50	
571		OTHER CEREALS				61.80	
572		OTHER COMMODITIES				24844.30	
573		OTHER MISC. ENGINEERING ITEMS					
574		OTHER WOOD AND WOOD PRODUCTS					
575		PAINT, VARNISH AND ALLID PRODC				47.60	
576		PETROLEUM PRODUCTS					
577		PROCESSED MINERALS					
578		PRODUCTS OF IRON AND STEEL					
579		PULSES				862.00	
580		RAILWY TRNSPRT EQUIPMNTS, PRTS					
581		RICE(OTHER THAN BASMOTI)			245854.50		
582		SPICES				1858.80	
583		SUGAR					
584		WHEAT			42587.80		

Table IV : Inter - State Movements of Goods on Principal Commodities By Rail During 2022 - 23 (Quantity in Tonnes)

Sl. No.	From State ----->>> To State ->	Principal Commodity	ODISHA	PUDUCHERRY	PUNJAB	RAJASTHAN	TAMIL NADU
	1	2	23	24	25	26	27
585	UTTAR PRADESH	AUTO COMPONENTS/PARTS					
586		BULK MINERALS AND ORES				174312.30	
587		CMNT, CLINKR AND ASBSTOS CMNT	404326.20		216465.40	10032433.60	
588		COAL,COKE AND BRIQUITTES ETC	2381565.50				14539.20
589		FERTILEZERS CRUDE					
590		FERTILEZERS MANUFACTURED	760721.60			810783.70	
591		FLORICLTR PRODUCTS					
592		FRESH VEGETABLES				1682.60	
593		GRANIT, NATRL STONE AND PRODCT			9675.00	385037.60	
594		INDL. MACHNRY FOR DAIRY ETC			55568.80		1238.20
595		INORGANIC CHEMICALS					21674.00
596		IRON AND STEEL	1928262.70				1396.60
597		IRON ORE	712840.20				
598		MOTOR VEHICLE/CARS					5653.50
599		OTHER CEREALS					
600		OTHER COMMODITIES					
601		OTHER CRUDE MINERALS					
602		OTHER JUTE MANUFACTURES					
603		OTHER MISC. ENGINEERING ITEMS			224649.00		
604		OTHER WOOD AND WOOD PRODUCTS					

Table IV : Inter - State Movements of Goods on Principal Commodities By Rail During 2022 - 23 (Quantity in Tonnes)

Sl. No.	From State ----->>> / To State ->	Principal Commodity	ODISHA	PUDUCHERRY	PUNJAB	RAJASTHAN	TAMIL NADU
	1	2	23	24	25	26	27
605	UTTAR PRADESH	PAINT, VARNISH AND ALLID PRODC					
606		PETROLEUM PRODUCTS	287291.30		45245.40		
607		PROCESSED MINERALS	146452.00			74173.70	
608		PRODUCTS OF IRON AND STEEL	28571.20		40.00		
609		PULSES					
610		RAILWY TRNSPRT EQUIPMNTS, PRTS	272509.80		4071.00	1718173.40	7953.60
611		RICE(OTHER THAN BASMOTI)			4339486.30		
612		SUGAR					
613		VEGETABLE OILS					
614		WHEAT			3483941.30	36815.20	
615	UTTARAKHAND	CMNT, CLINKR AND ASBSTOS CMNT	5345.10		242415.40	510568.00	
616		COAL,COKE AND BRIQUITTES ETC					
617		FERTILEZERS CRUDE					
618		FERTILEZERS MANUFACTURED				19266.50	
619		GRANIT, NATRL STONE AND PRODCT					
620		IRON AND STEEL					
621		MOLLASES					
622		OTHER CEREALS					
623		OTHER COMMODITIES					
624		OTHER WOOD AND WOOD PRODUCTS					
625		PETROLEUM PRODUCTS					
626		PROCESSED MINERALS				4295.80	

Table IV : Inter - State Movements of Goods on Principal Commodities By Rail During 2022 - 23 (Quantity in Tonnes)

Sl. No.	From State ----->>> To State ->	Principal Commodity	ODISHA	PUDUCHERRY	PUNJAB	RAJASTHAN	TAMIL NADU
	1	2	23	24	25	26	27
627	UTTARAKHAND	PRODUCTS OF IRON AND STEEL					
628		RAILWY TRNSPRT EQUIPMNTS, PRTS	57835.50			238696.70	
629		RICE(OTHER THAN BASMOTI)					
630		WHEAT			73323.90		
631	WEST BENGAL	AGRO CHEMICALS					
632		ALCOHOLIC BEVERAGES					
633		ALUMINIUM, PRODUCTS OF ALUMINM	29178.80				
634		BULK MINERALS AND ORES	892745.20			554894.30	
635		CEREAL PREPARATIONS					
636		CMNT, CLINKR AND ASBSTOS CMNT	1925101.10				
637		COAL,COKE AND BRIQUITTES ETC	19147413.20				13796.60
638		COSMETICS AND TOILETRIES					
639		COTTON FABRICS, MADEUPS ETC.					
640		COTTON RAW INCLD. WASTE					
641		DAIRY PRODUCTS					
642		DYES					
643		FERTILEZERS CRUDE					
644		FERTILEZERS MANUFACTURED	419806.20			51617.80	35430.70
645		FLORICLTR PRODUCTS					
646		FRESH VEGETABLES					
647		GRANIT, NATRL STONE AND PRODCT	11452.20				
648		HANDCRFS(EXCL.HANDMADE CRPTS)					

Table IV : Inter - State Movements of Goods on Principal Commodities By Rail During 2022 - 23 (Quantity in Tonnes)

Sl. No.	From State ----->>> / To State ->	Principal Commodity	ODISHA	PUDUCHERRY	PUNJAB	RAJASTHAN	TAMIL NADU
	1	2	23	24	25	26	27
649	WEST BENGAL	INDL. MACHNRY FOR DAIRY ETC			10839.90		742.30
650		INORGANIC CHEMICALS					
651		IRON AND STEEL	1484101.60				
652		IRON ORE	18673054.00				
653		MISC PROCESSED ITEMS				2580.00	
654		MOTOR VEHICLE/CARS					4150.00
655		MOULDED AND EXTRUDED GOODS					
656		OIL MEALS				19883.90	
657		OTHER CEREALS	13990.00			9216.00	
658		OTHER COMMODITIES	94746.20			8791.60	
659		OTHER CRUDE MINERALS	1559828.70				
660		OTHER MISC. ENGINEERING ITEMS	290252.80				
661		OTHER WOOD AND WOOD PRODUCTS	60681.60				51017.60
662		PAINT, VARNISH AND ALLID PRODC				10308.40	
663		PAPER, PAPER BOARD AND PRODUCT					
664		PETROLEUM PRODUCTS	284478.70		61807.20		
665		PROCESSED FRUITS AND JUICES					
666		PROCESSED MINERALS	859339.00				
667		PRODUCTS OF IRON AND STEEL	3678.70				
668		PULP AND WASTE PAPER					
669		PULSES					
670		RAILWY TRNSPRT EQUIPMNTS, PRTS	360663.20		5020.50	811621.60	
671		RICE(OTHER THAN BASMOTI)	284514.20		213661.50		
672		SUGAR					
673		VEGETABLE OILS				27759.00	
674		WHEAT	9284.90		1054889.10	32603.00	
675	Grand Total --->>		311373435.50	7306862.00	32847827.40	51105086.80	20542426.10

Table IV : Inter - State Movements of Goods on Principal Commodities By Rail During 2022 - 23 (Quantity in Tonnes)

Sl. No.	From State ----->>> To State ->	Principal Commodity	TELANGANA	TRIPURA	UTTAR PRADESH	UTTARAKHAND	WEST BENGAL	Grand Total
	1	2	28	29	30	31	32	33
1	ANDHRA PRADESH	ALUMINIUM, PRODUCTS OF ALUMINM						74352.20
2		BULK MINERALS AND ORES	2602.10					1991362.20
3		CMNT, CLINKR AND ASBSTOS CMNT	630376.80					1910125.80
4		COAL,COKE AND BRIQUITTES ETC	7833502.30				564075.50	36169725.90
5		FERTILEZERS MANUFACTURED	154099.10					2876992.10
6		GRANIT, NATRL STONE AND PRODCT	852147.90					1344159.50
7		INDL. MACHNRY FOR DAIRY ETC						31271.90
8		INORGANIC CHEMICALS						4212.80
9		IRON AND STEEL					35895.90	944592.90
10		IRON ORE					3854.90	19312721.00
11		MISC PROCESSED ITEMS						1334.60
12		OIL MEALS	2539.00					127314.00
13		OTHER CEREALS	22374.40		13214.00		2661.00	583628.10
14		OTHER COMMODITIES						3405.90
15		OTHER CRUDE MINERALS						1144213.70
16		OTHER MISC. ENGINEERING ITEMS						185602.90
17		OTHER WOOD AND WOOD PRODUCTS						183.00
18		PETROLEUM PRODUCTS			81545.50		13592.50	2270012.40
19		PROCESSED MINERALS	515164.20					2443603.50
20		PRODUCTS OF IRON AND STEEL	2258.30				88280.80	188344.80

Table IV : Inter - State Movements of Goods on Principal Commodities By Rail During 2022 - 23 (Quantity in Tonnes)

Sl. No.	From State ----->>> To State ->	Principal Commodity	TELANGANA	TRIPURA	UTTAR PRADESH	UTTARAKHAND	WEST BENGAL	Grand Total
	1	2	28	29	30	31	32	33
21	ANDHRA PRADESH	RAILWY TRNSPRT EQUIPMNTS, PRTS	108467.40				8423.20	2206523.00
22		RICE(OTHER THAN BASMOTI)	5496.00		1293.00		28689.30	3372814.90
23		SUGAR			91157.80			895092.70
24		WHEAT			159004.20			683931.90
25	ARUNACHAL PRADESH	OTHER WOOD AND WOOD PRODUCTS						3359.80
26		PETROLEUM PRODUCTS						184477.90
27		RICE(OTHER THAN BASMOTI)				1335.00		21179.00
28	ASSAM	AGRO CHEMICALS						3435.10
29		ALCOHOLIC BEVERAGES			2371.40			42948.90
30		ATM, INJCTNG MLDING MCHNRY ETC						707.30
31		BULK MINERALS AND ORES			121.00			338698.30
32		CERAMICS AND ALLIED PRODUCTS						1488.30
33		CEREAL PREPARATIONS			930.00		12.80	14747.90
34		CMNT, CLINKR AND ASBSTOS CMNT	44765.50				1584901.00	2661565.30
35		COAL,COKE AND BRIQUITTES ETC			11553.10		1712045.20	3626852.30
36		COSMETICS AND TOILETRIES			2653.60			7239.10
37		COTTON FABRICS, MADEUPS ETC.						19532.70
38		COTTON RAW INCLD. WASTE						22.00
39		DAIRY PRODUCTS						56073.10
40		FERTILEZERS CRUDE						1749.10

Table IV : Inter - State Movements of Goods on Principal Commodities By Rail During 2022 - 23 (Quantity in Tonnes)

Sl. No.	From State ----->>> To State ->	Principal Commodity	TELANGANA	TRIPURA	UTTAR PRADESH	UTTARAKHAND	WEST BENGAL	Grand Total
	1	2	28	29	30	31	32	33
41	ASSAM	FERTILEZERS MANUFACTURED			88952.00		159304.50	624783.80
42		FLORICLTR PRODUCTS						845.00
43		FRESH FRUITS						7884.80
44		FRESH VEGETABLES			34570.60		34535.00	120251.40
45		GRANIT, NATRL STONE AND PRODCT		631.00			65226.80	894615.70
46		INDL. MACHNRY FOR DAIRY ETC						5692.40
47		INORGANIC CHEMICALS			634.00			8792.50
48		IRON AND STEEL					97342.60	558868.70
49		MILLED PRODUCTS			1960.30			2552.20
50		MISC PROCESSED ITEMS			1938.20			128355.20
51		MOLLASES			6465.00	178.40		6643.40
52		MOTOR VEHICLE/CARS	3587.30		245.70	16091.00		123109.50
53		MOULDED AND EXTRUDED GOODS						9509.00
54		OIL MEALS			1421.30			22708.40
55		OTHER CEREALS						11555.60
56		OTHER COMMODITIES			19678.80		132083.00	1300116.50
57		OTHER CONSTRUCTION MACHINERY						480.00
58		OTHER CRUDE MINERALS			1964.70		27690.30	37515.50
59		OTHER MISC. ENGINEERING ITEMS			82180.80		769170.50	2344988.60
60		OTHER OIL SEEDS						24.80

Table IV : Inter - State Movements of Goods on Principal Commodities By Rail During 2022 - 23 (Quantity in Tonnes)

Sl. No.	From State ----->>> To State ->	Principal Commodity	TELANGANA	TRIPURA	UTTAR PRADESH	UTTARAKHAND	WEST BENGAL	Grand Total
	1	2	28	29	30	31	32	33
61	ASSAM	OTHER WOOD AND WOOD PRODUCTS						23031.80
62		PAINT, VARNISH AND ALLID PRODC						37077.20
63		PAPER, PAPER BOARD AND PRODUCT						16792.50
64		PETROLEUM PRODUCTS			10845.00		158009.80	1087323.50
65		PETROLEUM: CRUDE					119457.90	836227.20
66		PLASTIC RAW MATERIALS						327.20
67		PLYWOOD AND ALLIED PRODUCTS						832.60
68		PROCESSED FRUITS AND JUICES						1757.40
69		PROCESSED MINERALS						43166.20
70		PRODUCTS OF IRON AND STEEL					5809.00	231638.90
71		PULSES			29662.60		1504.30	116407.10
72		RAILWY TRNSPRT EQUIPMNTS, PRTS		170.00	2627.80		136516.40	768037.70
73		RICE -BASMOTI						63.00
74		RICE(OTHER THAN BASMOTI)			65018.10	172522.00	19454.90	3063931.80
75		SPICES						4391.50
76		SUGAR			4926.30			499045.80
77		TWO AND THREE WHEELERS						40.00
78		VEGETABLE OILS						5605.40
79		WHEAT			195826.30			788343.10

Table IV : Inter - State Movements of Goods on Principal Commodities By Rail During 2022 - 23 (Quantity in Tonnes)

Sl. No.	From State ----->>> To State ->	Principal Commodity	TELANGANA	TRIPURA	UTTAR PRADESH	UTTARAKHAND	WEST BENGAL	Grand Total
	1	2	28	29	30	31	32	33
80	BIHAR	ATM, INJCTNG MLDING MCHNRY ETC						224.00
81		BULK MINERALS AND ORES						1220762.10
82		CASTOR OIL						1118.70
83		CMNT, CLINKR AND ASBSTOS CMNT	119201.90		706296.70	870.00	1992166.40	18268580.30
84		COAL,COKE AND BRIQUITTES ETC			1963503.60		4408778.60	35531578.20
85		COTTON FABRICS, MADEUPS ETC.						2136.00
86		COTTON RAW INCLD. WASTE						374.40
87		FERTILEZERS CRUDE			445.90		21410.00	33417.90
88		FERTILEZERS MANUFACTURED			1088553.20		555079.10	4004673.40
89		FRESH VEGETABLES						493716.30
90		GRANIT, NATRL STONE AND PRODCT			526846.50		1390951.10	14202061.80
91		HANDCRFS(EXCL.HANDMADE CRPTS)			27238.20			27238.20
92		INDL. MACHNRY FOR DAIRY ETC						55683.40
93		INORGANIC CHEMICALS						29134.30
94		IRON AND STEEL					392472.00	1325463.30
95		IRON ORE						18725.50
96		MANMADE YARN,FABRICS,MADEUPS						9.60
97		MISC PROCESSED ITEMS			15975.00			29412.10
98		MOTOR VEHICLE/CARS				1119.50		22280.20
99		MOULDED AND EXTRUDED GOODS						1.00

Table IV : Inter - State Movements of Goods on Principal Commodities By Rail During 2022 - 23 (Quantity in Tonnes)

Sl. No.	From State ----->>> To State ->	Principal Commodity	TELANGANA	TRIPURA	UTTAR PRADESH	UTTARAKHAND	WEST BENGAL	Grand Total
	1	2	28	29	30	31	32	33
100	BIHAR	OIL MEALS						79269.60
101		OTHER CEREALS			2696.60		4865.50	117371.30
102		OTHER COMMODITIES					62992.40	93530.00
103		OTHER CRUDE MINERALS			25621.50		332044.40	1055011.80
104		OTHER JUTE MANUFACTURES					50610.40	51826.40
105		OTHER OIL SEEDS						496.00
106		OTHER WOOD AND WOOD PRODUCTS						804.40
107		PAINT, VARNISH AND ALLID PRODC						4010.00
108		PETROLEUM PRODUCTS			472662.40		547723.50	1382374.40
109		PROCESSED MINERALS			7542.80		333211.50	1108023.70
110		PRODUCTS OF IRON AND STEEL			11386.50		13284.00	204898.50
111		PULSES						120.00
112		RAILWY TRNSPRT EQUIPMNTS, PRTS					371996.20	1371234.00
113		RICE(OTHER THAN BASMOTI)	61714.00		32840.00	10701.00		6247536.20
114		SPICES						64.00
115		SUGAR	5385.00		151711.80	15431.00		575180.70
116		TWO AND THREE WHEELERS				4974.20		5276.60
117		VEGETABLE OILS						1008.70
118		WHEAT			15495.00			1706736.30

Table IV : Inter - State Movements of Goods on Principal Commodities By Rail During 2022 - 23 (Quantity in Tonnes)

Sl. No.	From State ----->>> To State ->	Principal Commodity	TELANGANA	TRIPURA	UTTAR PRADESH	UTTARAKHAND	WEST BENGAL	Grand Total
	1	2	28	29	30	31	32	33
119	CHANDIGARH	BULK MINERALS AND ORES						8577.80
120		CMNT, CLINKR AND ASBSTOS CMNT						90149.90
121		COAL,COKE AND BRIQUITTES ETC						31342.70
122		FERTILEZERS MANUFACTURED			11831.40			61170.30
123		GRANIT, NATRL STONE AND PRODCT						3224.00
124		IRON AND STEEL					24481.40	389693.80
125		MOTOR VEHICLE/CARS						4575.00
126		PETROLEUM PRODUCTS						33183.80
127		PROCESSED MINERALS						38316.70
128		PRODUCTS OF IRON AND STEEL					1030.80	6089.80
129	CHHATTISGARH	ALCOHOLIC BEVERAGES			2768.60			6390.00
130		ALUMINIUM, PRODUCTS OF ALUMINM						33620.20
131		ATM, INJCTNG MLDING MCHNRY ETC						266.00
132		BULK MINERALS AND ORES					185435.10	4062828.70
133		CMNT, CLINKR AND ASBSTOS CMNT	8250.00					845775.80
134		COAL,COKE AND BRIQUITTES ETC	39584.90		308361.00		760795.00	54797843.70
135		FERTILEZERS CRUDE						5296.00
136		FERTILEZERS MANUFACTURED	17550.70		194170.20			1725368.00
137		GRANIT, NATRL STONE AND PRODCT						563818.80
138		INDL. MACHNRY FOR DAIRY ETC						16137.20
139		INORGANIC CHEMICALS						188.20
140		IRON AND STEEL					201109.60	1129163.60

Table IV : Inter - State Movements of Goods on Principal Commodities By Rail During 2022 - 23 (Quantity in Tonnes)

Sl. No.	From State ----->>> To State ->	Principal Commodity	TELANGANA	TRIPURA	UTTAR PRADESH	UTTARAKHAND	WEST BENGAL	Grand Total
	1	2	28	29	30	31	32	33
141	CHHATTISGARH	IRON ORE					122829.80	21850242.60
142		MOTOR VEHICLE/CARS	106.30			250.00		986.30
143		OTHER CEREALS						20069.00
144		OTHER COMMODITIES					15486.30	19969.00
145		OTHER CRUDE MINERALS						930790.30
146		OTHER JUTE MANUFACTURES					51709.20	51709.20
147		OTHER MISC. ENGINEERING ITEMS						446202.30
148		OTHER OIL SEEDS						5261.00
149		OTHER WOOD AND WOOD PRODUCTS						8364.90
150		PETROLEUM PRODUCTS			420435.00		39230.20	2850662.20
151		PROCESSED MINERALS						3271616.40
152		PRODUCTS OF IRON AND STEEL					42933.20	83367.90
153		RAILWY TRNSPRT EQUIPMNTS, PRTS	1160.10	225.00	225.00		71347.20	327643.90
154		RICE(OTHER THAN BASMOTI)						26795.00
155		WHEAT						56271.00
156	DELHI	BULK MINERALS AND ORES						67137.80
157		CMNT, CLINKR AND ASBSTOS CMNT			21100.00	7340.40		632732.60
158		FRESH FRUITS						42891.00
159		FRESH VEGETABLES						4804.90
160		GRANIT, NATRL STONE AND PRODCT						84935.00

Table IV : Inter - State Movements of Goods on Principal Commodities By Rail During 2022 - 23 (Quantity in Tonnes)

Sl. No.	From State ----->>> To State ->	Principal Commodity	TELANGANA	TRIPURA	UTTAR PRADESH	UTTARAKHAND	WEST BENGAL	Grand Total
	1	2	28	29	30	31	32	33
161	DELHI	INORGANIC CHEMICALS						10742.00
162		IRON AND STEEL			421.00		91931.80	417940.90
163		MOTOR VEHICLE/CARS						52186.90
164		OIL MEALS						994.00
165		OTHER COMMODITIES						93099.00
166		OTHER WOOD AND WOOD PRODUCTS						4913.50
167		PETROLEUM PRODUCTS						310279.10
168		PRODUCTS OF IRON AND STEEL			1115.70		1087.90	14469.60
169		PULSES						19414.70
170		RAILWY TRNSPRT EQUIPMNTS, PRTS	18918.60		23805.00	6137.10	19776.80	2303359.30
171		SUGAR						2655.60
172		VEGETABLE OILS						14201.20
173		WHEAT			2701.50			114051.40
174	GOA	CMNT, CLINKR AND ASBSTOS CMNT						414021.80
175		GRANIT, NATRL STONE AND PRODCT						110607.20
176		IRON AND STEEL						792199.00
177		IRON ORE						842105.60
178		PRODUCTS OF IRON AND STEEL						2818.20
179		RAILWY TRNSPRT EQUIPMNTS, PRTS						167481.60
180		RICE(OTHER THAN BASMOTI)						44499.40
181		WHEAT						26230.50

Table IV : Inter - State Movements of Goods on Principal Commodities By Rail During 2022 - 23 (Quantity in Tonnes)

Sl. No.	From State ----->>> To State ->	Principal Commodity	TELANGANA	TRIPURA	UTTAR PRADESH	UTTARAKHAND	WEST BENGAL	Grand Total
	1	2	28	29	30	31	32	33
182	GUJARAT	AUTO COMPONENTS/PARTS						838.00
183		BULK MINERALS AND ORES						1539002.20
184		CMNT, CLINKR AND ASBSTOS CMNT	8162.50					3627568.60
185		COAL,COKE AND BRIQUITTES ETC	4083.60		545354.80		256523.40	17699414.30
186		FERTILEZERS MANUFACTURED						2609925.90
187		GRANIT, NATRL STONE AND PRODCT						545164.80
188		INDL. MACHNRY FOR DAIRY ETC			1020.00			8038.10
189		INORGANIC CHEMICALS						29113.20
190		IRON AND STEEL					8209.10	2000061.30
191		IRON ORE						256741.60
192		MILLED PRODUCTS						1335.00
193		MISC PROCESSED ITEMS			9645.70			9645.70
194		MOTOR VEHICLE/CARS				296.00		41594.10
195		OIL MEALS						170030.50
196		OTHER CEREALS			7983.00		2614.30	72444.70
197		OTHER COMMODITIES						5340.00
198		OTHER CONSTRUCTION MACHINERY			255.00			255.00
199		OTHER MISC. ENGINEERING ITEMS			15813.90			15813.90
200		OTHER WOOD AND WOOD PRODUCTS						2253.00

Table IV : Inter - State Movements of Goods on Principal Commodities By Rail During 2022 - 23 (Quantity in Tonnes)

Sl. No.	From State ----->>> To State ->	Principal Commodity	TELANGANA	TRIPURA	UTTAR PRADESH	UTTARAKHAND	WEST BENGAL	Grand Total
	1	2	28	29	30	31	32	33
201	GUJARAT	PETROLEUM PRODUCTS			338173.50		2370.30	3465485.70
202		PROCESSED MINERALS						102315.70
203		PRODUCTS OF IRON AND STEEL					54044.40	162147.10
204		PULSES						2494.00
205		RAILWY TRNSPRT EQUIPMNTS, PRTS	13675.70	225.00	652510.90	161984.70	217114.10	19877249.70
206		RESIDUL CHEMICL AND ALLED PROD						2669.50
207		RICE(OTHER THAN BASMOTI)			10838.00	8250.00		2415424.50
208		SUGAR			581209.00	31645.20		1259666.30
209		WHEAT			558018.00	2522.70		2753604.10
210	HARYANA	ATM, INJCTNG MLDING MCHNRY ETC						85.00
211		BICYCLE AND PARTS						150.00
212		BULK MINERALS AND ORES						126662.00
213		CMNT, CLINKR AND ASBSTOS CMNT			43949.00	12978.50		6626262.70
214		COAL,COKE AND BRIQUITTES ETC	171244.90		3258354.00		1857868.70	22631338.50
215		FERTILEZERS CRUDE			383.40			3417.00
216		FERTILEZERS MANUFACTURED			500704.80		15208.00	2856211.60
217		GRANIT, NATRL STONE AND PRODCT			40656.80			425080.80
218		INDL. MACHNRY FOR DAIRY ETC						16154.60
219		INORGANIC CHEMICALS						2813.80
220		IRON AND STEEL					105109.60	4869353.10

Table IV : Inter - State Movements of Goods on Principal Commodities By Rail During 2022 - 23 (Quantity in Tonnes)

Sl. No.	From State ----->>> To State ->	Principal Commodity	TELANGANA	TRIPURA	UTTAR PRADESH	UTTARAKHAND	WEST BENGAL	Grand Total
	1	2	28	29	30	31	32	33
221	HARYANA	MOTOR VEHICLE/CARS						242542.50
222		OIL MEALS						4980.00
223		OTHER CEREALS						179720.00
224		OTHER COMMODITIES						150566.60
225		OTHER CONSTRUCTION MACHINERY						1074.00
226		OTHER JUTE MANUFACTURES					65499.20	68006.10
227		OTHER MISC. ENGINEERING ITEMS						105955.30
228		OTHER WOOD AND WOOD PRODUCTS						558.00
229		PETROLEUM PRODUCTS			18533.90		92302.20	1733733.20
230		PROCESSED MINERALS						68093.70
231		PRODUCTS OF IRON AND STEEL			5878.30		51891.20	145941.50
232		PULSES						1357.00
233		RAILWY TRNSPRT EQUIPMNTS, PRTS			137892.90	36646.80	17649.30	11920875.90
234		RESIDUL CHEMICL AND ALLED PROD						7945.40
235		RICE(OTHER THAN BASMOTI)						33636.30
236		TWO AND THREE WHEELERS						293.40
237		WHEAT						16297.80
238	HIMACHAL PRADESH	GRANIT, NATRL STONE AND PRODCT						9672.00

Table IV : Inter - State Movements of Goods on Principal Commodities By Rail During 2022 - 23 (Quantity in Tonnes)

Sl. No.	From State ----->>> To State ->	Principal Commodity	TELANGANA	TRIPURA	UTTAR PRADESH	UTTARAKHAND	WEST BENGAL	Grand Total
	1	2	28	29	30	31	32	33
239	JAMMU AND KASHMIR	BULK MINERALS AND ORES						29430.00
240		CMNT, CLINKR AND ASBSTOS CMNT						1915857.10
241		FERTILEZERS MANUFACTURED			55789.80			219070.80
242		FLORICLTR PRODUCTS						410.00
243		FRESH VEGETABLES						28151.50
244		GRANIT, NATRL STONE AND PRODCT						24780.00
245		INDL. MACHNRY FOR DAIRY ETC						378.00
246		MOTOR VEHICLE/CARS			13.00			13.00
247		OTHER CRUDE MINERALS			1984.60			3910.10
248		PETROLEUM PRODUCTS			224187.90			1285606.20
249		PRODUCTS OF IRON AND STEEL						4854.10
250		RICE(OTHER THAN BASMOTI)						202422.90
251		WHEAT						84963.80
252	JHARKHAND	ALCOHOLIC BEVERAGES			2384.00			2971.70
253		BULK MINERALS AND ORES			7559.40		1979588.10	6865752.30
254		CMNT, CLINKR AND ASBSTOS CMNT	26722.20		3997.30		181718.30	8048931.50
255		COAL,COKE AND BRIQUITTES ETC	69150.20				6567131.70	37207966.90
256		FERTILEZERS CRUDE			116.80		5334.00	7911.30
257		FERTILEZERS MANUFACTURED			152776.30		43302.30	334396.80
258		FRESH VEGETABLES						850.50
259		GRANIT, NATRL STONE AND PRODCT			62446.50		88610.60	995476.60
260		INDL. MACHNRY FOR DAIRY ETC						2058.00

Table IV : Inter - State Movements of Goods on Principal Commodities By Rail During 2022 - 23 (Quantity in Tonnes)

Sl. No.	From State ----->>> To State ->	Principal Commodity	TELANGANA	TRIPURA	UTTAR PRADESH	UTTARAKHAND	WEST BENGAL	Grand Total
	1	2	28	29	30	31	32	33
261	JHARKHAND	INORGANIC CHEMICALS			2725.30			90396.30
262		IRON AND STEEL					60929.40	1026722.30
263		IRON ORE					667112.90	30546106.50
264		MISC PROCESSED ITEMS						6503.00
265		MOTOR VEHICLE/CARS				9573.80		20645.50
266		OTHER COMMODITIES					1077.00	1077.00
267		OTHER CRUDE MINERALS			9853.00		599967.40	4512811.60
268		OTHER MISC. ENGINEERING ITEMS						236739.10
269		PETROLEUM PRODUCTS			281600.10		508489.00	1042141.40
270		PROCESSED MINERALS	3687.50		83216.20		1526682.60	3103129.20
271		PRODUCTS OF IRON AND STEEL			102.00		27929.90	202840.10
272		RAILWY TRNSPRT EQUIPMNTS, PRTS					609.60	268271.60
273		RICE(OTHER THAN BASMOTI)	669069.80					1679337.80
274		SUGAR			18211.30	1282.50		30155.30
275		WHEAT			1357.50			809120.30
276	KARNATAKA	ALCOHOLIC BEVERAGES						7744.10
277		ATM, INJCTNG MLDING MCHNRY ETC						63.60
278		AUTO COMPONENTS/PARTS						671.40
279		BOOKS, PUBLICATIONS AND PRNTNG			150.00			150.00
280		BULK MINERALS AND ORES						3653331.60

Table IV : Inter - State Movements of Goods on Principal Commodities By Rail During 2022 - 23 (Quantity in Tonnes)

Sl. No.	From State ----->>> To State ->	Principal Commodity	TELANGANA	TRIPURA	UTTAR PRADESH	UTTARAKHAND	WEST BENGAL	Grand Total
	1	2	28	29	30	31	32	33
281	KARNATAKA	CMNT, CLINKR AND ASBSTOS CMNT	94969.60					7709041.70
282		COAL,COKE AND BRIQUITTES ETC	12357941.80		28087.60		15522.80	40350984.00
283		ELECTRIC MACHINERY AND EQUIPME						60.00
284		FERTILEZERS CRUDE						3127.70
285		FERTILEZERS MANUFACTURED	181625.80					4601698.10
286		FRESH FRUITS						275.00
287		FRESH VEGETABLES						27051.00
288		GRANIT, NATRL STONE AND PRODCT						682889.30
289		INDL. MACHNRY FOR DAIRY ETC			765.60			56882.60
290		INORGANIC CHEMICALS						23648.10
291		IRON AND STEEL					33574.40	2371288.00
292		IRON ORE					3868.50	16388569.10
293		MISC PROCESSED ITEMS						33.30
294		MOTOR VEHICLE/CARS				5250.00		112991.30
295		OIL MEALS						75160.20
296		OTHER CEREALS	5173.70		58090.50		5288.80	268385.50
297		OTHER COMMODITIES						2385.90
298		OTHER CONSTRUCTION MACHINERY						28872.00
299		OTHER CRUDE MINERALS						400730.00
300		OTHER MISC. ENGINEERING ITEMS	349589.70					1597800.20

Table IV : Inter - State Movements of Goods on Principal Commodities By Rail During 2022 - 23 (Quantity in Tonnes)

Sl. No.	From State ----->>> To State ->	Principal Commodity	TELANGANA	TRIPURA	UTTAR PRADESH	UTTARAKHAND	WEST BENGAL	Grand Total
	1	2	28	29	30	31	32	33
301	KARNATAKA	OTHER WOOD AND WOOD PRODUCTS						2052.90
302		PETROLEUM PRODUCTS						6670044.10
303		PROCESSED MINERALS	118433.30					2304257.10
304		PRODUCTS OF IRON AND STEEL			48.00		2743.10	243480.40
305		RAILWY TRNSPRT EQUIPMNTS, PRTS	10735.60				25692.20	1761617.20
306		RICE(OTHER THAN BASMOTI)	1103394.90				2732.60	4253361.10
307		SUGAR						39544.60
308		TWO AND THREE WHEELERS				195.80		411.80
309		WHEAT			204799.80			885601.20
310	KERALA	ALCOHOLIC BEVERAGES						4270.00
311		BULK MINERALS AND ORES						22932.90
312		CMNT, CLINKR AND ASBSTOS CMNT	5313.00					1783001.70
313		COAL,COKE AND BRIQUITTES ETC	49019.80					56582.40
314		CRANES, LIFTS AND WINCHES						459.60
315		FERTILEZERS MANUFACTURED						270165.60
316		GRANIT, NATRL STONE AND PRODCT						243585.70
317		INDL. MACHNRY FOR DAIRY ETC						271.30
318		IRON AND STEEL					5885.00	209481.70
319		MISC PROCESSED ITEMS			80623.00	2500.10		128161.20
320		MOTOR VEHICLE/CARS						3087.10

Table IV : Inter - State Movements of Goods on Principal Commodities By Rail During 2022 - 23 (Quantity in Tonnes)

Sl. No.	From State ----->>> To State ->	Principal Commodity	TELANGANA	TRIPURA	UTTAR PRADESH	UTTARAKHAND	WEST BENGAL	Grand Total
	1	2	28	29	30	31	32	33
321		OIL MEALS			732.50			34088.70
322		OTHER CEREALS			1341.00			32637.30
323		OTHER COMMODITIES						2475.00
324		PETROLEUM PRODUCTS						772385.90
325		PROCESSED MINERALS						211244.00
326		PRODUCTS OF IRON AND STEEL					119.90	30567.60
327		RAILWY TRNSPRT EQUIPMNTS, PRTS						38084.80
328		RICE(OTHER THAN BASMOTI)	797207.30					1387977.60
329		WHEAT			37906.50			598275.60
330	MADHYA PRADESH	ALCOHOLIC BEVERAGES			327.00			3438.60
331		BULK MINERALS AND ORES						1350212.90
332		CMNT, CLINKR AND ASBSTOS CMNT	527232.40		9663.00			4709253.80
333		COAL,COKE AND BRIQUITTES ETC	126847.10		3455435.70		261120.10	47039862.50
334		FERTILEZERS CRUDE						2578.20
335		FERTILEZERS MANUFACTURED			262616.00			5396424.80
336		GRANIT, NATRL STONE AND PRODCT			103869.00			1102804.50
337		INDL. MACHNRY FOR DAIRY ETC			1275.00			39264.40
338		INORGANIC CHEMICALS						4304.70
339		IRON AND STEEL					4975.90	899619.30
340		IRON ORE					154317.30	196968.10

Table IV : Inter - State Movements of Goods on Principal Commodities By Rail During 2022 - 23 (Quantity in Tonnes)

Sl. No.	From State ----->>> To State ->	Principal Commodity	TELANGANA	TRIPURA	UTTAR PRADESH	UTTARAKHAND	WEST BENGAL	Grand Total
	1	2	28	29	30	31	32	33
341	MADHYA PRADESH	MOTOR VEHICLE/CARS						8242.80
342		ORGANIC CHEMICALS						2160.00
343		OTHER CEREALS						27727.40
344		OTHER CRUDE MINERALS						23721.80
345		OTHER JUTE MANUFACTURES					27434.80	27434.80
346		OTHER MISC. ENGINEERING ITEMS			197539.00			873886.00
347		OTHER OIL SEEDS						7995.00
348		OTHER WOOD AND WOOD PRODUCTS			16905.00		1561.00	126829.20
349		PETROLEUM PRODUCTS			776295.50		230605.20	4998398.10
350		PROCESSED MINERALS			376214.30			1689608.70
351		PRODUCTS OF IRON AND STEEL			5351.60		611.20	337938.40
352		RAILWY TRNSPRT EQUIPMNTS, PRTS			38348.10		63819.50	1561046.90
353		RICE(OTHER THAN BASMOTI)						1332583.50
354		TWO AND THREE WHEELERS				211.00		527.30
355		WHEAT						359098.20
356	MAHARASHTRA	ATM, INJCTNG MLDING MCHNRY ETC						56.00
357		BULK MINERALS AND ORES						655984.00
358		CMNT, CLINKR AND ASBSTOS CMNT	1773815.80					20593375.60
359		COAL,COKE AND BRIQUITTES ETC	4981275.20		19494.10		14930.50	79090929.10
360		COSMETICS AND TOILETRIES						2867.60

Table IV : Inter - State Movements of Goods on Principal Commodities By Rail During 2022 - 23 (Quantity in Tonnes)

Sl. No.	From State ----->>> To State ->	Principal Commodity	TELANGANA	TRIPURA	UTTAR PRADESH	UTTARAKHAND	WEST BENGAL	Grand Total
	1	2	28	29	30	31	32	33
361	MAHARASHTRA	ELECTRIC MACHINERY AND EQUIPME						60.00
362		FERTILEZERS CRUDE						125.00
363		FERTILEZERS MANUFACTURED	34738.60					6164036.40
364		FRESH VEGETABLES						1839.40
365		GRANIT, NATRL STONE AND PRODCT	5294.80					1411846.40
366		INDL. MACHNRY FOR DAIRY ETC						57230.60
367		INORGANIC CHEMICALS						29570.10
368		IRON AND STEEL					270079.80	8610087.00
369		IRON ORE					3882.00	1874743.90
370		MILLED PRODUCTS						280.70
371		MISC PROCESSED ITEMS			2490.60			12673.30
372		MOTOR VEHICLE/CARS				500.00		28873.20
373		OIL MEALS						147978.80
374		OTHER CEREALS	2554.60		77787.10			147029.80
375		OTHER COMMODITIES				1294.70		236533.10
376		OTHER CRUDE MINERALS						101704.50
377		OTHER MISC. ENGINEERING ITEMS						378124.40
378		OTHER OIL SEEDS						2646.00
379		OTHER WOOD AND WOOD PRODUCTS						24446.40
380		PETROLEUM PRODUCTS			364044.30		15273.60	5841953.40

Table IV : Inter - State Movements of Goods on Principal Commodities By Rail During 2022 - 23 (Quantity in Tonnes)

Sl. No.	From State ----->>> To State ->	Principal Commodity	TELANGANA	TRIPURA	UTTAR PRADESH	UTTARAKHAND	WEST BENGAL	Grand Total
	1	2	28	29	30	31	32	33
381	MAHARASHTRA	PROCESSED MINERALS			120667.30			891765.50
382		PRODUCTS OF IRON AND STEEL	115.50				47192.40	287306.40
383		RAILWY TRNSPRT EQUIPMNTS, PRTS	780623.50		1011919.50	10846.80	155042.00	11541030.60
384		RICE(OTHER THAN BASMOTI)				18615.00		3794950.00
385		SUGAR			5264.00			842471.50
386		TWO AND THREE WHEELERS				406.30		406.30
387		VEGETABLE OILS						2138.90
388		WHEAT			5430.00			2838674.80
389	MANIPUR	CMNT, CLINKR AND ASBSTOS CMNT						12974.40
390		FERTILEZERS MANUFACTURED			2667.00		7073.80	29035.30
391		GRANIT, NATRL STONE AND PRODCT		3286.00				110168.70
392		PROCESSED MINERALS						2667.00
393		PRODUCTS OF IRON AND STEEL						2500.90
394		RAILWY TRNSPRT EQUIPMNTS, PRTS						620.00
395		RICE(OTHER THAN BASMOTI)				3588.00		110267.90
396	MIZORAM	CMNT, CLINKR AND ASBSTOS CMNT						1325.80
397		FERTILEZERS MANUFACTURED			2667.00			11790.30
398		GRANIT, NATRL STONE AND PRODCT						32533.70
399		PROCESSED MINERALS						7413.00
400		PRODUCTS OF IRON AND STEEL						10871.60

Table IV : Inter - State Movements of Goods on Principal Commodities By Rail During 2022 - 23 (Quantity in Tonnes)

Sl. No.	From State ----->>> To State ->	Principal Commodity	TELANGANA	TRIPURA	UTTAR PRADESH	UTTARAKHAND	WEST BENGAL	Grand Total
	1	2	28	29	30	31	32	33
401	MIZORAM	RAILWY TRNSPRT EQUIPMNTS, PRTS						30.00
402		RICE(OTHER THAN BASMOTI)				1719.00		112494.30
403		WHEAT						4685.90
404	NAGALAND	BULK MINERALS AND ORES						15470.10
405		CEREAL PREPARATIONS						1190.00
406		CMNT, CLINKR AND ASBSTOS CMNT					9243.60	44982.00
407		COTTON FABRICS, MADEUPS ETC.						8548.90
408		ELECTRIC MACHINERY AND EQUIPME						54.00
409		FRESH FRUITS						292.50
410		FRESH VEGETABLES			1736.10			2051.10
411		GRANIT, NATRL STONE AND PRODCT						9865.00
412		MISC PROCESSED ITEMS			1383.20			2063.20
413		MOLLASES			122.00			122.00
414		OTHER COMMODITIES			6457.60		1569.00	18171.20
415		PAPER, PAPER BOARD AND PRODUCT						60.00
416		PETROLEUM PRODUCTS						98997.70
417		PLASTIC RAW MATERIALS						50.00
418		PRODUCTS OF IRON AND STEEL					939.50	7714.30
419		PULSES			15150.40			29895.20
420		RICE(OTHER THAN BASMOTI)			10735.60	21239.00	6272.50	382221.30

Table IV : Inter - State Movements of Goods on Principal Commodities By Rail During 2022 - 23 (Quantity in Tonnes)

Sl. No.	From State ----->>> To State ->	Principal Commodity	TELANGANA	TRIPURA	UTTAR PRADESH	UTTARAKHAND	WEST BENGAL	Grand Total
	1	2	28	29	30	31	32	33
421	NAGALAND	SPICES						238.60
422		SUGAR			5819.00			18520.10
423		VEGETABLE OILS						827.00
424		WHEAT			19892.00			35796.40
425	ODISHA	AGRO CHEMICALS						210.00
426		ALCOHOLIC BEVERAGES			2343.80			2343.80
427		BULK MINERALS AND ORES					177767.20	12227431.40
428		CMNT, CLINKR AND ASBSTOS CMNT	305685.40				46696.90	7321351.70
429		COAL,COKE AND BRIQUITTES ETC	247746.70		15370.20		2700437.00	95724014.60
430		DAIRY PRODUCTS						960.00
431		FERTILEZERS MANUFACTURED			156793.00		128412.20	1065062.80
432		GRANIT, NATRL STONE AND PRODCT					68910.80	869647.90
433		INDL. MACHNRY FOR DAIRY ETC						1911.60
434		INORGANIC CHEMICALS			10364.10			706932.60
435		IRON AND STEEL					271074.40	3448808.70
436		IRON ORE					1005681.20	36644710.70
437		MISC PROCESSED ITEMS						2136.00
438		MOLLASES						71593.50
439		MOTOR VEHICLE/CARS				446.00		5288.80
440		MOULDED AND EXTRUDED GOODS					3068.00	3068.00

Table IV : Inter - State Movements of Goods on Principal Commodities By Rail During 2022 - 23 (Quantity in Tonnes)

Sl. No.	From State ----->>> To State ->	Principal Commodity	TELANGANA	TRIPURA	UTTAR PRADESH	UTTARAKHAND	WEST BENGAL	Grand Total
	1	2	28	29	30	31	32	33
441	ODISHA	OTHER COMMODITIES						5790.40
442		OTHER CRUDE MINERALS						3686273.50
443		OTHER MISC. ENGINEERING ITEMS						776983.60
444		OTHER WOOD AND WOOD PRODUCTS						8070.60
445		PAINT, VARNISH AND ALLID PRODC						2393.10
446		PAPER, PAPER BOARD AND PRODUCT						869.50
447		PETROLEUM PRODUCTS			181899.70		494229.10	2727208.70
448		PROCESSED MINERALS	11179.70				161175.80	8364732.70
449		PRODUCTS OF IRON AND STEEL					36972.80	161221.20
450		RAILWY TRNSPRT EQUIPMNTS, PRTS	2507.80	2961.60	2227.00		98399.50	1517676.90
451		RICE(OTHER THAN BASMOTI)						276338.50
452		SUGAR			5322.00			18730.00
453		VEGETABLE OILS						4145.40
454		WHEAT			29644.30		1356.30	480069.00
455	PUDUCHERRY	IRON AND STEEL						29721.10
456	PUNJAB	BULK MINERALS AND ORES						690373.70
457		CMNT, CLINKR AND ASBSTOS CMNT				12531.60		1701275.70
458		COAL,COKE AND BRIQUITTES ETC			1622298.40		29593.70	22293179.30
459		FERTILEZERS CRUDE			383.40			2837.60
460		FERTILEZERS MANUFACTURED			791908.40		15063.90	3949207.50

Table IV : Inter - State Movements of Goods on Principal Commodities By Rail During 2022 - 23 (Quantity in Tonnes)

Sl. No.	From State ----->>> To State ->	Principal Commodity	TELANGANA	TRIPURA	UTTAR PRADESH	UTTARAKHAND	WEST BENGAL	Grand Total
	1	2	28	29	30	31	32	33
461	PUNJAB	FRESH VEGETABLES						11616.30
462		GRANIT, NATRL STONE AND PRODCT			5619.50	3224.00		570780.00
463		INDL. MACHNRY FOR DAIRY ETC			320.00			320.00
464		INORGANIC CHEMICALS						1133.70
465		IRON AND STEEL					456276.70	2341983.00
466		IRON ORE						15890.00
467		MISC PROCESSED ITEMS			4860.50			4860.50
468		MOTOR VEHICLE/CARS						82012.60
469		OTHER CEREALS			1320.00			142637.00
470		OTHER COMMODITIES						56484.40
471		OTHER CRUDE MINERALS			38374.00			38374.00
472		OTHER JUTE MANUFACTURES					15719.60	16384.10
473		OTHER MISC. ENGINEERING ITEMS			20090.00			65955.60
474		OTHER WOOD AND WOOD PRODUCTS			51454.00			109599.40
475		PETROLEUM PRODUCTS			16309.30		24167.90	1427679.90
476		PROCESSED MINERALS			131820.40			562977.30
477		PRODUCTS OF IRON AND STEEL					34995.50	76521.20
478		RAILWY TRNSPRT EQUIPMNTS, PRTS			35317.90	2783.40	338311.60	4540503.20
479		RICE(OTHER THAN BASMOTI)						98877.60
480		WHEAT						35990.90

Table IV : Inter - State Movements of Goods on Principal Commodities By Rail During 2022 - 23 (Quantity in Tonnes)

Sl. No.	From State ----->>> To State ->	Principal Commodity	TELANGANA	TRIPURA	UTTAR PRADESH	UTTARAKHAND	WEST BENGAL	Grand Total
	1	2	28	29	30	31	32	33
481	RAJASTHAN	ALUMINIUM, PRODUCTS OF ALUMINM						8577.70
482		BULK MINERALS AND ORES						1068501.00
483		CMNT, CLINKR AND ASBSTOS CMNT						1333573.40
484		COAL,COKE AND BRIQUITTES ETC			5703718.80		122280.90	35914406.00
485		FERTILEZERS CRUDE						1574.60
486		FERTILEZERS MANUFACTURED			66465.40			2962595.10
487		GRANIT, NATRL STONE AND PRODCT			64315.40			761505.60
488		INDL. MACHNRY FOR DAIRY ETC						30106.50
489		INORGANIC CHEMICALS						3110.00
490		IRON AND STEEL					104262.50	682522.80
491		MISC PROCESSED ITEMS						519108.00
492		MOTOR VEHICLE/CARS				1787.90		15150.20
493		OTHER COMMODITIES						22514.10
494		OTHER CRUDE MINERALS			3808.80			35459.30
495		OTHER MISC. ENGINEERING ITEMS			895845.80			1384864.60
496		OTHER WOOD AND WOOD PRODUCTS						523.20
497		PETROLEUM PRODUCTS			33491.40			2482772.30
498		PROCESSED MINERALS			494150.50			1039549.40
499		PRODUCTS OF IRON AND STEEL			690.00		76302.00	148682.40
500		RAILWY TRNSPRT EQUIPMNTS, PRTS		200.00	1227762.00	115162.30	14209.00	8474886.30
501		RICE(OTHER THAN BASMOTI)						43254.50
502		VEGETABLE OILS						7981.80
503		WHEAT						2497989.20

Table IV : Inter - State Movements of Goods on Principal Commodities By Rail During 2022 - 23 (Quantity in Tonnes)

Sl. No.	From State ----->>> To State ->	Principal Commodity	TELANGANA	TRIPURA	UTTAR PRADESH	UTTARAKHAND	WEST BENGAL	Grand Total
	1	2	28	29	30	31	32	33
504	TAMIL NADU	ALCOHOLIC BEVERAGES						8748.40
505		BULK MINERALS AND ORES						513234.70
506		CEREAL PREPARATIONS						2512.40
507		CMNT, CLINKR AND ASBSTOS CMNT	662604.90					5734489.50
508		COAL,COKE AND BRIQUITTES ETC	1630080.20					11932293.20
509		FERTILEZERS MANUFACTURED	26852.40					1848557.40
510		GRANIT, NATRL STONE AND PRODCT						603251.00
511		INDL. MACHNRY FOR DAIRY ETC			255.00			29546.70
512		INORGANIC CHEMICALS						56652.00
513		IRON AND STEEL					16912.90	3937403.60
514		IRON ORE						1779319.70
515		MISC PROCESSED ITEMS			14461.10			25811.60
516		MOTOR VEHICLE/CARS				8802.00	150.00	52376.50
517		OIL MEALS						491105.10
518		ORGANIC CHEMICALS						112047.40
519		OTHER CEREALS	12928.90		111348.60		18269.30	484185.90
520		OTHER COMMODITIES						4089.60
521		OTHER CRUDE MINERALS						52934.10
522		OTHER JUTE MANUFACTURES					14636.80	15885.90
523		OTHER MISC. ENGINEERING ITEMS						121224.30
524		OTHER OIL SEEDS						18503.60

Table IV : Inter - State Movements of Goods on Principal Commodities By Rail During 2022 - 23 (Quantity in Tonnes)

Sl. No.	From State ----->>> To State ->	Principal Commodity	TELANGANA	TRIPURA	UTTAR PRADESH	UTTARAKHAND	WEST BENGAL	Grand Total
	1	2	28	29	30	31	32	33
525	TAMIL NADU	OTHER WOOD AND WOOD PRODUCTS						1341.90
526		PETROLEUM PRODUCTS						2035229.80
527		PROCESSED MINERALS						38710.60
528		PRODUCTS OF IRON AND STEEL					42742.70	208933.80
529		PULSES						30308.40
530		RAILWY TRNSPRT EQUIPMNTS, PRTS	3564.40		270.00		23042.60	1662426.10
531		RESIDUL CHEMICL AND ALLED PROD						2666.80
532		RICE(OTHER THAN BASMOTI)	1138100.30					4364850.20
533		SUGAR						5283.00
534		WHEAT			113188.40			1430266.40
535	TELANGANA	BULK MINERALS AND ORES						312844.60
536		CMNT, CLINKR AND ASBSTOS CMNT	34781.60					925104.80
537		COAL,COKE AND BRIQUITTES ETC	17882116.50					18790189.60
538		FERTILEZERS MANUFACTURED	330631.60					3332380.00
539		GRANIT, NATRL STONE AND PRODCT	53531.20					85740.70
540		INDL. MACHNRY FOR DAIRY ETC						30760.40
541		INORGANIC CHEMICALS						4702.00
542		IRON AND STEEL					25276.30	1859594.80
543		IRON ORE						75542.10
544		MISC PROCESSED ITEMS	192.00					384.00

Table IV : Inter - State Movements of Goods on Principal Commodities By Rail During 2022 - 23 (Quantity in Tonnes)

Sl. No.	From State ----->>> To State ->	Principal Commodity	TELANGANA	TRIPURA	UTTAR PRADESH	UTTARAKHAND	WEST BENGAL	Grand Total
	1	2	28	29	30	31	32	33
545	TELANGANA	MOTOR VEHICLE/CARS				4250.00		30501.70
546		OIL MEALS						2538.60
547		OTHER CEREALS			13272.00			26607.70
548		OTHER CONSTRUCTION MACHINERY						11673.00
549		OTHER MISC. ENGINEERING ITEMS						3916.40
550		PAINT, VARNISH AND ALLID PRODC						64.00
551		PETROLEUM PRODUCTS			5436.70		10237.70	2111998.80
552		PROCESSED MINERALS						129267.80
553		PRODUCTS OF IRON AND STEEL	4078.50		24.00		35528.20	143394.30
554		RAILWY TRNSPRT EQUIPMNTS, PRTS	2488.90				22069.90	1357077.00
555		RICE(OTHER THAN BASMOTI)	74068.00					74068.00
556		WHEAT			6865.00			411302.90
557	TRIPURA	BULK MINERALS AND ORES						36035.30
558		CEREAL PREPARATIONS						145.00
559		CMNT, CLINKR AND ASBSTOS CMNT					24385.50	63275.90
560		COAL,COKE AND BRIQUITTES ETC					3647.30	16127.50
561		COSMETICS AND TOILETRIES			416.00			534.00
562		FERTILEZERS MANUFACTURED			1326.00		10236.30	50144.50
563		FRESH VEGETABLES					7959.00	20521.30
564		GRANIT, NATRL STONE AND PRODCT		15771.90			6040.20	787538.40

Table IV : Inter - State Movements of Goods on Principal Commodities By Rail During 2022 - 23 (Quantity in Tonnes)

Sl. No.	From State ----->>> To State ->	Principal Commodity	TELANGANA	TRIPURA	UTTAR PRADESH	UTTARAKHAND	WEST BENGAL	Grand Total
	1	2	28	29	30	31	32	33
565	TRIPURA	INDL. MACHNRY FOR DAIRY ETC						117.00
566		MILLED PRODUCTS			1338.00			1416.60
567		MISC PROCESSED ITEMS			200.10			3183.80
568		MOLLASES			4212.00			4212.00
569		MOTOR VEHICLE/CARS						1963.00
570		OIL MEALS			58.00			7408.20
571		OTHER CEREALS					1698.40	3093.80
572		OTHER COMMODITIES						25082.30
573		OTHER MISC. ENGINEERING ITEMS					2603.80	5238.40
574		OTHER WOOD AND WOOD PRODUCTS						58.00
575		PAINT, VARNISH AND ALLID PRODC						47.60
576		PETROLEUM PRODUCTS						104378.30
577		PROCESSED MINERALS		14690.40				1041316.40
578		PRODUCTS OF IRON AND STEEL						3531.20
579		PULSES			1203.70			13523.90
580		RAILWY TRNSPRT EQUIPMNTS, PRTS					1683.00	62605.20
581		RICE(OTHER THAN BASMOTI)	1335.00		9383.00		9828.90	354722.50
582		SPICES						1883.30
583		SUGAR			189.00			33618.40
584		WHEAT			21221.30		2649.00	106244.50

Table IV : Inter - State Movements of Goods on Principal Commodities By Rail During 2022 - 23 (Quantity in Tonnes)

Sl. No.	From State ----->>> To State ->	Principal Commodity	TELANGANA	TRIPURA	UTTAR PRADESH	UTTARAKHAND	WEST BENGAL	Grand Total
	1	2	28	29	30	31	32	33
585	UTTAR PRADESH	AUTO COMPONENTS/PARTS			25.00			25.00
586		BULK MINERALS AND ORES						2532644.40
587		CMNT, CLINKR AND ASBSTOS CMNT	153104.10		4131309.00	91751.30	19525.10	27828356.80
588		COAL,COKE AND BRIQUITTES ETC	118040.20		19298529.80		1457473.00	69235847.40
589		FERTILEZERS CRUDE			4111.40			9500.30
590		FERTILEZERS MANUFACTURED			3551965.40		187836.80	9827697.00
591		FLORICLTR PRODUCTS						284.00
592		FRESH VEGETABLES			840.00			18734.60
593		GRANIT, NATRL STONE AND PRODCT			2534665.20	238308.00		4285133.30
594		INDL. MACHNRY FOR DAIRY ETC						76826.10
595		INORGANIC CHEMICALS						187587.90
596		IRON AND STEEL			2748.90		531120.40	4934102.00
597		IRON ORE					266561.70	1006539.60
598		MOTOR VEHICLE/CARS				1051.00		24849.30
599		OTHER CEREALS						37909.80
600		OTHER COMMODITIES					46635.80	561158.10
601		OTHER CRUDE MINERALS					2740.80	41605.80
602		OTHER JUTE MANUFACTURES					72982.80	72982.80
603		OTHER MISC. ENGINEERING ITEMS			244288.60			762868.50
604		OTHER WOOD AND WOOD PRODUCTS			1470.00			1470.00

Table IV : Inter - State Movements of Goods on Principal Commodities By Rail During 2022 - 23 (Quantity in Tonnes)

Sl. No.	From State ----->>> To State ->	Principal Commodity	TELANGANA	TRIPURA	UTTAR PRADESH	UTTARAKHAND	WEST BENGAL	Grand Total
	1	2	28	29	30	31	32	33
605	UTTAR PRADESH	PAINT, VARNISH AND ALLID PRODC						192.00
606		PETROLEUM PRODUCTS			3614918.90		495251.00	9036448.00
607		PROCESSED MINERALS			3716.40		30926.90	648905.90
608		PRODUCTS OF IRON AND STEEL			152357.00	787.40	110614.30	571459.80
609		PULSES						12924.00
610		RAILWY TRNSPRT EQUIPMNTS, PRTS	7284.50		140430.50	55613.10	52957.80	4467915.90
611		RICE(OTHER THAN BASMOTI)			118418.10			5513457.50
612		SUGAR						1318.80
613		VEGETABLE OILS						69332.80
614		WHEAT			5320.50			4664525.20
615	UTTARAKHAND	CMNT, CLINKR AND ASBSTOS CMNT			113029.30	25737.70		1035031.00
616		COAL,COKE AND BRIQUITTES ETC			105673.70		11619.40	700346.40
617		FERTILEZERS CRUDE			63.90			63.90
618		FERTILEZERS MANUFACTURED			152011.50			262725.20
619		GRANIT, NATRL STONE AND PRODCT				40308.00		76129.20
620		IRON AND STEEL						16294.10
621		MOLLASES						13638.40
622		OTHER CEREALS						390018.40
623		OTHER COMMODITIES						17225.70
624		OTHER WOOD AND WOOD PRODUCTS			6615.00			30018.30
625		PETROLEUM PRODUCTS			234717.40			264074.70
626		PROCESSED MINERALS						4295.80

Table IV : Inter - State Movements of Goods on Principal Commodities By Rail During 2022 - 23 (Quantity in Tonnes)

Sl. No.	From State ----->>> To State ->	Principal Commodity	TELANGANA	TRIPURA	UTTAR PRADESH	UTTARAKHAND	WEST BENGAL	Grand Total
	1	2	28	29	30	31	32	33
627	UTTARAKHAND	PRODUCTS OF IRON AND STEEL			2353.90	780.00		4895.50
628		RAILWY TRNSPRT EQUIPMNTS, PRTS			56879.30		16921.90	719246.50
629		RICE(OTHER THAN BASMOTI)						605.70
630		WHEAT						92527.40
631	WEST BENGAL	AGRO CHEMICALS						397.10
632		ALCOHOLIC BEVERAGES			8415.80			24796.40
633		ALUMINIUM, PRODUCTS OF ALUMINM						29178.80
634		BULK MINERALS AND ORES					1080933.40	3455483.40
635		CEREAL PREPARATIONS						15.20
636		CMNT, CLINKR AND ASBSTOS CMNT	260209.90		69646.90		4374271.80	20797377.90
637		COAL,COKE AND BRIQUITTES ETC	12200.30		11873.30		24744828.60	73750727.80
638		COSMETICS AND TOILETRIES						333.50
639		COTTON FABRICS, MADEUPS ETC.						1231.80
640		COTTON RAW INCLD. WASTE						3890.10
641		DAIRY PRODUCTS						26810.20
642		DYES						158.10
643		FERTILEZERS CRUDE			2570.40		17295.00	20024.40
644		FERTILEZERS MANUFACTURED			531216.20		637160.40	3155427.70
645		FLORICLTR PRODUCTS						645.00
646		FRESH VEGETABLES						147556.70
647		GRANIT, NATRL STONE AND PRODCT					690754.30	1850410.60
648		HANDCRFS(EXCL.HANDMADE CRPTS)					3242.60	3242.60

Table IV : Inter - State Movements of Goods on Principal Commodities By Rail During 2022 - 23 (Quantity in Tonnes)

Sl. No.	From State ----->>> To State ->	Principal Commodity	TELANGANA	TRIPURA	UTTAR PRADESH	UTTARAKHAND	WEST BENGAL	Grand Total
	1	2	28	29	30	31	32	33
649	WEST BENGAL	INDL. MACHNRY FOR DAIRY ETC						11848.60
650		INORGANIC CHEMICALS						26209.30
651		IRON AND STEEL					488284.50	3504706.40
652		IRON ORE					338621.90	23687430.30
653		MISC PROCESSED ITEMS			33101.50		960.00	162248.00
654		MOTOR VEHICLE/CARS				5345.60		24970.80
655		MOULDED AND EXTRUDED GOODS						78.70
656		OIL MEALS			7555.90			356949.70
657		OTHER CEREALS			2433.20		43229.60	387425.50
658		OTHER COMMODITIES					2095.80	195299.30
659		OTHER CRUDE MINERALS					732069.20	3543929.50
660		OTHER MISC. ENGINEERING ITEMS					7268.10	539266.60
661		OTHER WOOD AND WOOD PRODUCTS						127154.10
662		PAINT, VARNISH AND ALLID PRODC						10436.40
663		PAPER, PAPER BOARD AND PRODUCT						11518.10
664		PETROLEUM PRODUCTS			274200.90		1122336.60	2339241.90
665		PROCESSED FRUITS AND JUICES						75.50
666		PROCESSED MINERALS			7718.50		1177177.20	2538692.40
667		PRODUCTS OF IRON AND STEEL					222383.20	390773.50
668		PULP AND WASTE PAPER						60.00
669		PULSES						3266.10
670		RAILWY TRNSPRT EQUIPMNTS, PRTS	41261.80	1325.00	29194.20	1621.20	76373.60	3469128.70
671		RICE(OTHER THAN BASMOTI)	1174279.60		12527.00		15424.80	2138090.60
672		SUGAR	26285.00		418092.10	4609.00	2662.80	1317099.20
673		VEGETABLE OILS						30496.10
674		WHEAT			83826.20		32701.00	3150422.30
675	Grand Total --->>		58938089.60	39485.90	69801904.30	1183395.00	80069768.50	1465929160.60

Table V : Inter -State Movements of Goods on ITCHS Chapter by Rail during 2022 - 23 (Quantity in Tonnes)

Sl. No.	From State ---->>> / To State ->	Chapter Code	Chapter Description	ANDHRA PRADESH	ARUNACHAL PRADESH	ASSAM	BIHAR	CHANDIGARH
1	1	2	3	4	5	6	7	8
1	ANDHRA PRADESH	10	CEREALS	1174147.20			256244.90	
2		12	OIL SEEDS OLEAGINOUS FRUITS; MISC. GRAINS, SEEDS & FRUITS; INDUSTRIAL OR MEDICINAL PLANTS; STRAW & FODDER					
3		17	SUGARS AND SUGAR CONFECTIONERY					
4		23	RESIDUES AND WASTE FROM THE FOOD INDUSTRIES; PREPARED ANIMAL FODDER					
5		25	SALT; SULPHUR; EARTHS AND STONE; PLASTERING MATERIALS, LIME AND CEMENT	2886043.70				
6		26	ORES, SLAG AND ASH	834005.60				
7		27	MINERAL FUELS, MINERAL OILS & PRODUCTS; BITUMINOUS SUBSTANCES; MINERAL WAXES	7474362.70		1740.00		
8		28	INORGANIC CHEMICALS; COMPOUNDS OF PRECIOUS METALS, OR RARE-EARTH METALS, OF RADIO-ACTIVE ELEMENTS OR OF ISOTOPES.					
9		31	FERTILIZERS	1461326.30				
10		44	WOOD & ARTICLES OF WOODS ; WOOD CHARCOAL					

Table V : Inter -State Movements of Goods on ITCHS Chapter by Rail during 2022 - 23 (Quantity in Tonnes)

Sl. No.	From State ---->>> / To State ->	Chapter Code	Chapter Description	ANDHRA PRADESH	ARUNACHAL PRADESH	ASSAM	BIHAR	CHANDIGARH
	1	2	3	4	5	6	7	8
11	ANDHRA PRADESH	68	ARTICLES OF STONE, PLASTER, CEMENT, ASBESTOS, MICA OR SIMILAR MATERIALS	63968.80				
12		72	IRON & STEEL	87755.80				
13		73	ARTICLES OF IRON & STEEL	8484.80				
14		76	ALUMINIUM & ARTICLES THEREOF					
15		86	RAILWAY/TRAMWAY LOCOMOTIVES, TRUCKS ETC., EQUIPMENT AND PARTS THEREOF	116890.10			61260.20	
16		87	ROAD VEHICLES AND PARTS					7920.00
17	ARUNACHAL PRADESH	10	CEREALS					
18		27	MINERAL FUELS, MINERAL OILS & PRODUCTS; BITUMINOUS SUBSTANCES; MINERAL WAXES			184477.90		
19		44	WOOD & ARTICLES OF WOODS ; WOOD CHARCOAL					
20	ASSAM	04	DAIRY PRODUCE; BIRDS' EGGS; NATURAL HOENEY; EDIBLE PRODUCTS OF ANIMAL ORIGIN N.E.S.					
21		06	LIVE TREES & OTHER PLANTS; BULBS; ROOTS & THE LIKE; CUT FLOWERS & ORNAMENTAL FOLIAGE					
22		07	EDIBLE VEGETABLES AND CERTAIN ROOTS AND TUBERS			270.00		

Table V : Inter -State Movements of Goods on ITCHS Chapter by Rail during 2022 - 23 (Quantity in Tonnes)

Sl. No.	From State ---->>> / To State ->	Chapter Code	Chapter Description	ANDHRA PRADESH	ARUNACHAL PRADESH	ASSAM	BIHAR	CHANDIGARH
	1	2	3	4	5	6	7	8
23	ASSAM	08	EDIBLE FRUIT & NUTS; PEEL OF CITRUS FRUIT OR MELONS					
24		09	COFFEE, TEA, MATE & SPICES					
25		10	CEREALS	19782.00		1926.00	70733.10	
26		11	PRODUCTS OF THE MILLING INDUSTRY; MALT; STARCHES; INSULIN; WHEAT GLUTEN					
27		12	OIL SEEDS OLEAGINOUS FRUITS; MISC. GRAINS, SEEDS & FRUITS; INDUSTRIAL OR MEDICINAL PLANTS; STRAW & FODDER					
28		15	ANIMAL OR VEGETABLE FATS & OILS & THEIR CLEAVAGE PRODUCTS; ANIMAL VEGETABLE WAXES					
29		17	SUGARS AND SUGAR CONFECTIONERY					
30		19	PREPARATIONS OF CEREALS, FLOUR , STARCH OR MIILK; PASTRY COOK' PRODUCTS					
31		20	PREPARATIONS OF VEGETABLES, FRUITS, NUTS OR OTHER PARTS OF PLANTS					
32		21	MISCELLANEOUS EDIBLE PREPARATIONS					
33		22	BEVERAGES, SPIRITS AND VINEGAR					

Table V : Inter -State Movements of Goods on ITCHS Chapter by Rail during 2022 - 23 (Quantity in Tonnes)

Sl. No.	From State ---->>> / To State ->	Chapter Code	Chapter Description	ANDHRA PRADESH	ARUNACHAL PRADESH	ASSAM	BIHAR	CHANDIGARH
	1	2	3	4	5	6	7	8
34	ASSAM	23	RESIDUES AND WASTE FROM THE FOOD INDUSTRIES; PREPARED ANIMAL FODDER				2875.00	
35		25	SALT; SULPHUR; EARTHS AND STONE; PLASTERING MATERIALS, LIME AND CEMENT	247586.90		946436.00	7799.10	
36		26	ORES, SLAG AND ASH					
37		27	MINERAL FUELS, MINERAL OILS & PRODUCTS; BITUMINOUS SUBSTANCES; MINERAL WAXES	97329.50		538586.70	796636.10	
38		28	INORGANIC CHEMICALS; COMPOUNDS OF PRECIOUS METALS, OR RARE-EARTH METALS, OF RADIO-ACTIVE ELEMENTS OR OF ISOTOPES.					
39		31	FERTILIZERS	96221.90		127462.10		
40		32	DYEING, TANNING COLOURING MATTER					
41		34	SOAP & OTHER SIMILAR PREPARATIONS; POLISHES & CREAMS ; CANDLES AND THE LIKE, DENTAL WAXES & PREPARATIONS					
42		38	MISCELLANEOUS CHEMICAL PRODUCTS					
43		39	PLASTICS AND ARTICLES THEREOF					
44		44	WOOD & ARTICLES OF WOODS ; WOOD CHARCOAL					

Table V : Inter -State Movements of Goods on ITCHS Chapter by Rail during 2022 - 23 (Quantity in Tonnes)

Sl. No.	From State ---->>> / To State ->	Chapter Code	Chapter Description	ANDHRA PRADESH	ARUNACHAL PRADESH	ASSAM	BIHAR	CHANDIGARH
	1	2	3	4	5	6	7	8
45	ASSAM	47	PULP OF WOOD OR OF OTHER MATERIALS; WASTE AND SCRAP OF PAPER OR PAPERBOARD					
46		48	PAPER AND PAPERBOARD; ARTICLES OF PAPER PULP, OF PAPER AND PAPERBOARD					
47		52	COTTON					
48		68	ARTICLES OF STONE, PLASTER, CEMENT, ASBESTOS, MICA OR SIMILAR MATERIALS			13161.40	843936.90	
49		69	CERAMIC PRODUCTS					
50		72	IRON & STEEL	8292.00		8.00		
51		73	ARTICLES OF IRON & STEEL	125.80		51008.40		
52		84	NUCLEAR REACTORS, BOILERS, MACHINERY AND MECHANICAL APPLIANCES; PARTS THEREOF					
53		86	RAILWAY/TRAMWAY LOCOMOTIVES, TRUCKS ETC., EQUIPMENT AND PARTS THEREOF	7319.30		452.00		
54		87	ROAD VEHICLES AND PARTS	1709.50		89.10		300.00
55		99	MISCELLANEOUS GOODS					

Table V : Inter -State Movements of Goods on ITCHS Chapter by Rail during 2022 - 23 (Quantity in Tonnes)

Sl. No.	From State ---->>> / To State ->	Chapter Code	Chapter Description	ANDHRA PRADESH	ARUNACHAL PRADESH	ASSAM	BIHAR	CHANDIGARH
	1	2	3	4	5	6	7	8
56	BIHAR	07	EDIBLE VEGETABLES AND CERTAIN ROOTS AND TUBERS					
57		10	CEREALS	48183.70			602252.20	2727.00
58		12	OIL SEEDS OLEAGINOUS FRUITS; MISC. GRAINS, SEEDS & FRUITS; INDUSTRIAL OR MEDICINAL PLANTS; STRAW & FODDER					
59		15	ANIMAL OR VEGETABLE FATS & OILS & THEIR CLEAVAGE PRODUCTS; ANIMAL VEGETABLE WAXES	1008.70				
60		17	SUGARS AND SUGAR CONFECTIONERY				2737.00	
61		23	RESIDUES AND WASTE FROM THE FOOD INDUSTRIES; PREPARED ANIMAL FODDER	2520.00				
62		25	SALT; SULPHUR; EARTHS AND STONE; PLASTERING MATERIALS, LIME AND CEMENT	167851.40		18961.70	2102531.70	
63		26	ORES, SLAG AND ASH					
64		27	MINERAL FUELS, MINERAL OILS & PRODUCTS; BITUMINOUS SUBSTANCES; MINERAL WAXES	49826.70		869175.60	1250.30	
65		28	INORGANIC CHEMICALS; COMPOUNDS OF PRECIOUS METALS, OR RARE-EARTH METALS, OF RADIO-ACTIVE ELEMENTS OR OF ISOTOPES.					
66		31	FERTILIZERS	787590.80		25878.50	127791.60	

Table V : Inter -State Movements of Goods on ITCHS Chapter by Rail during 2022 - 23 (Quantity in Tonnes)

Sl. No.	From State ---->>> / To State ->	Chapter Code	Chapter Description	ANDHRA PRADESH	ARUNACHAL PRADESH	ASSAM	BIHAR	CHANDIGARH
	1	2	3	4	5	6	7	8
67	BIHAR	32	DYEING, TANNING COLOURING MATTER					
68		39	PLASTICS AND ARTICLES THEREOF					
69		44	WOOD & ARTICLES OF WOODS ; WOOD CHARCOAL					
70		52	COTTON					
71		54	MAN-MADE FILAMENTS					
72		63	OTHER MADE UP TEXTILE ARTICLES; SETS; WORN TEXTILE ARTICLES; RAGS				1216.00	
73		68	ARTICLES OF STONE, PLASTER, CEMENT, ASBESTOS, MICA OR SIMILAR MATERIALS				459882.30	
74		72	IRON & STEEL	55866.30			658.00	
75		73	ARTICLES OF IRON & STEEL			1321.00	102978.50	
76		84	NUCLEAR REACTORS, BOILERS, MACHINERY AND MECHANICAL APPLIANCES; PARTS THEREOF					
77		86	RAILWAY/TRAMWAY LOCOMOTIVES, TRUCKS ETC., EQUIPMENT AND PARTS THEREOF	535774.10			1300.00	
78		87	ROAD VEHICLES AND PARTS					20820.00
79		99	MISCELLANEOUS GOODS					

Table V : Inter -State Movements of Goods on ITCHS Chapter by Rail during 2022 - 23 (Quantity in Tonnes)

Sl. No.	From State ---->>> / To State ->	Chapter Code	Chapter Description	ANDHRA PRADESH	ARUNACHAL PRADESH	ASSAM	BIHAR	CHANDIGARH
	1	2	3	4	5	6	7	8
80	CHANDIGARH	25	SALT; SULPHUR; EARTHS AND STONE; PLASTERING MATERIALS, LIME AND CEMENT					
81	CHANDIGARH	27	MINERAL FUELS, MINERAL OILS & PRODUCTS; BITUMINOUS SUBSTANCES; MINERAL WAXES					
82	CHANDIGARH	31	FERTILIZERS					
83	CHANDIGARH	72	IRON & STEEL	59283.40				
84	CHANDIGARH	73	ARTICLES OF IRON & STEEL	1166.50				
85	CHANDIGARH	87	ROAD VEHICLES AND PARTS					
86	CHHATTISGARH	10	CEREALS					
87	CHHATTISGARH	12	OIL SEEDS OLEAGINOUS FRUITS; MISC. GRAINS, SEEDS & FRUITS; INDUSTRIAL OR MEDICINAL PLANTS; STRAW & FODDER					
88	CHHATTISGARH	15	ANIMAL OR VEGETABLE FATS & OILS & THEIR CLEAVAGE PRODUCTS; ANIMAL VEGETABLE WAXES					
89	CHHATTISGARH	22	BEVERAGES, SPIRITS AND VINEGAR					
90	CHHATTISGARH	25	SALT; SULPHUR; EARTHS AND STONE; PLASTERING MATERIALS, LIME AND CEMENT	1314812.30				
91	CHHATTISGARH	26	ORES, SLAG AND ASH	204802.20				

Table V : Inter -State Movements of Goods on ITCHS Chapter by Rail during 2022 - 23 (Quantity in Tonnes)

Sl. No.	From State ---->>> / To State ->	Chapter Code	Chapter Description	ANDHRA PRADESH	ARUNACHAL PRADESH	ASSAM	BIHAR	CHANDIGARH
	1	2	3	4	5	6	7	8
92	CHHATTISGARH	27	MINERAL FUELS, MINERAL OILS & PRODUCTS; BITUMINOUS SUBSTANCES; MINERAL WAXES	14076466.70		13103.70	23291.60	
93		28	INORGANIC CHEMICALS; COMPOUNDS OF PRECIOUS METALS, OR RARE-EARTH METALS, OF RADIO-ACTIVE ELEMENTS OR OF ISOTOPES.	909615.30				
94		31	FERTILIZERS	327169.70				
95		44	WOOD & ARTICLES OF WOODS ; WOOD CHARCOAL					
96		63	OTHER MADE UP TEXTILE ARTICLES; SETS; WORN TEXTILE ARTICLES; RAGS					
97		68	ARTICLES OF STONE, PLASTER, CEMENT, ASBESTOS, MICA OR SIMILAR MATERIALS	10469.80				
98		72	IRON & STEEL	1577.30				
99		73	ARTICLES OF IRON & STEEL	939.30				
100		76	ALUMINIUM & ARTICLES THEREOF					
101		84	NUCLEAR REACTORS, BOILERS, MACHINERY AND MECHANICAL APPLIANCES; PARTS THEREOF					
102		86	RAILWAY/TRAMWAY LOCOMOTIVES, TRUCKS ETC., EQUIPMENT AND PARTS THEREOF	79398.20		2219.00	1492.60	
103		87	ROAD VEHICLES AND PARTS					5376.00

Table V : Inter -State Movements of Goods on ITCHS Chapter by Rail during 2022 - 23 (Quantity in Tonnes)

Sl. No.	From State ---->>> / To State ->	Chapter Code	Chapter Description	ANDHRA PRADESH	ARUNACHAL PRADESH	ASSAM	BIHAR	CHANDIGARH
	1	2	3	4	5	6	7	8
104	DELHI	07	EDIBLE VEGETABLES AND CERTAIN ROOTS AND TUBERS					
105		08	EDIBLE FRUIT & NUTS; PEEL OF CITRUS FRUIT OR MELONS					
106		10	CEREALS					
107		15	ANIMAL OR VEGETABLE FATS & OILS & THEIR CLEAVAGE PRODUCTS; ANIMAL VEGETABLE WAXES	2030.40				
108		17	SUGARS AND SUGAR CONFECTIONERY					
109		23	RESIDUES AND WASTE FROM THE FOOD INDUSTRIES; PREPARED ANIMAL FODDER					
110		25	SALT; SULPHUR; EARTHS AND STONE; PLASTERING MATERIALS, LIME AND CEMENT					
111		27	MINERAL FUELS, MINERAL OILS & PRODUCTS; BITUMINOUS SUBSTANCES; MINERAL WAXES					
112		28	INORGANIC CHEMICALS; COMPOUNDS OF PRECIOUS METALS, OR RARE-EARTH METALS, OF RADIO-ACTIVE ELEMENTS OR OF ISOTOPES.					
113		44	WOOD & ARTICLES OF WOODS ; WOOD CHARCOAL		744.00	1152.00		
114		68	ARTICLES OF STONE, PLASTER, CEMENT, ASBESTOS, MICA OR SIMILAR MATERIALS					6454.30

Table V : Inter -State Movements of Goods on ITCHS Chapter by Rail during 2022 - 23 (Quantity in Tonnes)

Sl. No.	From State ---->>> / To State ->	Chapter Code	Chapter Description	ANDHRA PRADESH	ARUNACHAL PRADESH	ASSAM	BIHAR	CHANDIGARH
	1	2	3	4	5	6	7	8
115	DELHI	72	IRON & STEEL					
116		73	ARTICLES OF IRON & STEEL					
117		86	RAILWAY/TRAMWAY LOCOMOTIVES, TRUCKS ETC., EQUIPMENT AND PARTS THEREOF	24695.10		2543.00	3413.00	
118		87	ROAD VEHICLES AND PARTS	150.00				
119	GOA	10	CEREALS	5246.60				
120		25	SALT; SULPHUR; EARTHS AND STONE; PLASTERING MATERIALS, LIME AND CEMENT	76369.50				
121		26	ORES, SLAG AND ASH					
122		72	IRON & STEEL					
123		73	ARTICLES OF IRON & STEEL					
124		86	RAILWAY/TRAMWAY LOCOMOTIVES, TRUCKS ETC., EQUIPMENT AND PARTS THEREOF	270.00				
125	GUJARAT	07	EDIBLE VEGETABLES AND CERTAIN ROOTS AND TUBERS					
126		10	CEREALS				41694.00	

Table V : Inter -State Movements of Goods on ITCHS Chapter by Rail during 2022 - 23 (Quantity in Tonnes)

Sl. No.	From State ---->>> / To State ->	Chapter Code	Chapter Description	ANDHRA PRADESH	ARUNACHAL PRADESH	ASSAM	BIHAR	CHANDIGARH
1		2	3	4	5	6	7	8
127	GUJARAT	11	PRODUCTS OF THE MILLING INDUSTRY; MALT; STARCHES; INSULIN; WHEAT GLUTEN					
128		15	ANIMAL OR VEGETABLE FATS & OILS & THEIR CLEAVAGE PRODUCTS; ANIMAL VEGETABLE WAXES	2677.80				
129		17	SUGARS AND SUGAR CONFECTIONERY				26513.00	
130		23	RESIDUES AND WASTE FROM THE FOOD INDUSTRIES; PREPARED ANIMAL FODDER					
131		25	SALT; SULPHUR; EARTHS AND STONE; PLASTERING MATERIALS, LIME AND CEMENT	6575.70				
132		26	ORES, SLAG AND ASH	3396.80				
133		27	MINERAL FUELS, MINERAL OILS & PRODUCTS; BITUMINOUS SUBSTANCES; MINERAL WAXES	15626.00		9708.70	12724.30	
134		28	INORGANIC CHEMICALS; COMPOUNDS OF PRECIOUS METALS, OR RARE-EARTH METALS, OF RADIO-ACTIVE ELEMENTS OR OF ISOTOPES.					
135		31	FERTILIZERS					
136		38	MISCELLANEOUS CHEMICAL PRODUCTS					
137		44	WOOD & ARTICLES OF WOODS ; WOOD CHARCOAL					
138		68	ARTICLES OF STONE, PLASTER, CEMENT, ASBESTOS, MICA OR SIMILAR MATERIALS					

Table V : Inter -State Movements of Goods on ITCHS Chapter by Rail during 2022 - 23 (Quantity in Tonnes)

Sl. No.	From State ---->>> / To State ->	Chapter Code	Chapter Description	ANDHRA PRADESH	ARUNACHAL PRADESH	ASSAM	BIHAR	CHANDIGARH
	1	2	3	4	5	6	7	8
139	GUJARAT	72	IRON & STEEL	126784.90				
140		73	ARTICLES OF IRON & STEEL	13701.50				
141		84	NUCLEAR REACTORS, BOILERS, MACHINERY AND MECHANICAL APPLIANCES; PARTS THEREOF					
142		86	RAILWAY/TRAMWAY LOCOMOTIVES, TRUCKS ETC., EQUIPMENT AND PARTS THEREOF	3803.90		6157.50	8740.30	
143		87	ROAD VEHICLES AND PARTS					
144	HARYANA	07	EDIBLE VEGETABLES AND CERTAIN ROOTS AND TUBERS					
145		10	CEREALS				47178.40	
146		15	ANIMAL OR VEGETABLE FATS & OILS & THEIR CLEAVAGE PRODUCTS; ANIMAL VEGETABLE WAXES					
147		23	RESIDUES AND WASTE FROM THE FOOD INDUSTRIES; PREPARED ANIMAL FODDER	4980.00				
148		25	SALT; SULPHUR; EARTHS AND STONE; PLASTERING MATERIALS, LIME AND CEMENT					
149		27	MINERAL FUELS, MINERAL OILS & PRODUCTS; BITUMINOUS SUBSTANCES; MINERAL WAXES			47826.40	186434.90	

Table V : Inter -State Movements of Goods on ITCHS Chapter by Rail during 2022 - 23 (Quantity in Tonnes)

Sl. No.	From State ---->>> / To State ->	Chapter Code	Chapter Description	ANDHRA PRADESH	ARUNACHAL PRADESH	ASSAM	BIHAR	CHANDIGARH
1		2	3	4	5	6	7	8
150	HARYANA	28	INORGANIC CHEMICALS; COMPOUNDS OF PRECIOUS METALS, OR RARE-EARTH METALS, OF RADIO-ACTIVE ELEMENTS OR OF ISOTOPES.					
151		31	FERTILIZERS					
152		38	MISCELLANEOUS CHEMICAL PRODUCTS					
153		44	WOOD & ARTICLES OF WOODS ; WOOD CHARCOAL		369.00	128.00		
154		63	OTHER MADE UP TEXTILE ARTICLES; SETS; WORN TEXTILE ARTICLES; RAGS				2506.90	
155		68	ARTICLES OF STONE, PLASTER, CEMENT, ASBESTOS, MICA OR SIMILAR MATERIALS					7940.50
156		72	IRON & STEEL	228815.10				
157		73	ARTICLES OF IRON & STEEL	8798.50				
158		84	NUCLEAR REACTORS, BOILERS, MACHINERY AND MECHANICAL APPLIANCES; PARTS THEREOF					
159		86	RAILWAY/TRAMWAY LOCOMOTIVES, TRUCKS ETC., EQUIPMENT AND PARTS THEREOF				1949.70	
160		87	ROAD VEHICLES AND PARTS	21937.40				

Table V : Inter -State Movements of Goods on ITCHS Chapter by Rail during 2022 - 23 (Quantity in Tonnes)

Sl. No.	From State ---->>> / To State ->	Chapter Code	Chapter Description	ANDHRA PRADESH	ARUNACHAL PRADESH	ASSAM	BIHAR	CHANDIGARH
	1	2	3	4	5	6	7	8
161	HIMACHAL PRADESH	25	SALT; SULPHUR; EARTHS AND STONE; PLASTERING MATERIALS, LIME AND CEMENT					
162	JAMMU AND KASHMIR	06	LIVE TREES & OTHER PLANTS; BULBS; ROOTS & THE LIKE; CUT FLOWERS & ORNAMENTAL FOLIAGE					
163		07	EDIBLE VEGETABLES AND CERTAIN ROOTS AND TUBERS					
164		10	CEREALS					
165		25	SALT; SULPHUR; EARTHS AND STONE; PLASTERING MATERIALS, LIME AND CEMENT					
166		27	MINERAL FUELS, MINERAL OILS & PRODUCTS; BITUMINOUS SUBSTANCES; MINERAL WAXES	7937.50				
167		31	FERTILIZERS					
168		73	ARTICLES OF IRON & STEEL					
169		87	ROAD VEHICLES AND PARTS					
170	JHARKHAND	07	EDIBLE VEGETABLES AND CERTAIN ROOTS AND TUBERS					
171		10	CEREALS	10828.80				

Table V : Inter -State Movements of Goods on ITCHS Chapter by Rail during 2022 - 23 (Quantity in Tonnes)

Sl. No.	From State ---->>> / To State -<	Chapter Code	Chapter Description	ANDHRA PRADESH	ARUNACHAL PRADESH	ASSAM	BIHAR	CHANDIGARH
1		2	3	4	5	6	7	8
172	JHARKHAND	15	ANIMAL OR VEGETABLE FATS & OILS & THEIR CLEAVAGE PRODUCTS; ANIMAL VEGETABLE WAXES					
173		17	SUGARS AND SUGAR CONFECTIONERY					
174		22	BEVERAGES, SPIRITS AND VINEGAR					
175		25	SALT; SULPHUR; EARTHS AND STONE; PLASTERING MATERIALS, LIME AND CEMENT	143900.70			215770.10	
176		26	ORES, SLAG AND ASH	68644.40				
177		27	MINERAL FUELS, MINERAL OILS & PRODUCTS; BITUMINOUS SUBSTANCES; MINERAL WAXES	834206.60		52353.70	5398.50	
178		28	INORGANIC CHEMICALS; COMPOUNDS OF PRECIOUS METALS, OR RARE-EARTH METALS, OF RADIO-ACTIVE ELEMENTS OR OF ISOTOPES.					
179		31	FERTILIZERS	31963.50				
180		68	ARTICLES OF STONE, PLASTER, CEMENT, ASBESTOS, MICA OR SIMILAR MATERIALS				33768.00	
181		72	IRON & STEEL					
182		73	ARTICLES OF IRON & STEEL				3620.60	

Table V : Inter -State Movements of Goods on ITCHS Chapter by Rail during 2022 - 23 (Quantity in Tonnes)

Sl. No.	From State ---->>> / To State ->	Chapter Code	Chapter Description	ANDHRA PRADESH	ARUNACHAL PRADESH	ASSAM	BIHAR	CHANDIGARH
	1	2	3	4	5	6	7	8
183	JHARKHAND	86	RAILWAY/TRAMWAY LOCOMOTIVES, TRUCKS ETC., EQUIPMENT AND PARTS THEREOF	3168.90				
184		87	ROAD VEHICLES AND PARTS					
185	KARNATAKA	07	EDIBLE VEGETABLES AND CERTAIN ROOTS AND TUBERS					
186		08	EDIBLE FRUIT & NUTS; PEEL OF CITRUS FRUIT OR MELONS					
187		10	CEREALS	367631.50			41602.70	
188		17	SUGARS AND SUGAR CONFECTIONERY					
189		21	MISCELLANEOUS EDIBLE PREPARATIONS					
190		22	BEVERAGES, SPIRITS AND VINEGAR					
191		23	RESIDUES AND WASTE FROM THE FOOD INDUSTRIES; PREPARED ANIMAL FODDER	3780.00				
192		25	SALT; SULPHUR; EARTHS AND STONE; PLASTERING MATERIALS, LIME AND CEMENT	8585491.00				
193		26	ORES, SLAG AND ASH	269715.30				
194		27	MINERAL FUELS, MINERAL OILS & PRODUCTS; BITUMINOUS SUBSTANCES; MINERAL WAXES	6372897.70				

Table V : Inter -State Movements of Goods on ITCHS Chapter by Rail during 2022 - 23 (Quantity in Tonnes)

Sl. No.	From State ---->>> / To State ->	Chapter Code	Chapter Description	ANDHRA PRADESH	ARUNACHAL PRADESH	ASSAM	BIHAR	CHANDIGARH
1		2	3	4	5	6	7	8
195	KARNATAKA	28	INORGANIC CHEMICALS; COMPOUNDS OF PRECIOUS METALS, OR RARE-EARTH METALS, OF RADIO-ACTIVE ELEMENTS OR OF ISOTOPES.					
196		31	FERTILIZERS	1210067.90				
197		44	WOOD & ARTICLES OF WOODS ; WOOD CHARCOAL		381.00			
198		49	PRINTED BOOKS & OTHER PRODUCTS OF PRINTING INDUSTRY					
199		68	ARTICLES OF STONE, PLASTER, CEMENT, ASBESTOS, MICA OR SIMILAR MATERIALS					
200		72	IRON & STEEL	185865.90				
201		73	ARTICLES OF IRON & STEEL	34041.00				
202		84	NUCLEAR REACTORS, BOILERS, MACHINERY AND MECHANICAL APPLIANCES; PARTS THEREOF					
203		85	ELECTRICAL MACHINERY & EQUIPMENT & PARTS THEREOF; SOUND & TV RECORDERS & REPRODUCERS & PARTS THEREOF					
204		86	RAILWAY/TRAMWAY LOCOMOTIVES, TRUCKS ETC., EQUIPMENT AND PARTS THEREOF	33049.90				
205		87	ROAD VEHICLES AND PARTS					15384.00

Table V : Inter -State Movements of Goods on ITCHS Chapter by Rail during 2022 - 23 (Quantity in Tonnes)

Sl. No.	From State ---->>> / To State ->	Chapter Code	Chapter Description	ANDHRA PRADESH	ARUNACHAL PRADESH	ASSAM	BIHAR	CHANDIGARH
1		2	3	4	5	6	7	8
206	KERALA	10	CEREALS	90981.00			33932.60	
207		12	OIL SEEDS OLEAGINOUS FRUITS; MISC. GRAINS, SEEDS & FRUITS; INDUSTRIAL OR MEDICINAL PLANTS; STRAW & FODDER					
208		22	BEVERAGES, SPIRITS AND VINEGAR					
209		23	RESIDUES AND WASTE FROM THE FOOD INDUSTRIES; PREPARED ANIMAL FODDER				8658.60	
210		25	SALT; SULPHUR; EARTHS AND STONE; PLASTERING MATERIALS, LIME AND CEMENT	874482.40				
211		27	MINERAL FUELS, MINERAL OILS & PRODUCTS; BITUMINOUS SUBSTANCES; MINERAL WAXES					
212		31	FERTILIZERS	5273.10				
213		68	ARTICLES OF STONE, PLASTER, CEMENT, ASBESTOS, MICA OR SIMILAR MATERIALS					
214		72	IRON & STEEL	116056.00				
215		73	ARTICLES OF IRON & STEEL	6971.90				
216		84	NUCLEAR REACTORS, BOILERS, MACHINERY AND MECHANICAL APPLIANCES; PARTS THEREOF					459.60
217		86	RAILWAY/TRAMWAY LOCOMOTIVES, TRUCKS ETC., EQUIPMENT AND PARTS THEREOF	1473.00				
218		87	ROAD VEHICLES AND PARTS					

Table V : Inter -State Movements of Goods on ITCHS Chapter by Rail during 2022 - 23 (Quantity in Tonnes)

Sl. No.	From State ---->>> / To State ->	Chapter Code	Chapter Description	ANDHRA PRADESH	ARUNACHAL PRADESH	ASSAM	BIHAR	CHANDIGARH
1		2	3	4	5	6	7	8
219	MADHYA PRADESH	10	CEREALS					
220		12	OIL SEEDS OLEAGINOUS FRUITS; MISC. GRAINS, SEEDS & FRUITS; INDUSTRIAL OR MEDICINAL PLANTS; STRAW & FODDER					
221		22	BEVERAGES, SPIRITS AND VINEGAR					
222		25	SALT; SULPHUR; EARTHS AND STONE; PLASTERING MATERIALS, LIME AND CEMENT	195002.60				
223		26	ORES, SLAG AND ASH					
224		27	MINERAL FUELS, MINERAL OILS & PRODUCTS; BITUMINOUS SUBSTANCES; MINERAL WAXES	1508819.70		22971.80	44335.40	
225		28	INORGANIC CHEMICALS; COMPOUNDS OF PRECIOUS METALS, OR RARE-EARTH METALS, OF RADIO-ACTIVE ELEMENTS OR OF ISOTOPES.					
226		29	ORGANIC CHEMICALS					
227		31	FERTILIZERS	670935.20				
228		44	WOOD & ARTICLES OF WOODS ; WOOD CHARCOAL	93933.20		5328.00		
229		63	OTHER MADE UP TEXTILE ARTICLES; SETS; WORN TEXTILE ARTICLES; RAGS					
230		68	ARTICLES OF STONE, PLASTER, CEMENT, ASBESTOS, MICA OR SIMILAR MATERIALS					

Table V : Inter -State Movements of Goods on ITCHS Chapter by Rail during 2022 - 23 (Quantity in Tonnes)

Sl. No.	From State ---->>> / To State ->	Chapter Code	Chapter Description	ANDHRA PRADESH	ARUNACHAL PRADESH	ASSAM	BIHAR	CHANDIGARH
	1	2	3	4	5	6	7	8
231	MADHYA PRADESH	72	IRON & STEEL					
232		73	ARTICLES OF IRON & STEEL					
233		86	RAILWAY/TRAMWAY LOCOMOTIVES, TRUCKS ETC., EQUIPMENT AND PARTS THEREOF	14435.30		10809.60	4429.90	
234		87	ROAD VEHICLES AND PARTS					2076.00
235	MAHARASHTRA	07	EDIBLE VEGETABLES AND CERTAIN ROOTS AND TUBERS					
236		10	CEREALS				25949.10	
237		11	PRODUCTS OF THE MILLING INDUSTRY; MALT; STARCHES; INSULIN; WHEAT GLUTEN					
238		12	OIL SEEDS OLEAGINOUS FRUITS; MISC. GRAINS, SEEDS & FRUITS; INDUSTRIAL OR MEDICINAL PLANTS; STRAW & FODDER					
239		15	ANIMAL OR VEGETABLE FATS & OILS & THEIR CLEAVAGE PRODUCTS; ANIMAL VEGETABLE WAXES					
240		17	SUGARS AND SUGAR CONFECTIONERY	2655.00				
241		23	RESIDUES AND WASTE FROM THE FOOD INDUSTRIES; PREPARED ANIMAL FODDER					

Table V : Inter -State Movements of Goods on ITCHS Chapter by Rail during 2022 - 23 (Quantity in Tonnes)

Sl. No.	From State ---->>> / To State ->	Chapter Code	Chapter Description	ANDHRA PRADESH	ARUNACHAL PRADESH	ASSAM	BIHAR	CHANDIGARH
	1	2	3	4	5	6	7	8
242	MAHARASHTRA	25	SALT; SULPHUR; EARTHS AND STONE; PLASTERING MATERIALS, LIME AND CEMENT	1296101.90				
243		26	ORES, SLAG AND ASH					
244		27	MINERAL FUELS, MINERAL OILS & PRODUCTS; BITUMINOUS SUBSTANCES; MINERAL WAXES	5350141.40		32281.10	67638.30	
245		28	INORGANIC CHEMICALS; COMPOUNDS OF PRECIOUS METALS, OR RARE-EARTH METALS, OF RADIO-ACTIVE ELEMENTS OR OF ISOTOPES.					
246		31	FERTILIZERS	1030888.20				
247		33	ESSENTIAL OILS RESINOIDS; COSMETIC AND OTHER SIMILAR PREPARATIONS					
248		44	WOOD & ARTICLES OF WOODS ; WOOD CHARCOAL	23027.30				
249		68	ARTICLES OF STONE, PLASTER, CEMENT, ASBESTOS, MICA OR SIMILAR MATERIALS	3242.20				
250		72	IRON & STEEL	173531.80				
251		73	ARTICLES OF IRON & STEEL	33698.80				
252		84	NUCLEAR REACTORS, BOILERS, MACHINERY AND MECHANICAL APPLIANCES; PARTS THEREOF					

Table V : Inter -State Movements of Goods on ITCHS Chapter by Rail during 2022 - 23 (Quantity in Tonnes)

Sl. No.	From State ---->>> / To State ->	Chapter Code	Chapter Description	ANDHRA PRADESH	ARUNACHAL PRADESH	ASSAM	BIHAR	CHANDIGARH
	1	2	3	4	5	6	7	8
253	MAHARASHTRA	85	ELECTRICAL MACHINERY & EQUIPMENT & PARTS THEREOF; SOUND & TV RECORDERS & REPRODUCERS & PARTS THEREOF					
254		86	RAILWAY/TRAMWAY LOCOMOTIVES, TRUCKS ETC., EQUIPMENT AND PARTS THEREOF	72376.90			684.00	
255		87	ROAD VEHICLES AND PARTS					15420.00
256	MANIPUR	10	CEREALS					
257		25	SALT; SULPHUR; EARTHS AND STONE; PLASTERING MATERIALS, LIME AND CEMENT	5313.90		63219.90		
258		31	FERTILIZERS	6802.40		10544.30		
259		68	ARTICLES OF STONE, PLASTER, CEMENT, ASBESTOS, MICA OR SIMILAR MATERIALS			387.00		
260		73	ARTICLES OF IRON & STEEL					
261		86	RAILWAY/TRAMWAY LOCOMOTIVES, TRUCKS ETC., EQUIPMENT AND PARTS THEREOF			300.00		
262	MIZORAM	10	CEREALS					
263		25	SALT; SULPHUR; EARTHS AND STONE; PLASTERING MATERIALS, LIME AND CEMENT	1325.80		15126.00		
264		31	FERTILIZERS			7871.30		

Table V : Inter -State Movements of Goods on ITCHS Chapter by Rail during 2022 - 23 (Quantity in Tonnes)

Sl. No.	From State ---->>> / To State ->	Chapter Code	Chapter Description	ANDHRA PRADESH	ARUNACHAL PRADESH	ASSAM	BIHAR	CHANDIGARH
	1	2	3	4	5	6	7	8
265	MIZORAM	68	ARTICLES OF STONE, PLASTER, CEMENT, ASBESTOS, MICA OR SIMILAR MATERIALS					
266		73	ARTICLES OF IRON & STEEL					
267		86	RAILWAY/TRAMWAY LOCOMOTIVES, TRUCKS ETC., EQUIPMENT AND PARTS THEREOF			30.00		
268	NAGALAND	07	EDIBLE VEGETABLES AND CERTAIN ROOTS AND TUBERS					
269		08	EDIBLE FRUIT & NUTS; PEEL OF CITRUS FRUIT OR MELONS					
270		09	COFFEE, TEA, MATE & SPICES					
271		10	CEREALS	8068.90		1318.10	3990.00	
272		11	PRODUCTS OF THE MILLING INDUSTRY; MALT; STARCHES; INSULIN; WHEAT GLUTEN					
273		12	OIL SEEDS OLEAGINOUS FRUITS; MISC. GRAINS, SEEDS & FRUITS; INDUSTRIAL OR MEDICINAL PLANTS; STRAW & FODDER					
274		15	ANIMAL OR VEGETABLE FATS & OILS & THEIR CLEAVAGE PRODUCTS; ANIMAL VEGETABLE WAXES					
275		17	SUGARS AND SUGAR CONFECTIONERY					

Table V : Inter -State Movements of Goods on ITCHS Chapter by Rail during 2022 - 23 (Quantity in Tonnes)

Sl. No.	From State ---->>> / To State ->	Chapter Code	Chapter Description	ANDHRA PRADESH	ARUNACHAL PRADESH	ASSAM	BIHAR	CHANDIGARH
	1	2	3	4	5	6	7	8
276	NAGALAND	19	PREPARATIONS OF CEREALS, FLOUR , STARCH OR MIILK; PASTRY COOK' PRODUCTS					
277		21	MISCELLANEOUS EDIBLE PREPARATIONS					
278		23	RESIDUES AND WASTE FROM THE FOOD INDUSTRIES; PREPARED ANIMAL FODDER					
279		25	SALT; SULPHUR; EARTHS AND STONE; PLASTERING MATERIALS, LIME AND CEMENT			40413.70		
280		27	MINERAL FUELS, MINERAL OILS & PRODUCTS; BITUMINOUS SUBSTANCES; MINERAL WAXES			98997.70		
281		39	PLASTICS AND ARTICLES THEREOF					
282		48	PAPER AND PAPERBOARD; ARTICLES OF PAPER PULP, OF PAPER AND PAPERBOARD					
283		52	COTTON					
284		68	ARTICLES OF STONE, PLASTER, CEMENT, ASBESTOS, MICA OR SIMILAR MATERIALS					
285		73	ARTICLES OF IRON & STEEL			1137.60		

Table V : Inter -State Movements of Goods on ITCHS Chapter by Rail during 2022 - 23 (Quantity in Tonnes)

Sl. No.	From State ---->>> / To State ->	Chapter Code	Chapter Description	ANDHRA PRADESH	ARUNACHAL PRADESH	ASSAM	BIHAR	CHANDIGARH
	1	2	3	4	5	6	7	8
286	NAGALAND	85	ELECTRICAL MACHINERY & EQUIPMENT & PARTS THEREOF; SOUND & TV RECORDERS & REPRODUCERS & PARTS THEREOF					
287		99	MISCELLANEOUS GOODS					
288	ODISHA	04	DAIRY PRODUCE; BIRDS' EGGS; NATURAL HOENEY; EDIBLE PRODUCTS OF ANIMAL ORIGIN N.E.S.					
289		10	CEREALS	18483.30			10521.60	
290		15	ANIMAL OR VEGETABLE FATS & OILS & THEIR CLEAVAGE PRODUCTS; ANIMAL VEGETABLE WAXES	1993.80				
291		17	SUGARS AND SUGAR CONFECTIONERY					
292		22	BEVERAGES, SPIRITS AND VINEGAR					
293		23	RESIDUES AND WASTE FROM THE FOOD INDUSTRIES; PREPARED ANIMAL FODDER				2136.00	
294		25	SALT; SULPHUR; EARTHS AND STONE; PLASTERING MATERIALS, LIME AND CEMENT	2891457.30				
295		26	ORES, SLAG AND ASH	1963615.70				
296		27	MINERAL FUELS, MINERAL OILS & PRODUCTS; BITUMINOUS SUBSTANCES; MINERAL WAXES	6667830.70		43629.60	59893.10	

Table V : Inter -State Movements of Goods on ITCHS Chapter by Rail during 2022 - 23 (Quantity in Tonnes)

Sl. No.	From State ---->>> / To State ->	Chapter Code	Chapter Description	ANDHRA PRADESH	ARUNACHAL PRADESH	ASSAM	BIHAR	CHANDIGARH
	1	2	3	4	5	6	7	8
297	ODISHA	28	INORGANIC CHEMICALS; COMPOUNDS OF PRECIOUS METALS, OR RARE-EARTH METALS, OF RADIO-ACTIVE ELEMENTS OR OF ISOTOPES.	1295742.20				
298		31	FERTILIZERS	409142.90				
299		34	SOAP & OTHER SIMILAR PREPARATIONS; POLISHES & CREAMS ; CANDLES AND THE LIKE, DENTAL WAXES & PREPARATIONS	2393.10				
300		38	MISCELLANEOUS CHEMICAL PRODUCTS					
301		39	PLASTICS AND ARTICLES THEREOF					
302		44	WOOD & ARTICLES OF WOODS ; WOOD CHARCOAL					
303		48	PAPER AND PAPERBOARD; ARTICLES OF PAPER PULP, OF PAPER AND PAPERBOARD					
304		68	ARTICLES OF STONE, PLASTER, CEMENT, ASBESTOS, MICA OR SIMILAR MATERIALS	38556.50				
305		72	IRON & STEEL	38766.20				
306		73	ARTICLES OF IRON & STEEL	10192.00				
307		86	RAILWAY/TRAMWAY LOCOMOTIVES, TRUCKS ETC., EQUIPMENT AND PARTS THEREOF	634405.60		23784.80	9880.00	
308		87	ROAD VEHICLES AND PARTS					
309		99	MISCELLANEOUS GOODS					

Table V : Inter -State Movements of Goods on ITCHS Chapter by Rail during 2022 - 23 (Quantity in Tonnes)

Sl. No.	From State ---->>> / To State ->	Chapter Code	Chapter Description	ANDHRA PRADESH	ARUNACHAL PRADESH	ASSAM	BIHAR	CHANDIGARH
	1	2	3	4	5	6	7	8
310	PUDUCHERRY	72	IRON & STEEL					
311	PUNJAB	07	EDIBLE VEGETABLES AND CERTAIN ROOTS AND TUBERS					
312		10	CEREALS				68882.00	
313		15	ANIMAL OR VEGETABLE FATS & OILS & THEIR CLEAVAGE PRODUCTS; ANIMAL VEGETABLE WAXES					
314		23	RESIDUES AND WASTE FROM THE FOOD INDUSTRIES; PREPARED ANIMAL FODDER					
315		25	SALT; SULPHUR; EARTHS AND STONE; PLASTERING MATERIALS, LIME AND CEMENT					
316		26	ORES, SLAG AND ASH					
317		27	MINERAL FUELS, MINERAL OILS & PRODUCTS; BITUMINOUS SUBSTANCES; MINERAL WAXES	3926.40		15489.00	32615.90	
318		28	INORGANIC CHEMICALS; COMPOUNDS OF PRECIOUS METALS, OR RARE-EARTH METALS, OF RADIO-ACTIVE ELEMENTS OR OF ISOTOPES.					
319		31	FERTILIZERS					
320		44	WOOD & ARTICLES OF WOODS ; WOOD CHARCOAL		680.00	3495.00		

Table V : Inter -State Movements of Goods on ITCHS Chapter by Rail during 2022 - 23 (Quantity in Tonnes)

Sl. No.	From State ---->>> / To State ->	Chapter Code	Chapter Description	ANDHRA PRADESH	ARUNACHAL PRADESH	ASSAM	BIHAR	CHANDIGARH
	1	2	3	4	5	6	7	8
321	PUNJAB	63	OTHER MADE UP TEXTILE ARTICLES; SETS; WORN TEXTILE ARTICLES; RAGS				664.50	
322		68	ARTICLES OF STONE, PLASTER, CEMENT, ASBESTOS, MICA OR SIMILAR MATERIALS					21060.50
323		72	IRON & STEEL	212277.00				
324		73	ARTICLES OF IRON & STEEL	1815.80				
325		86	RAILWAY/TRAMWAY LOCOMOTIVES, TRUCKS ETC., EQUIPMENT AND PARTS THEREOF			225.00	4378.40	
326		87	ROAD VEHICLES AND PARTS	8681.40				
327	RAJASTHAN	10	CEREALS					
328		15	ANIMAL OR VEGETABLE FATS & OILS & THEIR CLEAVAGE PRODUCTS; ANIMAL VEGETABLE WAXES					
329		22	BEVERAGES, SPIRITS AND VINEGAR					
330		25	SALT; SULPHUR; EARTHS AND STONE; PLASTERING MATERIALS, LIME AND CEMENT	10299.80				
331		26	ORES, SLAG AND ASH					

Table V : Inter -State Movements of Goods on ITCHS Chapter by Rail during 2022 - 23 (Quantity in Tonnes)

Sl. No.	From State ---->>> / To State ->	Chapter Code	Chapter Description	ANDHRA PRADESH	ARUNACHAL PRADESH	ASSAM	BIHAR	CHANDIGARH
1		2	3	4	5	6	7	8
332	RAJASTHAN	27	MINERAL FUELS, MINERAL OILS & PRODUCTS; BITUMINOUS SUBSTANCES; MINERAL WAXES				10596.90	
333		28	INORGANIC CHEMICALS; COMPOUNDS OF PRECIOUS METALS, OR RARE-EARTH METALS, OF RADIO-ACTIVE ELEMENTS OR OF ISOTOPES.					
334		31	FERTILIZERS					
335		44	WOOD & ARTICLES OF WOODS ; WOOD CHARCOAL					
336		68	ARTICLES OF STONE, PLASTER, CEMENT, ASBESTOS, MICA OR SIMILAR MATERIALS					
337		72	IRON & STEEL	87472.80				
338		73	ARTICLES OF IRON & STEEL	24080.70				
339		76	ALUMINIUM & ARTICLES THEREOF					
340		84	NUCLEAR REACTORS, BOILERS, MACHINERY AND MECHANICAL APPLIANCES; PARTS THEREOF					
341		86	RAILWAY/TRAMWAY LOCOMOTIVES, TRUCKS ETC., EQUIPMENT AND PARTS THEREOF	20951.10		1000.00	7353.80	
342		87	ROAD VEHICLES AND PARTS	288.00				

Table V : Inter -State Movements of Goods on ITCHS Chapter by Rail during 2022 - 23 (Quantity in Tonnes)

Sl. No.	From State ---->>> / To State ->	Chapter Code	Chapter Description	ANDHRA PRADESH	ARUNACHAL PRADESH	ASSAM	BIHAR	CHANDIGARH
	1	2	3	4	5	6	7	8
343	TAMIL NADU	07	EDIBLE VEGETABLES AND CERTAIN ROOTS AND TUBERS					
344		10	CEREALS	401152.90			139171.90	
345		12	OIL SEEDS OLEAGINOUS FRUITS; MISC. GRAINS, SEEDS & FRUITS; INDUSTRIAL OR MEDICINAL PLANTS; STRAW & FODDER					
346		15	ANIMAL OR VEGETABLE FATS & OILS & THEIR CLEAVAGE PRODUCTS; ANIMAL VEGETABLE WAXES					
347		17	SUGARS AND SUGAR CONFECTIONERY					
348		19	PREPARATIONS OF CEREALS, FLOUR , STARCH OR MIILK; PASTRY COOK' PRODUCTS					
349		22	BEVERAGES, SPIRITS AND VINEGAR					
350		23	RESIDUES AND WASTE FROM THE FOOD INDUSTRIES; PREPARED ANIMAL FODDER					
351		25	SALT; SULPHUR; EARTHS AND STONE; PLASTERING MATERIALS, LIME AND CEMENT	3216966.00				
352		26	ORES, SLAG AND ASH					
353		27	MINERAL FUELS, MINERAL OILS & PRODUCTS; BITUMINOUS SUBSTANCES; MINERAL WAXES	224527.20				

Table V : Inter -State Movements of Goods on ITCHS Chapter by Rail during 2022 - 23 (Quantity in Tonnes)

Sl. No.	From State ---->>> / To State ->	Chapter Code	Chapter Description	ANDHRA PRADESH	ARUNACHAL PRADESH	ASSAM	BIHAR	CHANDIGARH
	1	2	3	4	5	6	7	8
354	TAMIL NADU	28	INORGANIC CHEMICALS; COMPOUNDS OF PRECIOUS METALS, OR RARE-EARTH METALS, OF RADIO-ACTIVE ELEMENTS OR OF ISOTOPES.					
355		29	ORGANIC CHEMICALS					
356		31	FERTILIZERS	386438.90				
357		38	MISCELLANEOUS CHEMICAL PRODUCTS					
358		44	WOOD & ARTICLES OF WOODS ; WOOD CHARCOAL					
359		63	OTHER MADE UP TEXTILE ARTICLES; SETS; WORN TEXTILE ARTICLES; RAGS					
360		68	ARTICLES OF STONE, PLASTER, CEMENT, ASBESTOS, MICA OR SIMILAR MATERIALS					
361		72	IRON & STEEL	405008.60				
362		73	ARTICLES OF IRON & STEEL	52076.50				
363		84	NUCLEAR REACTORS, BOILERS, MACHINERY AND MECHANICAL APPLIANCES; PARTS THEREOF					
364		86	RAILWAY/TRAMWAY LOCOMOTIVES, TRUCKS ETC., EQUIPMENT AND PARTS THEREOF	427858.10				
365		87	ROAD VEHICLES AND PARTS					9036.80

Table V : Inter -State Movements of Goods on ITCHS Chapter by Rail during 2022 - 23 (Quantity in Tonnes)

Sl. No.	From State ---->>> / To State ->	Chapter Code	Chapter Description	ANDHRA PRADESH	ARUNACHAL PRADESH	ASSAM	BIHAR	CHANDIGARH
	1	2	3	4	5	6	7	8
366	TELANGANA	10	CEREALS					
367		21	MISCELLANEOUS EDIBLE PREPARATIONS					
368		23	RESIDUES AND WASTE FROM THE FOOD INDUSTRIES; PREPARED ANIMAL FODDER					
369		25	SALT; SULPHUR; EARTHS AND STONE; PLASTERING MATERIALS, LIME AND CEMENT	151533.40				
370		26	ORES, SLAG AND ASH					
371		27	MINERAL FUELS, MINERAL OILS & PRODUCTS; BITUMINOUS SUBSTANCES; MINERAL WAXES	1108020.20				
372		28	INORGANIC CHEMICALS; COMPOUNDS OF PRECIOUS METALS, OR RARE-EARTH METALS, OF RADIO-ACTIVE ELEMENTS OR OF ISOTOPES.					
373		31	FERTILIZERS	1761714.30				
374		32	DYEING, TANNING COLOURING MATTER					
375		68	ARTICLES OF STONE, PLASTER, CEMENT, ASBESTOS, MICA OR SIMILAR MATERIALS					
376		72	IRON & STEEL	162531.50				
377		73	ARTICLES OF IRON & STEEL	28796.80				

Table V : Inter -State Movements of Goods on ITCHS Chapter by Rail during 2022 - 23 (Quantity in Tonnes)

Sl. No.	From State ---->>> / To State ->	Chapter Code	Chapter Description	ANDHRA PRADESH	ARUNACHAL PRADESH	ASSAM	BIHAR	CHANDIGARH
	1	2	3	4	5	6	7	8
378	TELANGANA	84	NUCLEAR REACTORS, BOILERS, MACHINERY AND MECHANICAL APPLIANCES; PARTS THEREOF					
379		86	RAILWAY/TRAMWAY LOCOMOTIVES, TRUCKS ETC., EQUIPMENT AND PARTS THEREOF	24219.50				
380		87	ROAD VEHICLES AND PARTS					11124.00
381	TRIPURA	07	EDIBLE VEGETABLES AND CERTAIN ROOTS AND TUBERS					
382		09	COFFEE, TEA, MATE & SPICES					
383		10	CEREALS			1311.60	20485.10	
384		11	PRODUCTS OF THE MILLING INDUSTRY; MALT; STARCHES; INSULIN; WHEAT GLUTEN					
385		12	OIL SEEDS OLEAGINOUS FRUITS; MISC. GRAINS, SEEDS & FRUITS; INDUSTRIAL OR MEDICINAL PLANTS; STRAW & FODDER					
386		15	ANIMAL OR VEGETABLE FATS & OILS & THEIR CLEAVAGE PRODUCTS; ANIMAL VEGETABLE WAXES					
387		17	SUGARS AND SUGAR CONFECTIONERY			2664.80		
388		19	PREPARATIONS OF CEREALS, FLOUR , STARCH OR MIILK; PASTRY COOK' PRODUCTS					
389		21	MISCELLANEOUS EDIBLE PREPARATIONS					

Table V : Inter -State Movements of Goods on ITCHS Chapter by Rail during 2022 - 23 (Quantity in Tonnes)

Sl. No.	From State ---->>> / To State ->	Chapter Code	Chapter Description	ANDHRA PRADESH	ARUNACHAL PRADESH	ASSAM	BIHAR	CHANDIGARH
	1	2	3	4	5	6	7	8
390	TRIPURA	23	RESIDUES AND WASTE FROM THE FOOD INDUSTRIES; PREPARED ANIMAL FODDER					
391		25	SALT; SULPHUR; EARTHS AND STONE; PLASTERING MATERIALS, LIME AND CEMENT	13232.10		1169951.00		
392		27	MINERAL FUELS, MINERAL OILS & PRODUCTS; BITUMINOUS SUBSTANCES; MINERAL WAXES			111840.10		
393		31	FERTILIZERS	4926.50		30391.90		
394		32	DYEING, TANNING COLOURING MATTER					
395		34	SOAP & OTHER SIMILAR PREPARATIONS; POLISHES & CREAMS ; CANDLES AND THE LIKE, DENTAL WAXES & PREPARATIONS					
396		44	WOOD & ARTICLES OF WOODS ; WOOD CHARCOAL					
397		68	ARTICLES OF STONE, PLASTER, CEMENT, ASBESTOS, MICA OR SIMILAR MATERIALS			504255.50	2634.60	
398		73	ARTICLES OF IRON & STEEL			1598.00		
399		86	RAILWAY/TRAMWAY LOCOMOTIVES, TRUCKS ETC., EQUIPMENT AND PARTS THEREOF			4771.50		
400		87	ROAD VEHICLES AND PARTS					

Table V : Inter -State Movements of Goods on ITCHS Chapter by Rail during 2022 - 23 (Quantity in Tonnes)

Sl. No.	From State ---->>> / To State ->	Chapter Code	Chapter Description	ANDHRA PRADESH	ARUNACHAL PRADESH	ASSAM	BIHAR	CHANDIGARH
	1	2	3	4	5	6	7	8
401	UTTAR PRADESH	06	LIVE TREES & OTHER PLANTS; BULBS; ROOTS & THE LIKE; CUT FLOWERS & ORNAMENTAL FOLIAGE					
402		07	EDIBLE VEGETABLES AND CERTAIN ROOTS AND TUBERS					
403		10	CEREALS				2139.50	
404		15	ANIMAL OR VEGETABLE FATS & OILS & THEIR CLEAVAGE PRODUCTS; ANIMAL VEGETABLE WAXES	6012.10				
405		17	SUGARS AND SUGAR CONFECTIONERY					
406		25	SALT; SULPHUR; EARTHS AND STONE; PLASTERING MATERIALS, LIME AND CEMENT	34560.90		6009.60	25992.60	32310.30
407		26	ORES, SLAG AND ASH				726.00	
408		27	MINERAL FUELS, MINERAL OILS & PRODUCTS; BITUMINOUS SUBSTANCES; MINERAL WAXES	414397.60		332317.00	341011.30	
409		28	INORGANIC CHEMICALS; COMPOUNDS OF PRECIOUS METALS, OR RARE-EARTH METALS, OF RADIO-ACTIVE ELEMENTS OR OF ISOTOPES.					
410		31	FERTILIZERS	364102.20				
411		32	DYEING, TANNING COLOURING MATTER					

Table V : Inter -State Movements of Goods on ITCHS Chapter by Rail during 2022 - 23 (Quantity in Tonnes)

Sl. No.	From State ---->>> / To State ->	Chapter Code	Chapter Description	ANDHRA PRADESH	ARUNACHAL PRADESH	ASSAM	BIHAR	CHANDIGARH
	1	2	3	4	5	6	7	8
412	UTTAR PRADESH	44	WOOD & ARTICLES OF WOODS ; WOOD CHARCOAL					
413		63	OTHER MADE UP TEXTILE ARTICLES; SETS; WORN TEXTILE ARTICLES; RAGS					
414		68	ARTICLES OF STONE, PLASTER, CEMENT, ASBESTOS, MICA OR SIMILAR MATERIALS				25956.00	7206.70
415		72	IRON & STEEL	154168.30				
416		73	ARTICLES OF IRON & STEEL	10093.80			3096.20	
417		86	RAILWAY/TRAMWAY LOCOMOTIVES, TRUCKS ETC., EQUIPMENT AND PARTS THEREOF			675.00	3312.00	
418		87	ROAD VEHICLES AND PARTS	1511.30				8604.00
419	UTTARAKHAND	10	CEREALS				161587.60	
420		15	ANIMAL OR VEGETABLE FATS & OILS & THEIR CLEAVAGE PRODUCTS; ANIMAL VEGETABLE WAXES					
421		17	SUGARS AND SUGAR CONFECTIONERY					
422		25	SALT; SULPHUR; EARTHS AND STONE; PLASTERING MATERIALS, LIME AND CEMENT					

Table V : Inter -State Movements of Goods on ITCHS Chapter by Rail during 2022 - 23 (Quantity in Tonnes)

Sl. No.	From State ---->>> / To State ->	Chapter Code	Chapter Description	ANDHRA PRADESH	ARUNACHAL PRADESH	ASSAM	BIHAR	CHANDIGARH
	1	2	3	4	5	6	7	8
423	UTTARAKHAND	27	MINERAL FUELS, MINERAL OILS & PRODUCTS; BITUMINOUS SUBSTANCES; MINERAL WAXES					
424		31	FERTILIZERS					
425		44	WOOD & ARTICLES OF WOODS ; WOOD CHARCOAL			2661.00		
426		68	ARTICLES OF STONE, PLASTER, CEMENT, ASBESTOS, MICA OR SIMILAR MATERIALS					
427		72	IRON & STEEL	8441.90				
428		73	ARTICLES OF IRON & STEEL					
429		86	RAILWAY/TRAMWAY LOCOMOTIVES, TRUCKS ETC., EQUIPMENT AND PARTS THEREOF					
430	WEST BENGAL	04	DAIRY PRODUCE; BIRDS' EGGS; NATURAL HOENEY; EDIBLE PRODUCTS OF ANIMAL ORIGIN N.E.S.					
431		06	LIVE TREES & OTHER PLANTS; BULBS; ROOTS & THE LIKE; CUT FLOWERS & ORNAMENTAL FOLIAGE					
432		07	EDIBLE VEGETABLES AND CERTAIN ROOTS AND TUBERS					

Table V : Inter -State Movements of Goods on ITCHS Chapter by Rail during 2022 - 23 (Quantity in Tonnes)

Sl. No.	From State ---->>> / To State ->	Chapter Code	Chapter Description	ANDHRA PRADESH	ARUNACHAL PRADESH	ASSAM	BIHAR	CHANDIGARH
	1	2	3	4	5	6	7	8
433	WEST BENGAL	10	CEREALS	33519.80			291207.40	
434		12	OIL SEEDS OLEAGINOUS FRUITS; MISC. GRAINS, SEEDS & FRUITS; INDUSTRIAL OR MEDICINAL PLANTS; STRAW & FODDER					
435		15	ANIMAL OR VEGETABLE FATS & OILS & THEIR CLEAVAGE PRODUCTS; ANIMAL VEGETABLE WAXES					
436		17	SUGARS AND SUGAR CONFECTIONERY	30209.70				
437		19	PREPARATIONS OF CEREALS, FLOUR , STARCH OR MIILK; PASTRY COOK' PRODUCTS					
438		20	PREPARATIONS OF VEGETABLES, FRUITS, NUTS OR OTHER PARTS OF PLANTS					
439		21	MISCELLANEOUS EDIBLE PREPARATIONS					
440		22	BEVERAGES, SPIRITS AND VINEGAR					
441		23	RESIDUES AND WASTE FROM THE FOOD INDUSTRIES; PREPARED ANIMAL FODDER				20310.50	
442		25	SALT; SULPHUR; EARTHS AND STONE; PLASTERING MATERIALS, LIME AND CEMENT	1200558.00		22727.60	41259.50	

Table V : Inter -State Movements of Goods on ITCHS Chapter by Rail during 2022 - 23 (Quantity in Tonnes)

Sl. No.	From State ---->>> / To State ->	Chapter Code	Chapter Description	ANDHRA PRADESH	ARUNACHAL PRADESH	ASSAM	BIHAR	CHANDIGARH
	1	2	3	4	5	6	7	8
443	WEST BENGAL	26	ORES, SLAG AND ASH	67949.90				
444		27	MINERAL FUELS, MINERAL OILS & PRODUCTS; BITUMINOUS SUBSTANCES; MINERAL WAXES	305515.60		243729.20	203404.10	
445		28	INORGANIC CHEMICALS; COMPOUNDS OF PRECIOUS METALS, OR RARE-EARTH METALS, OF RADIO-ACTIVE ELEMENTS OR OF ISOTOPES.			2306.30		
446		31	FERTILIZERS	986985.80		31489.60	13520.80	
447		32	DYEING, TANNING COLOURING MATTER					
448		34	SOAP & OTHER SIMILAR PREPARATIONS; POLISHES & CREAMS ; CANDLES AND THE LIKE, DENTAL WAXES & PREPARATIONS					
449		38	MISCELLANEOUS CHEMICAL PRODUCTS					
450		39	PLASTICS AND ARTICLES THEREOF					
451		44	WOOD & ARTICLES OF WOODS ; WOOD CHARCOAL		64.00	384.00		

Table V : Inter -State Movements of Goods on ITCHS Chapter by Rail during 2022 - 23 (Quantity in Tonnes)

Sl. No.	From State ---->>> / To State ->	Chapter Code	Chapter Description	ANDHRA PRADESH	ARUNACHAL PRADESH	ASSAM	BIHAR	CHANDIGARH
	1	2	3	4	5	6	7	8
452	WEST BENGAL	47	PULP OF WOOD OR OF OTHER MATERIALS; WASTE AND SCRAP OF PAPER OR PAPERBOARD					
453		48	PAPER AND PAPERBOARD; ARTICLES OF PAPER PULP, OF PAPER AND PAPERBOARD					
454		52	COTTON					
455		68	ARTICLES OF STONE, PLASTER, CEMENT, ASBESTOS, MICA OR SIMILAR MATERIALS			7522.40	26732.50	
456		72	IRON & STEEL	117649.60				
457		73	ARTICLES OF IRON & STEEL	3738.70		13989.80	939.60	
458		76	ALUMINIUM & ARTICLES THEREOF					
459		84	NUCLEAR REACTORS, BOILERS, MACHINERY AND MECHANICAL APPLIANCES; PARTS THEREOF					
460		86	RAILWAY/TRAMWAY LOCOMOTIVES, TRUCKS ETC., EQUIPMENT AND PARTS THEREOF	278317.40		50681.40	153530.50	
461		87	ROAD VEHICLES AND PARTS	3927.00				
462		99	MISCELLANEOUS GOODS					
	Grand Total ---->>			90247296.40	2238.00	5855783.20	7971739.30	174219.70

Table V : Inter -State Movements of Goods on ITCHS Chapter by Rail during 2022 - 23 (Quantity in Tonnes)

Sl. No.	From State ---->>> / To State ->	Chapter Code	Chapter Description	CHHATTISGARH	DELHI	GOA	GUJARAT	HARYANA
	1	2	3	9	10	11	12	13
1	ANDHRA PRADESH	10	CEREALS	1910973.60				
2		12	OIL SEEDS OLEAGINOUS FRUITS; MISC. GRAINS, SEEDS & FRUITS; INDUSTRIAL OR MEDICINAL PLANTS; STRAW & FODDER					
3		17	SUGARS AND SUGAR CONFECTIONERY					
4		23	RESIDUES AND WASTE FROM THE FOOD INDUSTRIES; PREPARED ANIMAL FODDER	1471.90				
5		25	SALT; SULPHUR; EARTHS AND STONE; PLASTERING MATERIALS, LIME AND CEMENT	47990.80		8089.60	531279.40	
6		26	ORES, SLAG AND ASH	15336144.00		65450.70		
7		27	MINERAL FUELS, MINERAL OILS & PRODUCTS; BITUMINOUS SUBSTANCES; MINERAL WAXES	195766.50			74564.40	18804.60
8		28	INORGANIC CHEMICALS; COMPOUNDS OF PRECIOUS METALS, OR RARE-EARTH METALS, OF RADIO-ACTIVE ELEMENTS OR OF ISOTOPES.				3965.80	
9		31	FERTILIZERS			7592.00	233001.90	
10		44	WOOD & ARTICLES OF WOODS ; WOOD CHARCOAL					

Table V : Inter -State Movements of Goods on ITCHS Chapter by Rail during 2022 - 23 (Quantity in Tonnes)

Sl. No.	From State ---->>> / To State ->	Chapter Code	Chapter Description	CHHATTISGARH	DELHI	GOA	GUJARAT	HARYANA
	1	2	3	9	10	11	12	13
11	ANDHRA PRADESH	68	ARTICLES OF STONE, PLASTER, CEMENT, ASBESTOS, MICA OR SIMILAR MATERIALS					
12		72	IRON & STEEL	299733.80				
13		73	ARTICLES OF IRON & STEEL	76577.50				
14		76	ALUMINIUM & ARTICLES THEREOF					
15		86	RAILWAY/TRAMWAY LOCOMOTIVES, TRUCKS ETC., EQUIPMENT AND PARTS THEREOF	471860.70		2398.40	28160.40	
16		87	ROAD VEHICLES AND PARTS					
17	ARUNACHAL PRADESH	10	CEREALS					5292.00
18		27	MINERAL FUELS, MINERAL OILS & PRODUCTS; BITUMINOUS SUBSTANCES; MINERAL WAXES					
19		44	WOOD & ARTICLES OF WOODS ; WOOD CHARCOAL					
20	ASSAM	04	DAIRY PRODUCE; BIRDS' EGGS; NATURAL HOENEY; EDIBLE PRODUCTS OF ANIMAL ORIGIN N.E.S.		300.00		55773.10	
21		06	LIVE TREES & OTHER PLANTS; BULBS; ROOTS & THE LIKE; CUT FLOWERS & ORNAMENTAL FOLIAGE					
22		07	EDIBLE VEGETABLES AND CERTAIN ROOTS AND TUBERS		51863.30		27557.10	126.00

Table V : Inter -State Movements of Goods on ITCHS Chapter by Rail during 2022 - 23 (Quantity in Tonnes)

Sl. No.	From State ---->>> / To State ->	Chapter Code	Chapter Description	CHHATTISGARH	DELHI	GOA	GUJARAT	HARYANA
	1	2	3	9	10	11	12	13
80	CHANDIGARH	25	SALT; SULPHUR; EARTHS AND STONE; PLASTERING MATERIALS, LIME AND CEMENT				8577.80	
81		27	MINERAL FUELS, MINERAL OILS & PRODUCTS; BITUMINOUS SUBSTANCES; MINERAL WAXES				46496.40	
82		31	FERTILIZERS				19279.90	
83		72	IRON & STEEL	4634.70				
84		73	ARTICLES OF IRON & STEEL				1178.60	
85		87	ROAD VEHICLES AND PARTS					
86	CHHATTISGARH	10	CEREALS					
87		12	OIL SEEDS OLEAGINOUS FRUITS; MISC. GRAINS, SEEDS & FRUITS; INDUSTRIAL OR MEDICINAL PLANTS; STRAW & FODDER					
88		15	ANIMAL OR VEGETABLE FATS & OILS & THEIR CLEAVAGE PRODUCTS; ANIMAL VEGETABLE WAXES				4482.70	
89		22	BEVERAGES, SPIRITS AND VINEGAR					
90		25	SALT; SULPHUR; EARTHS AND STONE; PLASTERING MATERIALS, LIME AND CEMENT	2579938.60			379255.40	
91		26	ORES, SLAG AND ASH	11765112.40				

Table V : Inter -State Movements of Goods on ITCHS Chapter by Rail during 2022 - 23 (Quantity in Tonnes)

Sl. No.	From State ---->>> / To State ->	Chapter Code	Chapter Description	CHHATTISGARH	DELHI	GOA	GUJARAT	HARYANA
	1	2	3	9	10	11	12	13
92	CHHATTISGARH	27	MINERAL FUELS, MINERAL OILS & PRODUCTS; BITUMINOUS SUBSTANCES; MINERAL WAXES	23306396.00		5480.80	133635.50	
93		28	INORGANIC CHEMICALS; COMPOUNDS OF PRECIOUS METALS, OR RARE-EARTH METALS, OF RADIO-ACTIVE ELEMENTS OR OF ISOTOPES.				188.20	
94		31	FERTILIZERS				474599.30	
95		44	WOOD & ARTICLES OF WOODS ; WOOD CHARCOAL					
96		63	OTHER MADE UP TEXTILE ARTICLES; SETS; WORN TEXTILE ARTICLES; RAGS					
97		68	ARTICLES OF STONE, PLASTER, CEMENT, ASBESTOS, MICA OR SIMILAR MATERIALS	70768.10				
98		72	IRON & STEEL	125261.30			2650.00	
99		73	ARTICLES OF IRON & STEEL	20949.60			12876.20	
100		76	ALUMINIUM & ARTICLES THEREOF					
101		84	NUCLEAR REACTORS, BOILERS, MACHINERY AND MECHANICAL APPLIANCES; PARTS THEREOF	266.00				
102		86	RAILWAY/TRAMWAY LOCOMOTIVES, TRUCKS ETC., EQUIPMENT AND PARTS THEREOF	5397.60		15230.50	27845.60	
103		87	ROAD VEHICLES AND PARTS					1140.00

Table V : Inter -State Movements of Goods on ITCHS Chapter by Rail during 2022 - 23 (Quantity in Tonnes)

Sl. No.	From State ---->>> / To State ->	Chapter Code	Chapter Description	CHHATTISGARH	DELHI	GOA	GUJARAT	HARYANA
	1	2	3	9	10	11	12	13
104	DELHI	07	EDIBLE VEGETABLES AND CERTAIN ROOTS AND TUBERS				15060.60	
105		08	EDIBLE FRUIT & NUTS; PEEL OF CITRUS FRUIT OR MELONS					
106		10	CEREALS				5394.00	
107		15	ANIMAL OR VEGETABLE FATS & OILS & THEIR CLEAVAGE PRODUCTS; ANIMAL VEGETABLE WAXES				105269.80	
108		17	SUGARS AND SUGAR CONFECTIONERY					
109		23	RESIDUES AND WASTE FROM THE FOOD INDUSTRIES; PREPARED ANIMAL FODDER					
110		25	SALT; SULPHUR; EARTHS AND STONE; PLASTERING MATERIALS, LIME AND CEMENT		6552.00		67137.80	78383.00
111		27	MINERAL FUELS, MINERAL OILS & PRODUCTS; BITUMINOUS SUBSTANCES; MINERAL WAXES				289551.10	9260.00
112		28	INORGANIC CHEMICALS; COMPOUNDS OF PRECIOUS METALS, OR RARE-EARTH METALS, OF RADIO-ACTIVE ELEMENTS OR OF ISOTOPES.				10742.00	
113		44	WOOD & ARTICLES OF WOODS ; WOOD CHARCOAL					
114		68	ARTICLES OF STONE, PLASTER, CEMENT, ASBESTOS, MICA OR SIMILAR MATERIALS					5263.20

Table V : Inter -State Movements of Goods on ITCHS Chapter by Rail during 2022 - 23 (Quantity in Tonnes)

Sl. No.	From State ---->>> / To State ->	Chapter Code	Chapter Description	CHHATTISGARH	DELHI	GOA	GUJARAT	HARYANA
	1	2	3	9	10	11	12	13
115	DELHI	72	IRON & STEEL	60598.30	392.00			
116		73	ARTICLES OF IRON & STEEL	7759.50				
117		86	RAILWAY/TRAMWAY LOCOMOTIVES, TRUCKS ETC., EQUIPMENT AND PARTS THEREOF	5515.90	744.00		175273.40	725.70
118		87	ROAD VEHICLES AND PARTS				4712.30	
119	GOA	10	CEREALS	25620.40				
120		25	SALT; SULPHUR; EARTHS AND STONE; PLASTERING MATERIALS, LIME AND CEMENT					
121		26	ORES, SLAG AND ASH					
122		72	IRON & STEEL	1978.50				
123		73	ARTICLES OF IRON & STEEL	2818.20				
124		86	RAILWAY/TRAMWAY LOCOMOTIVES, TRUCKS ETC., EQUIPMENT AND PARTS THEREOF				32352.20	
125	GUJARAT	07	EDIBLE VEGETABLES AND CERTAIN ROOTS AND TUBERS					
126		10	CEREALS	14220.60	3363.00		108141.20	938165.70

Table V : Inter -State Movements of Goods on ITCHS Chapter by Rail during 2022 - 23 (Quantity in Tonnes)

Sl. No.	From State ---->>> / To State ->	Chapter Code	Chapter Description	CHHATTISGARH	DELHI	GOA	GUJARAT	HARYANA
	1	2	3	9	10	11	12	13
127	GUJARAT	11	PRODUCTS OF THE MILLING INDUSTRY; MALT; STARCHES; INSULIN; WHEAT GLUTEN					1335.00
128		15	ANIMAL OR VEGETABLE FATS & OILS & THEIR CLEAVAGE PRODUCTS; ANIMAL VEGETABLE WAXES					
129		17	SUGARS AND SUGAR CONFECTIONERY				18554.00	20898.00
130		23	RESIDUES AND WASTE FROM THE FOOD INDUSTRIES; PREPARED ANIMAL FODDER					
131		25	SALT; SULPHUR; EARTHS AND STONE; PLASTERING MATERIALS, LIME AND CEMENT				2073939.20	
132		26	ORES, SLAG AND ASH	19915.80				
133		27	MINERAL FUELS, MINERAL OILS & PRODUCTS; BITUMINOUS SUBSTANCES; MINERAL WAXES	10050948.70			4604973.30	219496.20
134		28	INORGANIC CHEMICALS; COMPOUNDS OF PRECIOUS METALS, OR RARE-EARTH METALS, OF RADIO-ACTIVE ELEMENTS OR OF ISOTOPES.				29113.20	
135		31	FERTILIZERS				2537070.50	
136		38	MISCELLANEOUS CHEMICAL PRODUCTS					
137		44	WOOD & ARTICLES OF WOODS ; WOOD CHARCOAL					
138		68	ARTICLES OF STONE, PLASTER, CEMENT, ASBESTOS, MICA OR SIMILAR MATERIALS				70272.90	

Table V : Inter -State Movements of Goods on ITCHS Chapter by Rail during 2022 - 23 (Quantity in Tonnes)

Sl. No.	From State ---->>> / To State ->	Chapter Code	Chapter Description	CHHATTISGARH	DELHI	GOA	GUJARAT	HARYANA
	1	2	3	9	10	11	12	13
139	GUJARAT	72	IRON & STEEL	287870.90			8358.80	
140		73	ARTICLES OF IRON & STEEL	59583.80			32849.30	
141		84	NUCLEAR REACTORS, BOILERS, MACHINERY AND MECHANICAL APPLIANCES; PARTS THEREOF					
142		86	RAILWAY/TRAMWAY LOCOMOTIVES, TRUCKS ETC., EQUIPMENT AND PARTS THEREOF	104700.30	91935.30	1894.50	5049570.50	4277204.80
143		87	ROAD VEHICLES AND PARTS					20416.00
144	HARYANA	07	EDIBLE VEGETABLES AND CERTAIN ROOTS AND TUBERS					
145		10	CEREALS				2689.40	
146		15	ANIMAL OR VEGETABLE FATS & OILS & THEIR CLEAVAGE PRODUCTS; ANIMAL VEGETABLE WAXES				150566.60	
147		23	RESIDUES AND WASTE FROM THE FOOD INDUSTRIES; PREPARED ANIMAL FODDER					
148		25	SALT; SULPHUR; EARTHS AND STONE; PLASTERING MATERIALS, LIME AND CEMENT		50614.00		194755.70	101630.10
149		27	MINERAL FUELS, MINERAL OILS & PRODUCTS; BITUMINOUS SUBSTANCES; MINERAL WAXES	11665.60			2855009.90	94194.60

Table V : Inter -State Movements of Goods on ITCHS Chapter by Rail during 2022 - 23 (Quantity in Tonnes)

Sl. No.	From State ---->>> / To State ->	Chapter Code	Chapter Description	CHHATTISGARH	DELHI	GOA	GUJARAT	HARYANA
	1	2	3	9	10	11	12	13
150	HARYANA	28	INORGANIC CHEMICALS; COMPOUNDS OF PRECIOUS METALS, OR RARE-EARTH METALS, OF RADIO-ACTIVE ELEMENTS OR OF ISOTOPES.				2813.80	
151		31	FERTILIZERS				1334378.20	290851.90
152		38	MISCELLANEOUS CHEMICAL PRODUCTS					
153		44	WOOD & ARTICLES OF WOODS ; WOOD CHARCOAL					
154		63	OTHER MADE UP TEXTILE ARTICLES; SETS; WORN TEXTILE ARTICLES; RAGS					
155		68	ARTICLES OF STONE, PLASTER, CEMENT, ASBESTOS, MICA OR SIMILAR MATERIALS					2410.60
156		72	IRON & STEEL	239672.90			14023.70	
157		73	ARTICLES OF IRON & STEEL	37259.10	4995.00		8803.30	9300.20
158		84	NUCLEAR REACTORS, BOILERS, MACHINERY AND MECHANICAL APPLIANCES; PARTS THEREOF					
159		86	RAILWAY/TRAMWAY LOCOMOTIVES, TRUCKS ETC., EQUIPMENT AND PARTS THEREOF	802.50	11467.80		8236010.90	2591228.40
160		87	ROAD VEHICLES AND PARTS				78025.40	

Table V : Inter -State Movements of Goods on ITCHS Chapter by Rail during 2022 - 23 (Quantity in Tonnes)

Sl. No.	From State ---->>> / To State ->	Chapter Code	Chapter Description	CHHATTISGARH	DELHI	GOA	GUJARAT	HARYANA
	1	2	3	9	10	11	12	13
161	HIMACHAL PRADESH	25	SALT; SULPHUR; EARTHS AND STONE; PLASTERING MATERIALS, LIME AND CEMENT					6448.00
162	JAMMU AND KASHMIR	06	LIVE TREES & OTHER PLANTS; BULBS; ROOTS & THE LIKE; CUT FLOWERS & ORNAMENTAL FOLIAGE					
163		07	EDIBLE VEGETABLES AND CERTAIN ROOTS AND TUBERS					
164		10	CEREALS					
165		25	SALT; SULPHUR; EARTHS AND STONE; PLASTERING MATERIALS, LIME AND CEMENT		5768.00		29430.00	
166		27	MINERAL FUELS, MINERAL OILS & PRODUCTS; BITUMINOUS SUBSTANCES; MINERAL WAXES				23535.10	724529.90
167		31	FERTILIZERS				100057.80	
168		73	ARTICLES OF IRON & STEEL	3758.30				
169		87	ROAD VEHICLES AND PARTS					378.00
170	JHARKHAND	07	EDIBLE VEGETABLES AND CERTAIN ROOTS AND TUBERS					
171		10	CEREALS	511680.00			5354.40	53938.50

Table V : Inter -State Movements of Goods on ITCHS Chapter by Rail during 2022 - 23 (Quantity in Tonnes)

Sl. No.	From State ---->>> / To State ->	Chapter Code	Chapter Description	CHHATTISGARH	DELHI	GOA	GUJARAT	HARYANA
	1	2	3	9	10	11	12	13
172	JHARKHAND	15	ANIMAL OR VEGETABLE FATS & OILS & THEIR CLEAVAGE PRODUCTS; ANIMAL VEGETABLE WAXES					
173		17	SUGARS AND SUGAR CONFECTIONERY					
174		22	BEVERAGES, SPIRITS AND VINEGAR					
175		25	SALT; SULPHUR; EARTHS AND STONE; PLASTERING MATERIALS, LIME AND CEMENT	5865819.60			210008.50	
176		26	ORES, SLAG AND ASH	633696.20				
177		27	MINERAL FUELS, MINERAL OILS & PRODUCTS; BITUMINOUS SUBSTANCES; MINERAL WAXES	84012.10		20628.70	52223.10	
178		28	INORGANIC CHEMICALS; COMPOUNDS OF PRECIOUS METALS, OR RARE-EARTH METALS, OF RADIO-ACTIVE ELEMENTS OR OF ISOTOPES.				1889.00	
179		31	FERTILIZERS		2460.50			
180		68	ARTICLES OF STONE, PLASTER, CEMENT, ASBESTOS, MICA OR SIMILAR MATERIALS					
181		72	IRON & STEEL	219366.30				
182		73	ARTICLES OF IRON & STEEL	75408.80			6470.90	

Table V : Inter -State Movements of Goods on ITCHS Chapter by Rail during 2022 - 23 (Quantity in Tonnes)

Sl. No.	From State ---->>> / To State ->	Chapter Code	Chapter Description	CHHATTISGARH	DELHI	GOA	GUJARAT	HARYANA
	1	2	3	9	10	11	12	13
183	JHARKHAND	86	RAILWAY/TRAMWAY LOCOMOTIVES, TRUCKS ETC., EQUIPMENT AND PARTS THEREOF	46158.00			174022.40	
184		87	ROAD VEHICLES AND PARTS				140.00	1396.00
185	KARNATAKA	07	EDIBLE VEGETABLES AND CERTAIN ROOTS AND TUBERS					
186		08	EDIBLE FRUIT & NUTS; PEEL OF CITRUS FRUIT OR MELONS					
187		10	CEREALS	1080741.60			36836.80	220701.50
188		17	SUGARS AND SUGAR CONFECTIONERY					
189		21	MISCELLANEOUS EDIBLE PREPARATIONS					
190		22	BEVERAGES, SPIRITS AND VINEGAR					
191		23	RESIDUES AND WASTE FROM THE FOOD INDUSTRIES; PREPARED ANIMAL FODDER					
192		25	SALT; SULPHUR; EARTHS AND STONE; PLASTERING MATERIALS, LIME AND CEMENT	6805.60		1004491.50	198338.40	
193		26	ORES, SLAG AND ASH	4012.70		3782.50		
194		27	MINERAL FUELS, MINERAL OILS & PRODUCTS; BITUMINOUS SUBSTANCES; MINERAL WAXES	555405.90		8829781.40	763382.80	

Table V : Inter -State Movements of Goods on ITCHS Chapter by Rail during 2022 - 23 (Quantity in Tonnes)

Sl. No.	From State ---->>> / To State ->	Chapter Code	Chapter Description	CHHATTISGARH	DELHI	GOA	GUJARAT	HARYANA
	1	2	3	9	10	11	12	13
195	KARNATAKA	28	INORGANIC CHEMICALS; COMPOUNDS OF PRECIOUS METALS, OR RARE-EARTH METALS, OF RADIO-ACTIVE ELEMENTS OR OF ISOTOPES.				23395.10	
196		31	FERTILIZERS			261352.20	403723.30	
197		44	WOOD & ARTICLES OF WOODS ; WOOD CHARCOAL			299.30		
198		49	PRINTED BOOKS & OTHER PRODUCTS OF PRINTING INDUSTRY					
199		68	ARTICLES OF STONE, PLASTER, CEMENT, ASBESTOS, MICA OR SIMILAR MATERIALS					
200		72	IRON & STEEL	290549.40		8535.40	8041.90	
201		73	ARTICLES OF IRON & STEEL	69182.40				
202		84	NUCLEAR REACTORS, BOILERS, MACHINERY AND MECHANICAL APPLIANCES; PARTS THEREOF					27507.00
203		85	ELECTRICAL MACHINERY & EQUIPMENT & PARTS THEREOF; SOUND & TV RECORDERS & REPRODUCERS & PARTS THEREOF					
204		86	RAILWAY/TRAMWAY LOCOMOTIVES, TRUCKS ETC., EQUIPMENT AND PARTS THEREOF	2700.90			482064.60	8940.00
205		87	ROAD VEHICLES AND PARTS				49975.20	46225.10

Table V : Inter -State Movements of Goods on ITCHS Chapter by Rail during 2022 - 23 (Quantity in Tonnes)

Sl. No.	From State ---->>> / To State ->	Chapter Code	Chapter Description	CHHATTISGARH	DELHI	GOA	GUJARAT	HARYANA
	1	2	3	9	10	11	12	13
206	KERALA	10	CEREALS	90783.10			7577.00	27650.50
207		12	OIL SEEDS OLEAGINOUS FRUITS; MISC. GRAINS, SEEDS & FRUITS; INDUSTRIAL OR MEDICINAL PLANTS; STRAW & FODDER					
208		22	BEVERAGES, SPIRITS AND VINEGAR					
209		23	RESIDUES AND WASTE FROM THE FOOD INDUSTRIES; PREPARED ANIMAL FODDER	17185.10				
210		25	SALT; SULPHUR; EARTHS AND STONE; PLASTERING MATERIALS, LIME AND CEMENT					
211		27	MINERAL FUELS, MINERAL OILS & PRODUCTS; BITUMINOUS SUBSTANCES; MINERAL WAXES					
212		31	FERTILIZERS				7572.10	
213		68	ARTICLES OF STONE, PLASTER, CEMENT, ASBESTOS, MICA OR SIMILAR MATERIALS					
214		72	IRON & STEEL	12203.30			5126.00	
215		73	ARTICLES OF IRON & STEEL	12212.70				
216		84	NUCLEAR REACTORS, BOILERS, MACHINERY AND MECHANICAL APPLIANCES; PARTS THEREOF					
217		86	RAILWAY/TRAMWAY LOCOMOTIVES, TRUCKS ETC., EQUIPMENT AND PARTS THEREOF					
218		87	ROAD VEHICLES AND PARTS				637.10	

Table V : Inter -State Movements of Goods on ITCHS Chapter by Rail during 2022 - 23 (Quantity in Tonnes)

Sl. No.	From State ---->>> / To State ->	Chapter Code	Chapter Description	CHHATTISGARH	DELHI	GOA	GUJARAT	HARYANA
1		2	3	9	10	11	12	13
219	MADHYA PRADESH	10	CEREALS				2661.60	
220		12	OIL SEEDS OLEAGINOUS FRUITS; MISC. GRAINS, SEEDS & FRUITS; INDUSTRIAL OR MEDICINAL PLANTS; STRAW & FODDER					
221		22	BEVERAGES, SPIRITS AND VINEGAR					
222		25	SALT; SULPHUR; EARTHS AND STONE; PLASTERING MATERIALS, LIME AND CEMENT	92043.60			1121527.40	
223		26	ORES, SLAG AND ASH					
224		27	MINERAL FUELS, MINERAL OILS & PRODUCTS; BITUMINOUS SUBSTANCES; MINERAL WAXES	16808430.50		5505.00	3619324.40	172548.70
225		28	INORGANIC CHEMICALS; COMPOUNDS OF PRECIOUS METALS, OR RARE-EARTH METALS, OF RADIO-ACTIVE ELEMENTS OR OF ISOTOPES.				4304.70	
226		29	ORGANIC CHEMICALS				2160.00	
227		31	FERTILIZERS				2793293.20	
228		44	WOOD & ARTICLES OF WOODS ; WOOD CHARCOAL	6093.80				
229		63	OTHER MADE UP TEXTILE ARTICLES; SETS; WORN TEXTILE ARTICLES; RAGS					
230		68	ARTICLES OF STONE, PLASTER, CEMENT, ASBESTOS, MICA OR SIMILAR MATERIALS	23672.60			4658.70	

Table V : Inter -State Movements of Goods on ITCHS Chapter by Rail during 2022 - 23 (Quantity in Tonnes)

Sl. No.	From State ---->>> / To State ->	Chapter Code	Chapter Description	CHHATTISGARH	DELHI	GOA	GUJARAT	HARYANA
	1	2	3	9	10	11	12	13
231	MADHYA PRADESH	72	IRON & STEEL	234502.50			28912.40	
232		73	ARTICLES OF IRON & STEEL	80054.50			300.00	
233		86	RAILWAY/TRAMWAY LOCOMOTIVES, TRUCKS ETC., EQUIPMENT AND PARTS THEREOF	595.20	2618.30	16232.10	91526.20	
234		87	ROAD VEHICLES AND PARTS					12121.80
235	MAHARASHTRA	07	EDIBLE VEGETABLES AND CERTAIN ROOTS AND TUBERS				1839.40	
236		10	CEREALS	1764972.50			13236.30	751917.30
237		11	PRODUCTS OF THE MILLING INDUSTRY; MALT; STARCHES; INSULIN; WHEAT GLUTEN					
238		12	OIL SEEDS OLEAGINOUS FRUITS; MISC. GRAINS, SEEDS & FRUITS; INDUSTRIAL OR MEDICINAL PLANTS; STRAW & FODDER					
239		15	ANIMAL OR VEGETABLE FATS & OILS & THEIR CLEAVAGE PRODUCTS; ANIMAL VEGETABLE WAXES				4996.60	
240		17	SUGARS AND SUGAR CONFECTIONERY					
241		23	RESIDUES AND WASTE FROM THE FOOD INDUSTRIES; PREPARED ANIMAL FODDER					

Table V : Inter -State Movements of Goods on ITCHS Chapter by Rail during 2022 - 23 (Quantity in Tonnes)

Sl. No.	From State ---->>> / To State ->	Chapter Code	Chapter Description	CHHATTISGARH	DELHI	GOA	GUJARAT	HARYANA
	1	2	3	9	10	11	12	13
242	MAHARASHTRA	25	SALT; SULPHUR; EARTHS AND STONE; PLASTERING MATERIALS, LIME AND CEMENT	44017.60		14993.70	444675.40	
243		26	ORES, SLAG AND ASH	43819.50				
244		27	MINERAL FUELS, MINERAL OILS & PRODUCTS; BITUMINOUS SUBSTANCES; MINERAL WAXES	28087309.70		535894.60	2068745.20	109723.60
245		28	INORGANIC CHEMICALS; COMPOUNDS OF PRECIOUS METALS, OR RARE-EARTH METALS, OF RADIO-ACTIVE ELEMENTS OR OF ISOTOPES.				2562.60	
246		31	FERTILIZERS			507510.10	2213009.50	246.20
247		33	ESSENTIAL OILS RESINOIDS; COSMETIC AND OTHER SIMILAR PREPARATIONS					
248		44	WOOD & ARTICLES OF WOODS ; WOOD CHARCOAL					
249		68	ARTICLES OF STONE, PLASTER, CEMENT, ASBESTOS, MICA OR SIMILAR MATERIALS	3148.10			3069.70	
250		72	IRON & STEEL	1273917.50		3371.30	862464.50	
251		73	ARTICLES OF IRON & STEEL	102698.50			5554.00	
252		84	NUCLEAR REACTORS, BOILERS, MACHINERY AND MECHANICAL APPLIANCES; PARTS THEREOF	56.00				

Table V : Inter -State Movements of Goods on ITCHS Chapter by Rail during 2022 - 23 (Quantity in Tonnes)

Sl. No.	From State ---->>> / To State ->	Chapter Code	Chapter Description	CHHATTISGARH	DELHI	GOA	GUJARAT	HARYANA
	1	2	3	9	10	11	12	13
253	MAHARASHTRA	85	ELECTRICAL MACHINERY & EQUIPMENT & PARTS THEREOF; SOUND & TV RECORDERS & REPRODUCERS & PARTS THEREOF					
254		86	RAILWAY/TRAMWAY LOCOMOTIVES, TRUCKS ETC., EQUIPMENT AND PARTS THEREOF	67524.20	154535.80	28315.80	1967959.70	53387.50
255		87	ROAD VEHICLES AND PARTS				4647.20	21969.20
256	MANIPUR	10	CEREALS					20224.00
257		25	SALT; SULPHUR; EARTHS AND STONE; PLASTERING MATERIALS, LIME AND CEMENT	3916.80				
258		31	FERTILIZERS					
259		68	ARTICLES OF STONE, PLASTER, CEMENT, ASBESTOS, MICA OR SIMILAR MATERIALS					
260		73	ARTICLES OF IRON & STEEL	2500.90				
261		86	RAILWAY/TRAMWAY LOCOMOTIVES, TRUCKS ETC., EQUIPMENT AND PARTS THEREOF					
262	MIZORAM	10	CEREALS					15846.00
263		25	SALT; SULPHUR; EARTHS AND STONE; PLASTERING MATERIALS, LIME AND CEMENT					
264		31	FERTILIZERS					

Table V : Inter -State Movements of Goods on ITCHS Chapter by Rail during 2022 - 23 (Quantity in Tonnes)

Sl. No.	From State ---->>> / To State ->	Chapter Code	Chapter Description	CHHATTISGARH	DELHI	GOA	GUJARAT	HARYANA
	1	2	3	9	10	11	12	13
265	MIZORAM	68	ARTICLES OF STONE, PLASTER, CEMENT, ASBESTOS, MICA OR SIMILAR MATERIALS					
266		73	ARTICLES OF IRON & STEEL	10871.60				
267		86	RAILWAY/TRAMWAY LOCOMOTIVES, TRUCKS ETC., EQUIPMENT AND PARTS THEREOF					
268	NAGALAND	07	EDIBLE VEGETABLES AND CERTAIN ROOTS AND TUBERS		14744.80			
269		08	EDIBLE FRUIT & NUTS; PEEL OF CITRUS FRUIT OR MELONS		135.00			
270		09	COFFEE, TEA, MATE & SPICES		120.00			
271		10	CEREALS		6497.90		5266.10	47150.00
272		11	PRODUCTS OF THE MILLING INDUSTRY; MALT; STARCHES; INSULIN; WHEAT GLUTEN		690.00			
273		12	OIL SEEDS OLEAGINOUS FRUITS; MISC. GRAINS, SEEDS & FRUITS; INDUSTRIAL OR MEDICINAL PLANTS; STRAW & FODDER		118.60			
274		15	ANIMAL OR VEGETABLE FATS & OILS & THEIR CLEAVAGE PRODUCTS; ANIMAL VEGETABLE WAXES		1917.00			
275		17	SUGARS AND SUGAR CONFECTIONERY		345.00			

Table V : Inter -State Movements of Goods on ITCHS Chapter by Rail during 2022 - 23 (Quantity in Tonnes)

Sl. No.	From State ---->>> / To State ->	Chapter Code	Chapter Description	CHHATTISGARH	DELHI	GOA	GUJARAT	HARYANA
	1	2	3	9	10	11	12	13
276	NAGALAND	19	PREPARATIONS OF CEREALS, FLOUR , STARCH OR MIILK; PASTRY COOK' PRODUCTS		445.00			55.00
277		21	MISCELLANEOUS EDIBLE PREPARATIONS		200.00			
278		23	RESIDUES AND WASTE FROM THE FOOD INDUSTRIES; PREPARED ANIMAL FODDER		480.00			
279		25	SALT; SULPHUR; EARTHS AND STONE; PLASTERING MATERIALS, LIME AND CEMENT	1328.80			15470.10	
280		27	MINERAL FUELS, MINERAL OILS & PRODUCTS; BITUMINOUS SUBSTANCES; MINERAL WAXES					
281		39	PLASTICS AND ARTICLES THEREOF		50.00			
282		48	PAPER AND PAPERBOARD; ARTICLES OF PAPER PULP, OF PAPER AND PAPERBOARD		60.00			
283		52	COTTON		8548.90			
284		68	ARTICLES OF STONE, PLASTER, CEMENT, ASBESTOS, MICA OR SIMILAR MATERIALS	1904.00				
285		73	ARTICLES OF IRON & STEEL	5637.20				

Table V : Inter -State Movements of Goods on ITCHS Chapter by Rail during 2022 - 23 (Quantity in Tonnes)

Sl. No.	From State ---->>> / To State ->	Chapter Code	Chapter Description	CHHATTISGARH	DELHI	GOA	GUJARAT	HARYANA
	1	2	3	9	10	11	12	13
286	NAGALAND	85	ELECTRICAL MACHINERY & EQUIPMENT & PARTS THEREOF; SOUND & TV RECORDERS & REPRODUCERS & PARTS THEREOF		30.00			
287		99	MISCELLANEOUS GOODS		5261.60			
288	ODISHA	04	DAIRY PRODUCE; BIRDS' EGGS; NATURAL HOENEY; EDIBLE PRODUCTS OF ANIMAL ORIGIN N.E.S.				960.00	
289		10	CEREALS	3464.90			8034.20	21590.50
290		15	ANIMAL OR VEGETABLE FATS & OILS & THEIR CLEAVAGE PRODUCTS; ANIMAL VEGETABLE WAXES				315.00	
291		17	SUGARS AND SUGAR CONFECTIONERY					2734.30
292		22	BEVERAGES, SPIRITS AND VINEGAR					
293		23	RESIDUES AND WASTE FROM THE FOOD INDUSTRIES; PREPARED ANIMAL FODDER					
294		25	SALT; SULPHUR; EARTHS AND STONE; PLASTERING MATERIALS, LIME AND CEMENT	4190942.90			292039.90	
295		26	ORES, SLAG AND ASH	437409.00				
296		27	MINERAL FUELS, MINERAL OILS & PRODUCTS; BITUMINOUS SUBSTANCES; MINERAL WAXES	901497.20			2714.80	5330.80

Table V : Inter -State Movements of Goods on ITCHS Chapter by Rail during 2022 - 23 (Quantity in Tonnes)

Sl. No.	From State ---->>> / To State ->	Chapter Code	Chapter Description	CHHATTISGARH	DELHI	GOA	GUJARAT	HARYANA
	1	2	3	9	10	11	12	13
297	ODISHA	28	INORGANIC CHEMICALS; COMPOUNDS OF PRECIOUS METALS, OR RARE-EARTH METALS, OF RADIO-ACTIVE ELEMENTS OR OF ISOTOPES.				69643.80	
298		31	FERTILIZERS					
299		34	SOAP & OTHER SIMILAR PREPARATIONS; POLISHES & CREAMS ; CANDLES AND THE LIKE, DENTAL WAXES & PREPARATIONS					
300		38	MISCELLANEOUS CHEMICAL PRODUCTS				210.00	
301		39	PLASTICS AND ARTICLES THEREOF					
302		44	WOOD & ARTICLES OF WOODS ; WOOD CHARCOAL	7987.00				
303		48	PAPER AND PAPERBOARD; ARTICLES OF PAPER PULP, OF PAPER AND PAPERBOARD					
304		68	ARTICLES OF STONE, PLASTER, CEMENT, ASBESTOS, MICA OR SIMILAR MATERIALS	58531.30				
305		72	IRON & STEEL	208322.90				
306		73	ARTICLES OF IRON & STEEL	74511.20			25769.10	
307		86	RAILWAY/TRAMWAY LOCOMOTIVES, TRUCKS ETC., EQUIPMENT AND PARTS THEREOF	63310.40	6490.30	8741.70	228809.10	766.40
308		87	ROAD VEHICLES AND PARTS					
309		99	MISCELLANEOUS GOODS					

Table V : Inter -State Movements of Goods on ITCHS Chapter by Rail during 2022 - 23 (Quantity in Tonnes)

Sl. No.	From State ---->>> / To State ->	Chapter Code	Chapter Description	CHHATTISGARH	DELHI	GOA	GUJARAT	HARYANA
	1	2	3	9	10	11	12	13
310	PUDUCHERRY	72	IRON & STEEL					
311	PUNJAB	07	EDIBLE VEGETABLES AND CERTAIN ROOTS AND TUBERS				8295.80	
312		10	CEREALS				2727.30	
313		15	ANIMAL OR VEGETABLE FATS & OILS & THEIR CLEAVAGE PRODUCTS; ANIMAL VEGETABLE WAXES				56484.40	
314		23	RESIDUES AND WASTE FROM THE FOOD INDUSTRIES; PREPARED ANIMAL FODDER					
315		25	SALT; SULPHUR; EARTHS AND STONE; PLASTERING MATERIALS, LIME AND CEMENT				409853.20	202226.20
316		26	ORES, SLAG AND ASH					
317		27	MINERAL FUELS, MINERAL OILS & PRODUCTS; BITUMINOUS SUBSTANCES; MINERAL WAXES	3106783.20			931541.50	658132.60
318		28	INORGANIC CHEMICALS; COMPOUNDS OF PRECIOUS METALS, OR RARE-EARTH METALS, OF RADIO-ACTIVE ELEMENTS OR OF ISOTOPES.				1133.70	
319		31	FERTILIZERS				1694569.20	110621.60
320		44	WOOD & ARTICLES OF WOODS ; WOOD CHARCOAL				53667.40	

Table V : Inter -State Movements of Goods on ITCHS Chapter by Rail during 2022 - 23 (Quantity in Tonnes)

Sl. No.	From State ---->>> / To State ->	Chapter Code	Chapter Description	CHHATTISGARH	DELHI	GOA	GUJARAT	HARYANA
	1	2	3	9	10	11	12	13
321	PUNJAB	63	OTHER MADE UP TEXTILE ARTICLES; SETS; WORN TEXTILE ARTICLES; RAGS					
322		68	ARTICLES OF STONE, PLASTER, CEMENT, ASBESTOS, MICA OR SIMILAR MATERIALS					
323		72	IRON & STEEL	115028.20				
324		73	ARTICLES OF IRON & STEEL	27048.60				2087.30
325		86	RAILWAY/TRAMWAY LOCOMOTIVES, TRUCKS ETC., EQUIPMENT AND PARTS THEREOF		18836.20	84090.40	2080865.80	848790.40
326		87	ROAD VEHICLES AND PARTS				4938.50	
327	RAJASTHAN	10	CEREALS					597956.60
328		15	ANIMAL OR VEGETABLE FATS & OILS & THEIR CLEAVAGE PRODUCTS; ANIMAL VEGETABLE WAXES				9185.90	
329		22	BEVERAGES, SPIRITS AND VINEGAR					
330		25	SALT; SULPHUR; EARTHS AND STONE; PLASTERING MATERIALS, LIME AND CEMENT		3224.00		519248.90	144155.20
331		26	ORES, SLAG AND ASH				12115.70	

Table V : Inter -State Movements of Goods on ITCHS Chapter by Rail during 2022 - 23 (Quantity in Tonnes)

Sl. No.	From State ---->>> / To State ->	Chapter Code	Chapter Description	CHHATTISGARH	DELHI	GOA	GUJARAT	HARYANA
	1	2	3	9	10	11	12	13
332	RAJASTHAN	27	MINERAL FUELS, MINERAL OILS & PRODUCTS; BITUMINOUS SUBSTANCES; MINERAL WAXES	19167555.80			5187571.80	241377.70
333		28	INORGANIC CHEMICALS; COMPOUNDS OF PRECIOUS METALS, OR RARE-EARTH METALS, OF RADIO-ACTIVE ELEMENTS OR OF ISOTOPES.				3110.00	
334		31	FERTILIZERS				1907996.30	59273.50
335		44	WOOD & ARTICLES OF WOODS ; WOOD CHARCOAL					
336		68	ARTICLES OF STONE, PLASTER, CEMENT, ASBESTOS, MICA OR SIMILAR MATERIALS					3333.00
337		72	IRON & STEEL	99112.80				
338		73	ARTICLES OF IRON & STEEL	33966.90				138.00
339		76	ALUMINIUM & ARTICLES THEREOF					
340		84	NUCLEAR REACTORS, BOILERS, MACHINERY AND MECHANICAL APPLIANCES; PARTS THEREOF					
341		86	RAILWAY/TRAMWAY LOCOMOTIVES, TRUCKS ETC., EQUIPMENT AND PARTS THEREOF	148.50	542549.40	4966.20	4548025.80	213626.20
342		87	ROAD VEHICLES AND PARTS				100.00	

Table V : Inter -State Movements of Goods on ITCHS Chapter by Rail during 2022 - 23 (Quantity in Tonnes)

Sl. No.	From State ---->>> / To State -<	Chapter Code	Chapter Description	CHHATTISGARH	DELHI	GOA	GUJARAT	HARYANA
	1	2	3	9	10	11	12	13
343	TAMIL NADU	07	EDIBLE VEGETABLES AND CERTAIN ROOTS AND TUBERS					
344		10	CEREALS	148941.60			38066.20	50663.20
345		12	OIL SEEDS OLEAGINOUS FRUITS; MISC. GRAINS, SEEDS & FRUITS; INDUSTRIAL OR MEDICINAL PLANTS; STRAW & FODDER					
346		15	ANIMAL OR VEGETABLE FATS & OILS & THEIR CLEAVAGE PRODUCTS; ANIMAL VEGETABLE WAXES				2748.00	
347		17	SUGARS AND SUGAR CONFECTIONERY					
348		19	PREPARATIONS OF CEREALS, FLOUR , STARCH OR MIILK; PASTRY COOK' PRODUCTS					
349		22	BEVERAGES, SPIRITS AND VINEGAR					
350		23	RESIDUES AND WASTE FROM THE FOOD INDUSTRIES; PREPARED ANIMAL FODDER	4351.50				
351		25	SALT; SULPHUR; EARTHS AND STONE; PLASTERING MATERIALS, LIME AND CEMENT				106557.20	
352		26	ORES, SLAG AND ASH	55707.20				
353		27	MINERAL FUELS, MINERAL OILS & PRODUCTS; BITUMINOUS SUBSTANCES; MINERAL WAXES			154529.20	2719.60	7988.00

Table V : Inter -State Movements of Goods on ITCHS Chapter by Rail during 2022 - 23 (Quantity in Tonnes)

Sl. No.	From State ---->>> / To State ->	Chapter Code	Chapter Description	CHHATTISGARH	DELHI	GOA	GUJARAT	HARYANA
1		2	3	9	10	11	12	13
354	TAMIL NADU	28	INORGANIC CHEMICALS; COMPOUNDS OF PRECIOUS METALS, OR RARE-EARTH METALS, OF RADIO-ACTIVE ELEMENTS OR OF ISOTOPES.				40594.90	
355		29	ORGANIC CHEMICALS					
356		31	FERTILIZERS				121944.90	
357		38	MISCELLANEOUS CHEMICAL PRODUCTS					
358		44	WOOD & ARTICLES OF WOODS ; WOOD CHARCOAL					
359		63	OTHER MADE UP TEXTILE ARTICLES; SETS; WORN TEXTILE ARTICLES; RAGS					
360		68	ARTICLES OF STONE, PLASTER, CEMENT, ASBESTOS, MICA OR SIMILAR MATERIALS					
361		72	IRON & STEEL	369078.00			55566.50	
362		73	ARTICLES OF IRON & STEEL	64637.00			21575.70	
363		84	NUCLEAR REACTORS, BOILERS, MACHINERY AND MECHANICAL APPLIANCES; PARTS THEREOF					
364		86	RAILWAY/TRAMWAY LOCOMOTIVES, TRUCKS ETC., EQUIPMENT AND PARTS THEREOF	2653.20	250640.30		117641.20	14875.20
365		87	ROAD VEHICLES AND PARTS				14648.30	33882.30

Table V : Inter -State Movements of Goods on ITCHS Chapter by Rail during 2022 - 23 (Quantity in Tonnes)

Sl. No.	From State ---->>> / To State ->	Chapter Code	Chapter Description	CHHATTISGARH	DELHI	GOA	GUJARAT	HARYANA
	1	2	3	9	10	11	12	13
366	TELANGANA	10	CEREALS				6431.50	
367		21	MISCELLANEOUS EDIBLE PREPARATIONS					
368		23	RESIDUES AND WASTE FROM THE FOOD INDUSTRIES; PREPARED ANIMAL FODDER					
369		25	SALT; SULPHUR; EARTHS AND STONE; PLASTERING MATERIALS, LIME AND CEMENT				251372.10	
370		26	ORES, SLAG AND ASH	52120.50				
371		27	MINERAL FUELS, MINERAL OILS & PRODUCTS; BITUMINOUS SUBSTANCES; MINERAL WAXES	406959.10			239571.10	
372		28	INORGANIC CHEMICALS; COMPOUNDS OF PRECIOUS METALS, OR RARE-EARTH METALS, OF RADIO-ACTIVE ELEMENTS OR OF ISOTOPES.				4702.00	
373		31	FERTILIZERS			9820.80	219878.10	
374		32	DYEING, TANNING COLOURING MATTER					64.00
375		68	ARTICLES OF STONE, PLASTER, CEMENT, ASBESTOS, MICA OR SIMILAR MATERIALS					
376		72	IRON & STEEL	507181.90			10030.20	
377		73	ARTICLES OF IRON & STEEL	70298.60				

Table V : Inter -State Movements of Goods on ITCHS Chapter by Rail during 2022 - 23 (Quantity in Tonnes)

Sl. No.	From State ---->>> / To State ->	Chapter Code	Chapter Description	CHHATTISGARH	DELHI	GOA	GUJARAT	HARYANA
	1	2	3	9	10	11	12	13
378	TELANGANA	84	NUCLEAR REACTORS, BOILERS, MACHINERY AND MECHANICAL APPLIANCES; PARTS THEREOF					8403.00
379		86	RAILWAY/TRAMWAY LOCOMOTIVES, TRUCKS ETC., EQUIPMENT AND PARTS THEREOF	108.00	2206.60		186418.10	
380		87	ROAD VEHICLES AND PARTS				11450.90	13312.00
381	TRIPURA	07	EDIBLE VEGETABLES AND CERTAIN ROOTS AND TUBERS		7888.00			
382		09	COFFEE, TEA, MATE & SPICES					
383		10	CEREALS		10896.70		7389.10	76063.00
384		11	PRODUCTS OF THE MILLING INDUSTRY; MALT; STARCHES; INSULIN; WHEAT GLUTEN		18.00			
385		12	OIL SEEDS OLEAGINOUS FRUITS; MISC. GRAINS, SEEDS & FRUITS; INDUSTRIAL OR MEDICINAL PLANTS; STRAW & FODDER					
386		15	ANIMAL OR VEGETABLE FATS & OILS & THEIR CLEAVAGE PRODUCTS; ANIMAL VEGETABLE WAXES		145.00			93.00
387		17	SUGARS AND SUGAR CONFECTIONERY					
388		19	PREPARATIONS OF CEREALS, FLOUR , STARCH OR MIILK; PASTRY COOK' PRODUCTS					145.00
389		21	MISCELLANEOUS EDIBLE PREPARATIONS		1855.00			45.00

Table V : Inter -State Movements of Goods on ITCHS Chapter by Rail during 2022 - 23 (Quantity in Tonnes)

Sl. No.	From State ---->>> / To State ->	Chapter Code	Chapter Description	CHHATTISGARH	DELHI	GOA	GUJARAT	HARYANA
	1	2	3	9	10	11	12	13
390	TRIPURA	23	RESIDUES AND WASTE FROM THE FOOD INDUSTRIES; PREPARED ANIMAL FODDER		165.00			
391		25	SALT; SULPHUR; EARTHS AND STONE; PLASTERING MATERIALS, LIME AND CEMENT				33703.90	
392		27	MINERAL FUELS, MINERAL OILS & PRODUCTS; BITUMINOUS SUBSTANCES; MINERAL WAXES					
393		31	FERTILIZERS					
394		32	DYEING, TANNING COLOURING MATTER					
395		34	SOAP & OTHER SIMILAR PREPARATIONS; POLISHES & CREAMS ; CANDLES AND THE LIKE, DENTAL WAXES & PREPARATIONS					
396		44	WOOD & ARTICLES OF WOODS ; WOOD CHARCOAL					58.00
397		68	ARTICLES OF STONE, PLASTER, CEMENT, ASBESTOS, MICA OR SIMILAR MATERIALS					
398		73	ARTICLES OF IRON & STEEL				1933.20	
399		86	RAILWAY/TRAMWAY LOCOMOTIVES, TRUCKS ETC., EQUIPMENT AND PARTS THEREOF				55842.70	
400		87	ROAD VEHICLES AND PARTS					928.00

Table V : Inter -State Movements of Goods on ITCHS Chapter by Rail during 2022 - 23 (Quantity in Tonnes)

Sl. No.	From State ---->>> / To State ->	Chapter Code	Chapter Description	CHHATTISGARH	DELHI	GOA	GUJARAT	HARYANA
	1	2	3	9	10	11	12	13
401	UTTAR PRADESH	06	LIVE TREES & OTHER PLANTS; BULBS; ROOTS & THE LIKE; CUT FLOWERS & ORNAMENTAL FOLIAGE					
402		07	EDIBLE VEGETABLES AND CERTAIN ROOTS AND TUBERS					
403		10	CEREALS				15325.60	1626444.00
404		15	ANIMAL OR VEGETABLE FATS & OILS & THEIR CLEAVAGE PRODUCTS; ANIMAL VEGETABLE WAXES				503766.40	
405		17	SUGARS AND SUGAR CONFECTIONERY					
406		25	SALT; SULPHUR; EARTHS AND STONE; PLASTERING MATERIALS, LIME AND CEMENT	1212516.60	52569.50		1276474.10	449863.40
407		26	ORES, SLAG AND ASH	42593.50				
408		27	MINERAL FUELS, MINERAL OILS & PRODUCTS; BITUMINOUS SUBSTANCES; MINERAL WAXES	418502.60		40668.00	4700702.00	1905006.20
409		28	INORGANIC CHEMICALS; COMPOUNDS OF PRECIOUS METALS, OR RARE-EARTH METALS, OF RADIO-ACTIVE ELEMENTS OR OF ISOTOPES.				97625.50	
410		31	FERTILIZERS		4694.70		3559251.80	98491.40
411		32	DYEING, TANNING COLOURING MATTER					192.00

Table V : Inter -State Movements of Goods on ITCHS Chapter by Rail during 2022 - 23 (Quantity in Tonnes)

Sl. No.	From State ---->>> / To State ->	Chapter Code	Chapter Description	CHHATTISGARH	DELHI	GOA	GUJARAT	HARYANA
	1	2	3	9	10	11	12	13
412	UTTAR PRADESH	44	WOOD & ARTICLES OF WOODS ; WOOD CHARCOAL					
413		63	OTHER MADE UP TEXTILE ARTICLES; SETS; WORN TEXTILE ARTICLES; RAGS					
414		68	ARTICLES OF STONE, PLASTER, CEMENT, ASBESTOS, MICA OR SIMILAR MATERIALS					26816.00
415		72	IRON & STEEL	390943.80				
416		73	ARTICLES OF IRON & STEEL	181184.30	1176.00			1879.20
417		86	RAILWAY/TRAMWAY LOCOMOTIVES, TRUCKS ETC., EQUIPMENT AND PARTS THEREOF	271.50	45161.80	24235.00	840631.70	545962.00
418		87	ROAD VEHICLES AND PARTS					2179.50
419	UTTARAKHAND	10	CEREALS					18835.50
420		15	ANIMAL OR VEGETABLE FATS & OILS & THEIR CLEAVAGE PRODUCTS; ANIMAL VEGETABLE WAXES				17225.70	
421		17	SUGARS AND SUGAR CONFECTIONERY				13638.40	
422		25	SALT; SULPHUR; EARTHS AND STONE; PLASTERING MATERIALS, LIME AND CEMENT					32798.00

Table V : Inter -State Movements of Goods on ITCHS Chapter by Rail during 2022 - 23 (Quantity in Tonnes)

Sl. No.	From State ---->>> / To State ->	Chapter Code	Chapter Description	CHHATTISGARH	DELHI	GOA	GUJARAT	HARYANA
	1	2	3	9	10	11	12	13
423	UTTARAKHAND	27	MINERAL FUELS, MINERAL OILS & PRODUCTS; BITUMINOUS SUBSTANCES; MINERAL WAXES	39361.20			61816.40	29357.30
424		31	FERTILIZERS				88777.90	1317.50
425		44	WOOD & ARTICLES OF WOODS ; WOOD CHARCOAL				20422.30	
426		68	ARTICLES OF STONE, PLASTER, CEMENT, ASBESTOS, MICA OR SIMILAR MATERIALS					
427		72	IRON & STEEL					
428		73	ARTICLES OF IRON & STEEL					
429		86	RAILWAY/TRAMWAY LOCOMOTIVES, TRUCKS ETC., EQUIPMENT AND PARTS THEREOF		1900.50		87091.00	253064.00
430	WEST BENGAL	04	DAIRY PRODUCE; BIRDS' EGGS; NATURAL HOENEY; EDIBLE PRODUCTS OF ANIMAL ORIGIN N.E.S.				26810.20	
431		06	LIVE TREES & OTHER PLANTS; BULBS; ROOTS & THE LIKE; CUT FLOWERS & ORNAMENTAL FOLIAGE					
432		07	EDIBLE VEGETABLES AND CERTAIN ROOTS AND TUBERS		630.60		2747.30	

Table V : Inter -State Movements of Goods on ITCHS Chapter by Rail during 2022 - 23 (Quantity in Tonnes)

Sl. No.	From State ---->>> / To State ->	Chapter Code	Chapter Description	CHHATTISGARH	DELHI	GOA	GUJARAT	HARYANA
	1	2	3	9	10	11	12	13
433	WEST BENGAL	10	CEREALS	315854.60	312.50		32098.20	239427.00
434		12	OIL SEEDS OLEAGINOUS FRUITS; MISC. GRAINS, SEEDS & FRUITS; INDUSTRIAL OR MEDICINAL PLANTS; STRAW & FODDER					
435		15	ANIMAL OR VEGETABLE FATS & OILS & THEIR CLEAVAGE PRODUCTS; ANIMAL VEGETABLE WAXES				11651.10	
436		17	SUGARS AND SUGAR CONFECTIONERY					11700.00
437		19	PREPARATIONS OF CEREALS, FLOUR , STARCH OR MIILK; PASTRY COOK' PRODUCTS				15.20	
438		20	PREPARATIONS OF VEGETABLES, FRUITS, NUTS OR OTHER PARTS OF PLANTS				75.50	
439		21	MISCELLANEOUS EDIBLE PREPARATIONS		1532.00			
440		22	BEVERAGES, SPIRITS AND VINEGAR					4637.60
441		23	RESIDUES AND WASTE FROM THE FOOD INDUSTRIES; PREPARED ANIMAL FODDER	4496.10				
442		25	SALT; SULPHUR; EARTHS AND STONE; PLASTERING MATERIALS, LIME AND CEMENT	9725428.80			822082.10	

Table V : Inter -State Movements of Goods on ITCHS Chapter by Rail during 2022 - 23 (Quantity in Tonnes)

Sl. No.	From State ---->>> / To State ->	Chapter Code	Chapter Description	CHHATTISGARH	DELHI	GOA	GUJARAT	HARYANA
	1	2	3	9	10	11	12	13
443	WEST BENGAL	26	ORES, SLAG AND ASH	291918.30				
444		27	MINERAL FUELS, MINERAL OILS & PRODUCTS; BITUMINOUS SUBSTANCES; MINERAL WAXES	27645.30			29425.00	11378.40
445		28	INORGANIC CHEMICALS; COMPOUNDS OF PRECIOUS METALS, OR RARE-EARTH METALS, OF RADIO-ACTIVE ELEMENTS OR OF ISOTOPES.				23903.00	
446		31	FERTILIZERS	5285.50			206373.80	
447		32	DYEING, TANNING COLOURING MATTER				158.10	128.00
448		34	SOAP & OTHER SIMILAR PREPARATIONS; POLISHES & CREAMS ; CANDLES AND THE LIKE, DENTAL WAXES & PREPARATIONS				333.50	
449		38	MISCELLANEOUS CHEMICAL PRODUCTS				397.10	
450		39	PLASTICS AND ARTICLES THEREOF				78.70	
451		44	WOOD & ARTICLES OF WOODS ; WOOD CHARCOAL					

Table V : Inter -State Movements of Goods on ITCHS Chapter by Rail during 2022 - 23 (Quantity in Tonnes)

Sl. No.	From State ---->>> / To State ->	Chapter Code	Chapter Description	CHHATTISGARH	DELHI	GOA	GUJARAT	HARYANA
	1	2	3	9	10	11	12	13
452	WEST BENGAL	47	PULP OF WOOD OR OF OTHER MATERIALS; WASTE AND SCRAP OF PAPER OR PAPERBOARD				1178.40	
453		48	PAPER AND PAPERBOARD; ARTICLES OF PAPER PULP, OF PAPER AND PAPERBOARD				10339.70	
454		52	COTTON				3483.90	
455		68	ARTICLES OF STONE, PLASTER, CEMENT, ASBESTOS, MICA OR SIMILAR MATERIALS	9023.60				
456		72	IRON & STEEL	127017.80			2695.20	
457		73	ARTICLES OF IRON & STEEL	100644.30			19451.50	
458		76	ALUMINIUM & ARTICLES THEREOF					
459		84	NUCLEAR REACTORS, BOILERS, MACHINERY AND MECHANICAL APPLIANCES; PARTS THEREOF					
460		86	RAILWAY/TRAMWAY LOCOMOTIVES, TRUCKS ETC., EQUIPMENT AND PARTS THEREOF	269809.90	87909.70	36401.10	950357.90	5951.80
461		87	ROAD VEHICLES AND PARTS				681.00	2627.50
462		99	MISCELLANEOUS GOODS				16227.10	
	Grand Total ---->>			171759392.60	2122567.80	11710282.50	83758008.00	21851489.40

Table V : Inter -State Movements of Goods on ITCHS Chapter by Rail during 2022 - 23 (Quantity in Tonnes)

Sl. No.	From State ---->>> / To State -v	Chapter Code	Chapter Description	HIMACHAL PRADESH	JAMMU AND KASHMIR	JHARKHAND	KARNATAKA	KERALA
	1	2	3	14	15	16	17	18
1	ANDHRA PRADESH	10	CEREALS			18279.10	226539.10	
2		12	OIL SEEDS OLEAGINOUS FRUITS; MISC. GRAINS, SEEDS & FRUITS; INDUSTRIAL OR MEDICINAL PLANTS; STRAW & FODDER					
3		17	SUGARS AND SUGAR CONFECTIONERY				209214.90	
4		23	RESIDUES AND WASTE FROM THE FOOD INDUSTRIES; PREPARED ANIMAL FODDER					
5		25	SALT; SULPHUR; EARTHS AND STONE; PLASTERING MATERIALS, LIME AND CEMENT			66653.60	164580.40	66.00
6		26	ORES, SLAG AND ASH				2744209.70	
7		27	MINERAL FUELS, MINERAL OILS & PRODUCTS; BITUMINOUS SUBSTANCES; MINERAL WAXES			634121.30	171721.40	105825.30
8		28	INORGANIC CHEMICALS; COMPOUNDS OF PRECIOUS METALS, OR RARE-EARTH METALS, OF RADIO-ACTIVE ELEMENTS OR OF ISOTOPES.					
9		31	FERTILIZERS				56189.90	236030.00
10		44	WOOD & ARTICLES OF WOODS ; WOOD CHARCOAL					

Table V : Inter -State Movements of Goods on ITCHS Chapter by Rail during 2022 - 23 (Quantity in Tonnes)

Sl. No.	From State ---->>> / To State ->	Chapter Code	Chapter Description	HIMACHAL PRADESH	JAMMU AND KASHMIR	JHARKHAND	KARNATAKA	KERALA
	1	2	3	14	15	16	17	18
11	ANDHRA PRADESH	68	ARTICLES OF STONE, PLASTER, CEMENT, ASBESTOS, MICA OR SIMILAR MATERIALS				569.40	
12		72	IRON & STEEL			107015.80	13189.10	
13		73	ARTICLES OF IRON & STEEL					
14		76	ALUMINIUM & ARTICLES THEREOF					
15		86	RAILWAY/TRAMWAY LOCOMOTIVES, TRUCKS ETC., EQUIPMENT AND PARTS THEREOF			810.00	3676.00	
16		87	ROAD VEHICLES AND PARTS				230.00	
17	ARUNACHAL PRADESH	10	CEREALS					
18		27	MINERAL FUELS, MINERAL OILS & PRODUCTS; BITUMINOUS SUBSTANCES; MINERAL WAXES					
19		44	WOOD & ARTICLES OF WOODS ; WOOD CHARCOAL					
20	ASSAM	04	DAIRY PRODUCE; BIRDS' EGGS; NATURAL HOENEY; EDIBLE PRODUCTS OF ANIMAL ORIGIN N.E.S.					
21		06	LIVE TREES & OTHER PLANTS; BULBS; ROOTS & THE LIKE; CUT FLOWERS & ORNAMENTAL FOLIAGE					
22		07	EDIBLE VEGETABLES AND CERTAIN ROOTS AND TUBERS					

Table V : Inter -State Movements of Goods on ITCHS Chapter by Rail during 2022 - 23 (Quantity in Tonnes)

Sl. No.	From State ---->>> / To State ->	Chapter Code	Chapter Description	HIMACHAL PRADESH	JAMMU AND KASHMIR	JHARKHAND	KARNATAKA	KERALA
	1	2	3	14	15	16	17	18
23	ASSAM	08	EDIBLE FRUIT & NUTS; PEEL OF CITRUS FRUIT OR MELONS					
24		09	COFFEE, TEA, MATE & SPICES					
25		10	CEREALS			1331.60	5302.10	
26		11	PRODUCTS OF THE MILLING INDUSTRY; MALT; STARCHES; INSULIN; WHEAT GLUTEN					
27		12	OIL SEEDS OLEAGINOUS FRUITS; MISC. GRAINS, SEEDS & FRUITS; INDUSTRIAL OR MEDICINAL PLANTS; STRAW & FODDER					
28		15	ANIMAL OR VEGETABLE FATS & OILS & THEIR CLEAVAGE PRODUCTS; ANIMAL VEGETABLE WAXES					
29		17	SUGARS AND SUGAR CONFECTIONERY				197978.30	
30		19	PREPARATIONS OF CEREALS, FLOUR , STARCH OR MIILK; PASTRY COOK' PRODUCTS					
31		20	PREPARATIONS OF VEGETABLES, FRUITS, NUTS OR OTHER PARTS OF PLANTS					
32		21	MISCELLANEOUS EDIBLE PREPARATIONS					
33		22	BEVERAGES, SPIRITS AND VINEGAR					

Table V : Inter -State Movements of Goods on ITCHS Chapter by Rail during 2022 - 23 (Quantity in Tonnes)

Sl. No.	From State ---->>> / To State ->	Chapter Code	Chapter Description	HIMACHAL PRADESH	JAMMU AND KASHMIR	JHARKHAND	KARNATAKA	KERALA
	1	2	3	14	15	16	17	18
34	ASSAM	23	RESIDUES AND WASTE FROM THE FOOD INDUSTRIES; PREPARED ANIMAL FODDER					
35		25	SALT; SULPHUR; EARTHS AND STONE; PLASTERING MATERIALS, LIME AND CEMENT			185552.80		
36		26	ORES, SLAG AND ASH			1255.50		
37		27	MINERAL FUELS, MINERAL OILS & PRODUCTS; BITUMINOUS SUBSTANCES; MINERAL WAXES			1692852.00		
38		28	INORGANIC CHEMICALS; COMPOUNDS OF PRECIOUS METALS, OR RARE-EARTH METALS, OF RADIO-ACTIVE ELEMENTS OR OF ISOTOPES.					
39		31	FERTILIZERS					
40		32	DYEING, TANNING COLOURING MATTER					
41		34	SOAP & OTHER SIMILAR PREPARATIONS; POLISHES & CREAMS ; CANDLES AND THE LIKE, DENTAL WAXES & PREPARATIONS					
42		38	MISCELLANEOUS CHEMICAL PRODUCTS					
43		39	PLASTICS AND ARTICLES THEREOF					
44		44	WOOD & ARTICLES OF WOODS ; WOOD CHARCOAL					

Table V : Inter -State Movements of Goods on ITCHS Chapter by Rail during 2022 - 23 (Quantity in Tonnes)

Sl. No.	From State ---->>> / To State ->	Chapter Code	Chapter Description	HIMACHAL PRADESH	JAMMU AND KASHMIR	JHARKHAND	KARNATAKA	KERALA
	1	2	3	14	15	16	17	18
45	ASSAM	47	PULP OF WOOD OR OF OTHER MATERIALS; WASTE AND SCRAP OF PAPER OR PAPERBOARD					
46		48	PAPER AND PAPERBOARD; ARTICLES OF PAPER PULP, OF PAPER AND PAPERBOARD					
47		52	COTTON					
48		68	ARTICLES OF STONE, PLASTER, CEMENT, ASBESTOS, MICA OR SIMILAR MATERIALS			284191.40		
49		69	CERAMIC PRODUCTS					
50		72	IRON & STEEL			252023.10		
51		73	ARTICLES OF IRON & STEEL			127.80		
52		84	NUCLEAR REACTORS, BOILERS, MACHINERY AND MECHANICAL APPLIANCES; PARTS THEREOF					
53		86	RAILWAY/TRAMWAY LOCOMOTIVES, TRUCKS ETC., EQUIPMENT AND PARTS THEREOF			2359.60		
54		87	ROAD VEHICLES AND PARTS				4409.30	626.80
55		99	MISCELLANEOUS GOODS					

Table V : Inter -State Movements of Goods on ITCHS Chapter by Rail during 2022 - 23 (Quantity in Tonnes)

Sl. No.	From State ---->>> / To State ->	Chapter Code	Chapter Description	HIMACHAL PRADESH	JAMMU AND KASHMIR	JHARKHAND	KARNATAKA	KERALA
	1	2	3	14	15	16	17	18
56	BIHAR	07	EDIBLE VEGETABLES AND CERTAIN ROOTS AND TUBERS					
57		10	CEREALS			1362.00		
58		12	OIL SEEDS OLEAGINOUS FRUITS; MISC. GRAINS, SEEDS & FRUITS; INDUSTRIAL OR MEDICINAL PLANTS; STRAW & FODDER					
59		15	ANIMAL OR VEGETABLE FATS & OILS & THEIR CLEAVAGE PRODUCTS; ANIMAL VEGETABLE WAXES					
60		17	SUGARS AND SUGAR CONFECTIONERY				254575.40	
61		23	RESIDUES AND WASTE FROM THE FOOD INDUSTRIES; PREPARED ANIMAL FODDER					
62		25	SALT; SULPHUR; EARTHS AND STONE; PLASTERING MATERIALS, LIME AND CEMENT		11393.00	7305741.00		
63		26	ORES, SLAG AND ASH			494569.60		
64		27	MINERAL FUELS, MINERAL OILS & PRODUCTS; BITUMINOUS SUBSTANCES; MINERAL WAXES			22364019.20		
65		28	INORGANIC CHEMICALS; COMPOUNDS OF PRECIOUS METALS, OR RARE-EARTH METALS, OF RADIO-ACTIVE ELEMENTS OR OF ISOTOPES.					
66		31	FERTILIZERS			58692.60		8590.00

Table V : Inter -State Movements of Goods on ITCHS Chapter by Rail during 2022 - 23 (Quantity in Tonnes)

Sl. No.	From State ---->>> / To State ->	Chapter Code	Chapter Description	HIMACHAL PRADESH	JAMMU AND KASHMIR	JHARKHAND	KARNATAKA	KERALA
	1	2	3	14	15	16	17	18
67	BIHAR	32	DYEING, TANNING COLOURING MATTER					
68		39	PLASTICS AND ARTICLES THEREOF					
69		44	WOOD & ARTICLES OF WOODS ; WOOD CHARCOAL					
70		52	COTTON					
71		54	MAN-MADE FILAMENTS					
72		63	OTHER MADE UP TEXTILE ARTICLES; SETS; WORN TEXTILE ARTICLES; RAGS					
73		68	ARTICLES OF STONE, PLASTER, CEMENT, ASBESTOS, MICA OR SIMILAR MATERIALS			10169361.00		
74		72	IRON & STEEL			326274.60	33718.20	
75		73	ARTICLES OF IRON & STEEL			3152.50		
76		84	NUCLEAR REACTORS, BOILERS, MACHINERY AND MECHANICAL APPLIANCES; PARTS THEREOF					
77		86	RAILWAY/TRAMWAY LOCOMOTIVES, TRUCKS ETC., EQUIPMENT AND PARTS THEREOF				1682.50	
78		87	ROAD VEHICLES AND PARTS				460.00	
79		99	MISCELLANEOUS GOODS					

Table V : Inter -State Movements of Goods on ITCHS Chapter by Rail during 2022 - 23 (Quantity in Tonnes)

Sl. No.	From State ---->>> / To State ->	Chapter Code	Chapter Description	HIMACHAL PRADESH	JAMMU AND KASHMIR	JHARKHAND	KARNATAKA	KERALA
	1	2	3	14	15	16	17	18
80	CHANDIGARH	25	SALT; SULPHUR; EARTHS AND STONE; PLASTERING MATERIALS, LIME AND CEMENT					
81		27	MINERAL FUELS, MINERAL OILS & PRODUCTS; BITUMINOUS SUBSTANCES; MINERAL WAXES					
82		31	FERTILIZERS					
83		72	IRON & STEEL			116158.60		
84		73	ARTICLES OF IRON & STEEL			63.50		
85		87	ROAD VEHICLES AND PARTS				560.00	
86	CHHATTISGARH	10	CEREALS					
87		12	OIL SEEDS OLEAGINOUS FRUITS; MISC. GRAINS, SEEDS & FRUITS; INDUSTRIAL OR MEDICINAL PLANTS; STRAW & FODDER					
88		15	ANIMAL OR VEGETABLE FATS & OILS & THEIR CLEAVAGE PRODUCTS; ANIMAL VEGETABLE WAXES					
89		22	BEVERAGES, SPIRITS AND VINEGAR					
90		25	SALT; SULPHUR; EARTHS AND STONE; PLASTERING MATERIALS, LIME AND CEMENT			202481.20		
91		26	ORES, SLAG AND ASH			623543.40	32807.60	

Table V : Inter -State Movements of Goods on ITCHS Chapter by Rail during 2022 - 23 (Quantity in Tonnes)

Sl. No.	From State ---->>> / To State ->	Chapter Code	Chapter Description	HIMACHAL PRADESH	JAMMU AND KASHMIR	JHARKHAND	KARNATAKA	KERALA
	1	2	3	14	15	16	17	18
92	CHHATTISGARH	27	MINERAL FUELS, MINERAL OILS & PRODUCTS; BITUMINOUS SUBSTANCES; MINERAL WAXES			1742913.60	23945.60	
93		28	INORGANIC CHEMICALS; COMPOUNDS OF PRECIOUS METALS, OR RARE-EARTH METALS, OF RADIO-ACTIVE ELEMENTS OR OF ISOTOPES.					
94		31	FERTILIZERS			20826.00		
95		44	WOOD & ARTICLES OF WOODS ; WOOD CHARCOAL					
96		63	OTHER MADE UP TEXTILE ARTICLES; SETS; WORN TEXTILE ARTICLES; RAGS					
97		68	ARTICLES OF STONE, PLASTER, CEMENT, ASBESTOS, MICA OR SIMILAR MATERIALS			8753.10		
98		72	IRON & STEEL			158872.40	11184.40	
99		73	ARTICLES OF IRON & STEEL					
100		76	ALUMINIUM & ARTICLES THEREOF					
101		84	NUCLEAR REACTORS, BOILERS, MACHINERY AND MECHANICAL APPLIANCES; PARTS THEREOF					
102		86	RAILWAY/TRAMWAY LOCOMOTIVES, TRUCKS ETC., EQUIPMENT AND PARTS THEREOF			3931.40	223.20	
103		87	ROAD VEHICLES AND PARTS				460.00	

Table V : Inter -State Movements of Goods on ITCHS Chapter by Rail during 2022 - 23 (Quantity in Tonnes)

Sl. No.	From State ---->>> / To State ->	Chapter Code	Chapter Description	HIMACHAL PRADESH	JAMMU AND KASHMIR	JHARKHAND	KARNATAKA	KERALA
	1	2	3	14	15	16	17	18
104	DELHI	07	EDIBLE VEGETABLES AND CERTAIN ROOTS AND TUBERS					
105		08	EDIBLE FRUIT & NUTS; PEEL OF CITRUS FRUIT OR MELONS					
106		10	CEREALS					
107		15	ANIMAL OR VEGETABLE FATS & OILS & THEIR CLEAVAGE PRODUCTS; ANIMAL VEGETABLE WAXES					
108		17	SUGARS AND SUGAR CONFECTIONERY				2655.60	
109		23	RESIDUES AND WASTE FROM THE FOOD INDUSTRIES; PREPARED ANIMAL FODDER					
110		25	SALT; SULPHUR; EARTHS AND STONE; PLASTERING MATERIALS, LIME AND CEMENT			787.80		
111		27	MINERAL FUELS, MINERAL OILS & PRODUCTS; BITUMINOUS SUBSTANCES; MINERAL WAXES					
112		28	INORGANIC CHEMICALS; COMPOUNDS OF PRECIOUS METALS, OR RARE-EARTH METALS, OF RADIO-ACTIVE ELEMENTS OR OF ISOTOPES.					
113		44	WOOD & ARTICLES OF WOODS ; WOOD CHARCOAL					
114		68	ARTICLES OF STONE, PLASTER, CEMENT, ASBESTOS, MICA OR SIMILAR MATERIALS	1530.00				

Table V : Inter -State Movements of Goods on ITCHS Chapter by Rail during 2022 - 23 (Quantity in Tonnes)

Sl. No.	From State ---->>> / To State ->	Chapter Code	Chapter Description	HIMACHAL PRADESH	JAMMU AND KASHMIR	JHARKHAND	KARNATAKA	KERALA
	1	2	3	14	15	16	17	18
115	DELHI	72	IRON & STEEL			258939.60		
116		73	ARTICLES OF IRON & STEEL			4398.50		
117		86	RAILWAY/TRAMWAY LOCOMOTIVES, TRUCKS ETC., EQUIPMENT AND PARTS THEREOF			591.80		
118		87	ROAD VEHICLES AND PARTS					
119	GOA	10	CEREALS					
120		25	SALT; SULPHUR; EARTHS AND STONE; PLASTERING MATERIALS, LIME AND CEMENT				447637.50	
121		26	ORES, SLAG AND ASH				830314.60	
122		72	IRON & STEEL				781807.90	
123		73	ARTICLES OF IRON & STEEL					
124		86	RAILWAY/TRAMWAY LOCOMOTIVES, TRUCKS ETC., EQUIPMENT AND PARTS THEREOF				9585.70	
125	GUJARAT	07	EDIBLE VEGETABLES AND CERTAIN ROOTS AND TUBERS					
126		10	CEREALS					

Table V : Inter -State Movements of Goods on ITCHS Chapter by Rail during 2022 - 23 (Quantity in Tonnes)

Sl. No.	From State ---->>> / To State ->	Chapter Code	Chapter Description	HIMACHAL PRADESH	JAMMU AND KASHMIR	JHARKHAND	KARNATAKA	KERALA
	1	2	3	14	15	16	17	18
127	GUJARAT	11	PRODUCTS OF THE MILLING INDUSTRY; MALT; STARCHES; INSULIN; WHEAT GLUTEN					
128		15	ANIMAL OR VEGETABLE FATS & OILS & THEIR CLEAVAGE PRODUCTS; ANIMAL VEGETABLE WAXES					
129		17	SUGARS AND SUGAR CONFECTIONERY				67109.40	
130		23	RESIDUES AND WASTE FROM THE FOOD INDUSTRIES; PREPARED ANIMAL FODDER					
131		25	SALT; SULPHUR; EARTHS AND STONE; PLASTERING MATERIALS, LIME AND CEMENT				5490.60	
132		26	ORES, SLAG AND ASH				81586.40	
133		27	MINERAL FUELS, MINERAL OILS & PRODUCTS; BITUMINOUS SUBSTANCES; MINERAL WAXES			3939.80		
134		28	INORGANIC CHEMICALS; COMPOUNDS OF PRECIOUS METALS, OR RARE-EARTH METALS, OF RADIO-ACTIVE ELEMENTS OR OF ISOTOPES.					
135		31	FERTILIZERS					
136		38	MISCELLANEOUS CHEMICAL PRODUCTS					
137		44	WOOD & ARTICLES OF WOODS ; WOOD CHARCOAL					
138		68	ARTICLES OF STONE, PLASTER, CEMENT, ASBESTOS, MICA OR SIMILAR MATERIALS					

Table V : Inter -State Movements of Goods on ITCHS Chapter by Rail during 2022 - 23 (Quantity in Tonnes)

Sl. No.	From State ---->>> / To State ->	Chapter Code	Chapter Description	HIMACHAL PRADESH	JAMMU AND KASHMIR	JHARKHAND	KARNATAKA	KERALA
	1	2	3	14	15	16	17	18
139	GUJARAT	72	IRON & STEEL			91143.20	593029.10	
140		73	ARTICLES OF IRON & STEEL			60.60		
141		84	NUCLEAR REACTORS, BOILERS, MACHINERY AND MECHANICAL APPLIANCES; PARTS THEREOF					
142		86	RAILWAY/TRAMWAY LOCOMOTIVES, TRUCKS ETC., EQUIPMENT AND PARTS THEREOF			7726.40	41436.20	587.90
143		87	ROAD VEHICLES AND PARTS				2300.00	
144	HARYANA	07	EDIBLE VEGETABLES AND CERTAIN ROOTS AND TUBERS					
145		10	CEREALS					
146		15	ANIMAL OR VEGETABLE FATS & OILS & THEIR CLEAVAGE PRODUCTS; ANIMAL VEGETABLE WAXES					
147		23	RESIDUES AND WASTE FROM THE FOOD INDUSTRIES; PREPARED ANIMAL FODDER					
148		25	SALT; SULPHUR; EARTHS AND STONE; PLASTERING MATERIALS, LIME AND CEMENT		2744.00			
149		27	MINERAL FUELS, MINERAL OILS & PRODUCTS; BITUMINOUS SUBSTANCES; MINERAL WAXES			11752361.50		

Table V : Inter -State Movements of Goods on ITCHS Chapter by Rail during 2022 - 23 (Quantity in Tonnes)

Sl. No.	From State ---->>> / To State ->	Chapter Code	Chapter Description	HIMACHAL PRADESH	JAMMU AND KASHMIR	JHARKHAND	KARNATAKA	KERALA
1		2	3	14	15	16	17	18
150	HARYANA	28	INORGANIC CHEMICALS; COMPOUNDS OF PRECIOUS METALS, OR RARE-EARTH METALS, OF RADIO-ACTIVE ELEMENTS OR OF ISOTOPES.					
151		31	FERTILIZERS					
152		38	MISCELLANEOUS CHEMICAL PRODUCTS					
153		44	WOOD & ARTICLES OF WOODS ; WOOD CHARCOAL					
154		63	OTHER MADE UP TEXTILE ARTICLES; SETS; WORN TEXTILE ARTICLES; RAGS					
155		68	ARTICLES OF STONE, PLASTER, CEMENT, ASBESTOS, MICA OR SIMILAR MATERIALS	1360.00				
156		72	IRON & STEEL			1753685.70	488713.90	
157		73	ARTICLES OF IRON & STEEL			8689.60		
158		84	NUCLEAR REACTORS, BOILERS, MACHINERY AND MECHANICAL APPLIANCES; PARTS THEREOF				200.00	
159		86	RAILWAY/TRAMWAY LOCOMOTIVES, TRUCKS ETC., EQUIPMENT AND PARTS THEREOF					
160		87	ROAD VEHICLES AND PARTS				34813.90	

Table V : Inter -State Movements of Goods on ITCHS Chapter by Rail during 2022 - 23 (Quantity in Tonnes)

Sl. No.	From State ---->>> / To State ->	Chapter Code	Chapter Description	HIMACHAL PRADESH	JAMMU AND KASHMIR	JHARKHAND	KARNATAKA	KERALA
	1	2	3	14	15	16	17	18
161	HIMACHAL PRADESH	25	SALT; SULPHUR; EARTHS AND STONE; PLASTERING MATERIALS, LIME AND CEMENT					
162	JAMMU AND KASHMIR	06	LIVE TREES & OTHER PLANTS; BULBS; ROOTS & THE LIKE; CUT FLOWERS & ORNAMENTAL FOLIAGE					
163		07	EDIBLE VEGETABLES AND CERTAIN ROOTS AND TUBERS					
164		10	CEREALS					
165		25	SALT; SULPHUR; EARTHS AND STONE; PLASTERING MATERIALS, LIME AND CEMENT		15428.00			
166		27	MINERAL FUELS, MINERAL OILS & PRODUCTS; BITUMINOUS SUBSTANCES; MINERAL WAXES					
167		31	FERTILIZERS					
168		73	ARTICLES OF IRON & STEEL					
169		87	ROAD VEHICLES AND PARTS					
170	JHARKHAND	07	EDIBLE VEGETABLES AND CERTAIN ROOTS AND TUBERS					
171		10	CEREALS					

Table V : Inter -State Movements of Goods on ITCHS Chapter by Rail during 2022 - 23 (Quantity in Tonnes)

Sl. No.	From State ---->>> / To State ->	Chapter Code	Chapter Description	HIMACHAL PRADESH	JAMMU AND KASHMIR	JHARKHAND	KARNATAKA	KERALA
	1	2	3	14	15	16	17	18
172	JHARKHAND	15	ANIMAL OR VEGETABLE FATS & OILS & THEIR CLEAVAGE PRODUCTS; ANIMAL VEGETABLE WAXES					
173		17	SUGARS AND SUGAR CONFECTIONERY				9144.60	
174		22	BEVERAGES, SPIRITS AND VINEGAR					
175		25	SALT; SULPHUR; EARTHS AND STONE; PLASTERING MATERIALS, LIME AND CEMENT			1496656.60		
176		26	ORES, SLAG AND ASH			23058822.70	23302.70	
177		27	MINERAL FUELS, MINERAL OILS & PRODUCTS; BITUMINOUS SUBSTANCES; MINERAL WAXES			19443535.30		
178		28	INORGANIC CHEMICALS; COMPOUNDS OF PRECIOUS METALS, OR RARE-EARTH METALS, OF RADIO-ACTIVE ELEMENTS OR OF ISOTOPES.			58936.00		
179		31	FERTILIZERS			3906.50		
180		68	ARTICLES OF STONE, PLASTER, CEMENT, ASBESTOS, MICA OR SIMILAR MATERIALS			240948.20		
181		72	IRON & STEEL			123271.40		
182		73	ARTICLES OF IRON & STEEL			87295.80		

Table V : Inter -State Movements of Goods on ITCHS Chapter by Rail during 2022 - 23 (Quantity in Tonnes)

Sl. No.	From State ---->>> / To State ->	Chapter Code	Chapter Description	HIMACHAL PRADESH	JAMMU AND KASHMIR	JHARKHAND	KARNATAKA	KERALA
	1	2	3	14	15	16	17	18
183	JHARKHAND	86	RAILWAY/TRAMWAY LOCOMOTIVES, TRUCKS ETC., EQUIPMENT AND PARTS THEREOF			73.50		
184		87	ROAD VEHICLES AND PARTS				1450.10	
185	KARNATAKA	07	EDIBLE VEGETABLES AND CERTAIN ROOTS AND TUBERS					
186		08	EDIBLE FRUIT & NUTS; PEEL OF CITRUS FRUIT OR MELONS					
187		10	CEREALS				125323.30	
188		17	SUGARS AND SUGAR CONFECTIONERY				10586.80	
189		21	MISCELLANEOUS EDIBLE PREPARATIONS					
190		22	BEVERAGES, SPIRITS AND VINEGAR					
191		23	RESIDUES AND WASTE FROM THE FOOD INDUSTRIES; PREPARED ANIMAL FODDER					
192		25	SALT; SULPHUR; EARTHS AND STONE; PLASTERING MATERIALS, LIME AND CEMENT				2860807.90	6777.70
193		26	ORES, SLAG AND ASH				12680402.00	
194		27	MINERAL FUELS, MINERAL OILS & PRODUCTS; BITUMINOUS SUBSTANCES; MINERAL WAXES			547500.60	5208207.30	359080.20

Table V : Inter -State Movements of Goods on ITCHS Chapter by Rail during 2022 - 23 (Quantity in Tonnes)

Sl. No.	From State ---->>> / To State ->	Chapter Code	Chapter Description	HIMACHAL PRADESH	JAMMU AND KASHMIR	JHARKHAND	KARNATAKA	KERALA
	1	2	3	14	15	16	17	18
195	KARNATAKA	28	INORGANIC CHEMICALS; COMPOUNDS OF PRECIOUS METALS, OR RARE-EARTH METALS, OF RADIO-ACTIVE ELEMENTS OR OF ISOTOPES.					
196		31	FERTILIZERS				645368.20	270746.00
197		44	WOOD & ARTICLES OF WOODS ; WOOD CHARCOAL					
198		49	PRINTED BOOKS & OTHER PRODUCTS OF PRINTING INDUSTRY					
199		68	ARTICLES OF STONE, PLASTER, CEMENT, ASBESTOS, MICA OR SIMILAR MATERIALS				688950.50	
200		72	IRON & STEEL			194958.80	1248412.90	
201		73	ARTICLES OF IRON & STEEL			2518.20	110573.70	2818.20
202		84	NUCLEAR REACTORS, BOILERS, MACHINERY AND MECHANICAL APPLIANCES; PARTS THEREOF				2035.40	
203		85	ELECTRICAL MACHINERY & EQUIPMENT & PARTS THEREOF; SOUND & TV RECORDERS & REPRODUCERS & PARTS THEREOF					
204		86	RAILWAY/TRAMWAY LOCOMOTIVES, TRUCKS ETC., EQUIPMENT AND PARTS THEREOF				15015.50	387.80
205		87	ROAD VEHICLES AND PARTS					

Table V : Inter -State Movements of Goods on ITCHS Chapter by Rail during 2022 - 23 (Quantity in Tonnes)

Sl. No.	From State ---->>> / To State ->	Chapter Code	Chapter Description	HIMACHAL PRADESH	JAMMU AND KASHMIR	JHARKHAND	KARNATAKA	KERALA
	1	2	3	14	15	16	17	18
206	KERALA	10	CEREALS				7974.00	5046.90
207		12	OIL SEEDS OLEAGINOUS FRUITS; MISC. GRAINS, SEEDS & FRUITS; INDUSTRIAL OR MEDICINAL PLANTS; STRAW & FODDER					
208		22	BEVERAGES, SPIRITS AND VINEGAR					
209		23	RESIDUES AND WASTE FROM THE FOOD INDUSTRIES; PREPARED ANIMAL FODDER					
210		25	SALT; SULPHUR; EARTHS AND STONE; PLASTERING MATERIALS, LIME AND CEMENT				491841.40	238676.60
211		27	MINERAL FUELS, MINERAL OILS & PRODUCTS; BITUMINOUS SUBSTANCES; MINERAL WAXES				17422.60	744365.30
212		31	FERTILIZERS				53103.80	23933.00
213		68	ARTICLES OF STONE, PLASTER, CEMENT, ASBESTOS, MICA OR SIMILAR MATERIALS					
214		72	IRON & STEEL			2626.10	48964.70	
215		73	ARTICLES OF IRON & STEEL			513.90		939.20
216		84	NUCLEAR REACTORS, BOILERS, MACHINERY AND MECHANICAL APPLIANCES; PARTS THEREOF					
217		86	RAILWAY/TRAMWAY LOCOMOTIVES, TRUCKS ETC., EQUIPMENT AND PARTS THEREOF				37.80	
218		87	ROAD VEHICLES AND PARTS				250.00	

Table V : Inter -State Movements of Goods on ITCHS Chapter by Rail during 2022 - 23 (Quantity in Tonnes)

Sl. No.	From State ---->>> / To State ->	Chapter Code	Chapter Description	HIMACHAL PRADESH	JAMMU AND KASHMIR	JHARKHAND	KARNATAKA	KERALA
	1	2	3	14	15	16	17	18
219	MADHYA PRADESH	10	CEREALS					
220		12	OIL SEEDS OLEAGINOUS FRUITS; MISC. GRAINS, SEEDS & FRUITS; INDUSTRIAL OR MEDICINAL PLANTS; STRAW & FODDER					
221		22	BEVERAGES, SPIRITS AND VINEGAR					
222		25	SALT; SULPHUR; EARTHS AND STONE; PLASTERING MATERIALS, LIME AND CEMENT			9495.60	8246.40	
223		26	ORES, SLAG AND ASH			3891.60		
224		27	MINERAL FUELS, MINERAL OILS & PRODUCTS; BITUMINOUS SUBSTANCES; MINERAL WAXES			2932280.80	28786.80	
225		28	INORGANIC CHEMICALS; COMPOUNDS OF PRECIOUS METALS, OR RARE-EARTH METALS, OF RADIO-ACTIVE ELEMENTS OR OF ISOTOPES.			146629.00		
226		29	ORGANIC CHEMICALS					
227		31	FERTILIZERS			9243.00		
228		44	WOOD & ARTICLES OF WOODS ; WOOD CHARCOAL				800.00	
229		63	OTHER MADE UP TEXTILE ARTICLES; SETS; WORN TEXTILE ARTICLES; RAGS					
230		68	ARTICLES OF STONE, PLASTER, CEMENT, ASBESTOS, MICA OR SIMILAR MATERIALS					

Table V : Inter -State Movements of Goods on ITCHS Chapter by Rail during 2022 - 23 (Quantity in Tonnes)

Sl. No.	From State ---->>> / To State ->	Chapter Code	Chapter Description	HIMACHAL PRADESH	JAMMU AND KASHMIR	JHARKHAND	KARNATAKA	KERALA
	1	2	3	14	15	16	17	18
231	MADHYA PRADESH	72	IRON & STEEL			158812.20	45901.80	
232		73	ARTICLES OF IRON & STEEL					
233		86	RAILWAY/TRAMWAY LOCOMOTIVES, TRUCKS ETC., EQUIPMENT AND PARTS THEREOF			1854.00	948.60	552.20
234		87	ROAD VEHICLES AND PARTS				3505.20	
235	MAHARASHTRA	07	EDIBLE VEGETABLES AND CERTAIN ROOTS AND TUBERS					
236		10	CEREALS				23877.40	
237		11	PRODUCTS OF THE MILLING INDUSTRY; MALT; STARCHES; INSULIN; WHEAT GLUTEN					
238		12	OIL SEEDS OLEAGINOUS FRUITS; MISC. GRAINS, SEEDS & FRUITS; INDUSTRIAL OR MEDICINAL PLANTS; STRAW & FODDER					
239		15	ANIMAL OR VEGETABLE FATS & OILS & THEIR CLEAVAGE PRODUCTS; ANIMAL VEGETABLE WAXES				2138.90	
240		17	SUGARS AND SUGAR CONFECTIONERY				310185.40	
241		23	RESIDUES AND WASTE FROM THE FOOD INDUSTRIES; PREPARED ANIMAL FODDER					

Table V : Inter -State Movements of Goods on ITCHS Chapter by Rail during 2022 - 23 (Quantity in Tonnes)

Sl. No.	From State ---->>> / To State ->	Chapter Code	Chapter Description	HIMACHAL PRADESH	JAMMU AND KASHMIR	JHARKHAND	KARNATAKA	KERALA
1		2	3	14	15	16	17	18
242	MAHARASHTRA	25	SALT; SULPHUR; EARTHS AND STONE; PLASTERING MATERIALS, LIME AND CEMENT			83716.50	10062161.90	
243		26	ORES, SLAG AND ASH			3775.40	838518.50	
244		27	MINERAL FUELS, MINERAL OILS & PRODUCTS; BITUMINOUS SUBSTANCES; MINERAL WAXES			400139.20	373038.70	
245		28	INORGANIC CHEMICALS; COMPOUNDS OF PRECIOUS METALS, OR RARE-EARTH METALS, OF RADIO-ACTIVE ELEMENTS OR OF ISOTOPES.					
246		31	FERTILIZERS				58262.00	1335.00
247		33	ESSENTIAL OILS RESINOIDS; COSMETIC AND OTHER SIMILAR PREPARATIONS					
248		44	WOOD & ARTICLES OF WOODS ; WOOD CHARCOAL					
249		68	ARTICLES OF STONE, PLASTER, CEMENT, ASBESTOS, MICA OR SIMILAR MATERIALS				6576.60	
250		72	IRON & STEEL			1471694.20	1147523.30	
251		73	ARTICLES OF IRON & STEEL			2181.80	18932.00	
252		84	NUCLEAR REACTORS, BOILERS, MACHINERY AND MECHANICAL APPLIANCES; PARTS THEREOF					

Table V : Inter -State Movements of Goods on ITCHS Chapter by Rail during 2022 - 23 (Quantity in Tonnes)

Sl. No.	From State ---->>> / To State ->	Chapter Code	Chapter Description	HIMACHAL PRADESH	JAMMU AND KASHMIR	JHARKHAND	KARNATAKA	KERALA
	1	2	3	14	15	16	17	18
253	MAHARASHTRA	85	ELECTRICAL MACHINERY & EQUIPMENT & PARTS THEREOF; SOUND & TV RECORDERS & REPRODUCERS & PARTS THEREOF					
254		86	RAILWAY/TRAMWAY LOCOMOTIVES, TRUCKS ETC., EQUIPMENT AND PARTS THEREOF				581015.80	629.20
255		87	ROAD VEHICLES AND PARTS			3156.10		
256	MANIPUR	10	CEREALS					
257		25	SALT; SULPHUR; EARTHS AND STONE; PLASTERING MATERIALS, LIME AND CEMENT			41229.40		
258		31	FERTILIZERS					
259		68	ARTICLES OF STONE, PLASTER, CEMENT, ASBESTOS, MICA OR SIMILAR MATERIALS			5100.40		
260		73	ARTICLES OF IRON & STEEL					
261		86	RAILWAY/TRAMWAY LOCOMOTIVES, TRUCKS ETC., EQUIPMENT AND PARTS THEREOF					
262	MIZORAM	10	CEREALS					
263		25	SALT; SULPHUR; EARTHS AND STONE; PLASTERING MATERIALS, LIME AND CEMENT					
264		31	FERTILIZERS					

Table V : Inter -State Movements of Goods on ITCHS Chapter by Rail during 2022 - 23 (Quantity in Tonnes)

Sl. No.	From State ---->>> / To State ->	Chapter Code	Chapter Description	HIMACHAL PRADESH	JAMMU AND KASHMIR	JHARKHAND	KARNATAKA	KERALA
	1	2	3	14	15	16	17	18
265	MIZORAM	68	ARTICLES OF STONE, PLASTER, CEMENT, ASBESTOS, MICA OR SIMILAR MATERIALS			15494.10		
266		73	ARTICLES OF IRON & STEEL					
267		86	RAILWAY/TRAMWAY LOCOMOTIVES, TRUCKS ETC., EQUIPMENT AND PARTS THEREOF					
268	NAGALAND	07	EDIBLE VEGETABLES AND CERTAIN ROOTS AND TUBERS					
269		08	EDIBLE FRUIT & NUTS; PEEL OF CITRUS FRUIT OR MELONS					
270		09	COFFEE, TEA, MATE & SPICES					
271		10	CEREALS					
272		11	PRODUCTS OF THE MILLING INDUSTRY; MALT; STARCHES; INSULIN; WHEAT GLUTEN					
273		12	OIL SEEDS OLEAGINOUS FRUITS; MISC. GRAINS, SEEDS & FRUITS; INDUSTRIAL OR MEDICINAL PLANTS; STRAW & FODDER					
274		15	ANIMAL OR VEGETABLE FATS & OILS & THEIR CLEAVAGE PRODUCTS; ANIMAL VEGETABLE WAXES					
275		17	SUGARS AND SUGAR CONFECTIONERY				4252.00	

Table V : Inter -State Movements of Goods on ITCHS Chapter by Rail during 2022 - 23 (Quantity in Tonnes)

Sl. No.	From State ---->>> / To State ->	Chapter Code	Chapter Description	HIMACHAL PRADESH	JAMMU AND KASHMIR	JHARKHAND	KARNATAKA	KERALA
	1	2	3	14	15	16	17	18
276	NAGALAND	19	PREPARATIONS OF CEREALS, FLOUR , STARCH OR MIILK; PASTRY COOK' PRODUCTS					
277		21	MISCELLANEOUS EDIBLE PREPARATIONS					
278		23	RESIDUES AND WASTE FROM THE FOOD INDUSTRIES; PREPARED ANIMAL FODDER					
279		25	SALT; SULPHUR; EARTHS AND STONE; PLASTERING MATERIALS, LIME AND CEMENT					
280		27	MINERAL FUELS, MINERAL OILS & PRODUCTS; BITUMINOUS SUBSTANCES; MINERAL WAXES					
281		39	PLASTICS AND ARTICLES THEREOF					
282		48	PAPER AND PAPERBOARD; ARTICLES OF PAPER PULP, OF PAPER AND PAPERBOARD					
283		52	COTTON					
284		68	ARTICLES OF STONE, PLASTER, CEMENT, ASBESTOS, MICA OR SIMILAR MATERIALS					
285		73	ARTICLES OF IRON & STEEL					

Table V : Inter -State Movements of Goods on ITCHS Chapter by Rail during 2022 - 23 (Quantity in Tonnes)

Sl. No.	From State ---->>> / To State ->	Chapter Code	Chapter Description	HIMACHAL PRADESH	JAMMU AND KASHMIR	JHARKHAND	KARNATAKA	KERALA
	1	2	3	14	15	16	17	18
286	NAGALAND	85	ELECTRICAL MACHINERY & EQUIPMENT & PARTS THEREOF; SOUND & TV RECORDERS & REPRODUCERS & PARTS THEREOF					
287		99	MISCELLANEOUS GOODS					
288	ODISHA	04	DAIRY PRODUCE; BIRDS' EGGS; NATURAL HOENEY; EDIBLE PRODUCTS OF ANIMAL ORIGIN N.E.S.					
289		10	CEREALS					
290		15	ANIMAL OR VEGETABLE FATS & OILS & THEIR CLEAVAGE PRODUCTS; ANIMAL VEGETABLE WAXES				2151.60	
291		17	SUGARS AND SUGAR CONFECTIONERY				10641.00	
292		22	BEVERAGES, SPIRITS AND VINEGAR					
293		23	RESIDUES AND WASTE FROM THE FOOD INDUSTRIES; PREPARED ANIMAL FODDER					
294		25	SALT; SULPHUR; EARTHS AND STONE; PLASTERING MATERIALS, LIME AND CEMENT			451037.40		
295		26	ORES, SLAG AND ASH			2808174.00	3968.40	
296		27	MINERAL FUELS, MINERAL OILS & PRODUCTS; BITUMINOUS SUBSTANCES; MINERAL WAXES			3115680.90	3731.30	

Table V : Inter -State Movements of Goods on ITCHS Chapter by Rail during 2022 - 23 (Quantity in Tonnes)

Sl. No.	From State ---->>> / To State ->	Chapter Code	Chapter Description	HIMACHAL PRADESH	JAMMU AND KASHMIR	JHARKHAND	KARNATAKA	KERALA
	1	2	3	14	15	16	17	18
297	ODISHA	28	INORGANIC CHEMICALS; COMPOUNDS OF PRECIOUS METALS, OR RARE-EARTH METALS, OF RADIO-ACTIVE ELEMENTS OR OF ISOTOPES.			144084.40		
298		31	FERTILIZERS			13455.00		2664.00
299		34	SOAP & OTHER SIMILAR PREPARATIONS; POLISHES & CREAMS ; CANDLES AND THE LIKE, DENTAL WAXES & PREPARATIONS					
300		38	MISCELLANEOUS CHEMICAL PRODUCTS					
301		39	PLASTICS AND ARTICLES THEREOF					
302		44	WOOD & ARTICLES OF WOODS ; WOOD CHARCOAL					
303		48	PAPER AND PAPERBOARD; ARTICLES OF PAPER PULP, OF PAPER AND PAPERBOARD					
304		68	ARTICLES OF STONE, PLASTER, CEMENT, ASBESTOS, MICA OR SIMILAR MATERIALS			22436.90		
305		72	IRON & STEEL			448698.40	23654.00	
306		73	ARTICLES OF IRON & STEEL			1386.00		
307		86	RAILWAY/TRAMWAY LOCOMOTIVES, TRUCKS ETC., EQUIPMENT AND PARTS THEREOF			2574.00	12886.10	
308		87	ROAD VEHICLES AND PARTS				441.60	
309		99	MISCELLANEOUS GOODS					

Table V : Inter -State Movements of Goods on ITCHS Chapter by Rail during 2022 - 23 (Quantity in Tonnes)

Sl. No.	From State ---->>> / To State ->	Chapter Code	Chapter Description	HIMACHAL PRADESH	JAMMU AND KASHMIR	JHARKHAND	KARNATAKA	KERALA
	1	2	3	14	15	16	17	18
310	PUDUCHERRY	72	IRON & STEEL				2978.30	
311	PUNJAB	07	EDIBLE VEGETABLES AND CERTAIN ROOTS AND TUBERS					
312		10	CEREALS					
313		15	ANIMAL OR VEGETABLE FATS & OILS & THEIR CLEAVAGE PRODUCTS; ANIMAL VEGETABLE WAXES					
314		23	RESIDUES AND WASTE FROM THE FOOD INDUSTRIES; PREPARED ANIMAL FODDER					
315		25	SALT; SULPHUR; EARTHS AND STONE; PLASTERING MATERIALS, LIME AND CEMENT		340253.00			
316		26	ORES, SLAG AND ASH					
317		27	MINERAL FUELS, MINERAL OILS & PRODUCTS; BITUMINOUS SUBSTANCES; MINERAL WAXES			8582689.20		
318		28	INORGANIC CHEMICALS; COMPOUNDS OF PRECIOUS METALS, OR RARE-EARTH METALS, OF RADIO-ACTIVE ELEMENTS OR OF ISOTOPES.					
319		31	FERTILIZERS					
320		44	WOOD & ARTICLES OF WOODS ; WOOD CHARCOAL					

Table V : Inter -State Movements of Goods on ITCHS Chapter by Rail during 2022 - 23 (Quantity in Tonnes)

Sl. No.	From State ---->>> / To State ->	Chapter Code	Chapter Description	HIMACHAL PRADESH	JAMMU AND KASHMIR	JHARKHAND	KARNATAKA	KERALA
	1	2	3	14	15	16	17	18
321	PUNJAB	63	OTHER MADE UP TEXTILE ARTICLES; SETS; WORN TEXTILE ARTICLES; RAGS					
322		68	ARTICLES OF STONE, PLASTER, CEMENT, ASBESTOS, MICA OR SIMILAR MATERIALS	37859.60				
323		72	IRON & STEEL			740583.50	227914.50	
324		73	ARTICLES OF IRON & STEEL		939.60	63.00		
325		86	RAILWAY/TRAMWAY LOCOMOTIVES, TRUCKS ETC., EQUIPMENT AND PARTS THEREOF	1210.00			87325.20	
326		87	ROAD VEHICLES AND PARTS					
327	RAJASTHAN	10	CEREALS					
328		15	ANIMAL OR VEGETABLE FATS & OILS & THEIR CLEAVAGE PRODUCTS; ANIMAL VEGETABLE WAXES					
329		22	BEVERAGES, SPIRITS AND VINEGAR					
330		25	SALT; SULPHUR; EARTHS AND STONE; PLASTERING MATERIALS, LIME AND CEMENT		3689.00	151936.50		
331		26	ORES, SLAG AND ASH			4183.90		

Table V : Inter -State Movements of Goods on ITCHS Chapter by Rail during 2022 - 23 (Quantity in Tonnes)

Sl. No.	From State ---->>> / To State ->	Chapter Code	Chapter Description	HIMACHAL PRADESH	JAMMU AND KASHMIR	JHARKHAND	KARNATAKA	KERALA
1		2	3	14	15	16	17	18
332	RAJASTHAN	27	MINERAL FUELS, MINERAL OILS & PRODUCTS; BITUMINOUS SUBSTANCES; MINERAL WAXES			152204.90	11389.10	
333		28	INORGANIC CHEMICALS; COMPOUNDS OF PRECIOUS METALS, OR RARE-EARTH METALS, OF RADIO-ACTIVE ELEMENTS OR OF ISOTOPES.					
334		31	FERTILIZERS					
335		44	WOOD & ARTICLES OF WOODS ; WOOD CHARCOAL					
336		68	ARTICLES OF STONE, PLASTER, CEMENT, ASBESTOS, MICA OR SIMILAR MATERIALS			22222.40		
337		72	IRON & STEEL			160825.30	9984.50	
338		73	ARTICLES OF IRON & STEEL			185.90		
339		76	ALUMINIUM & ARTICLES THEREOF					
340		84	NUCLEAR REACTORS, BOILERS, MACHINERY AND MECHANICAL APPLIANCES; PARTS THEREOF					
341		86	RAILWAY/TRAMWAY LOCOMOTIVES, TRUCKS ETC., EQUIPMENT AND PARTS THEREOF				8678.00	
342		87	ROAD VEHICLES AND PARTS				3790.40	

Table V : Inter -State Movements of Goods on ITCHS Chapter by Rail during 2022 - 23 (Quantity in Tonnes)

Sl. No.	From State ---->>> / To State ->	Chapter Code	Chapter Description	HIMACHAL PRADESH	JAMMU AND KASHMIR	JHARKHAND	KARNATAKA	KERALA
	1	2	3	14	15	16	17	18
343	TAMIL NADU	07	EDIBLE VEGETABLES AND CERTAIN ROOTS AND TUBERS					
344		10	CEREALS				96087.90	
345		12	OIL SEEDS OLEAGINOUS FRUITS; MISC. GRAINS, SEEDS & FRUITS; INDUSTRIAL OR MEDICINAL PLANTS; STRAW & FODDER					
346		15	ANIMAL OR VEGETABLE FATS & OILS & THEIR CLEAVAGE PRODUCTS; ANIMAL VEGETABLE WAXES					
347		17	SUGARS AND SUGAR CONFECTIONERY				2670.00	
348		19	PREPARATIONS OF CEREALS, FLOUR , STARCH OR MIILK; PASTRY COOK' PRODUCTS					
349		22	BEVERAGES, SPIRITS AND VINEGAR					
350		23	RESIDUES AND WASTE FROM THE FOOD INDUSTRIES; PREPARED ANIMAL FODDER					
351		25	SALT; SULPHUR; EARTHS AND STONE; PLASTERING MATERIALS, LIME AND CEMENT				684205.50	11422.60
352		26	ORES, SLAG AND ASH				836467.40	
353		27	MINERAL FUELS, MINERAL OILS & PRODUCTS; BITUMINOUS SUBSTANCES; MINERAL WAXES				148658.80	1286180.90

Table V : Inter -State Movements of Goods on ITCHS Chapter by Rail during 2022 - 23 (Quantity in Tonnes)

Sl. No.	From State ---->>> / To State ->	Chapter Code	Chapter Description	HIMACHAL PRADESH	JAMMU AND KASHMIR	JHARKHAND	KARNATAKA	KERALA
	1	2	3	14	15	16	17	18
354	TAMIL NADU	28	INORGANIC CHEMICALS; COMPOUNDS OF PRECIOUS METALS, OR RARE-EARTH METALS, OF RADIO-ACTIVE ELEMENTS OR OF ISOTOPES.					
355		29	ORGANIC CHEMICALS					
356		31	FERTILIZERS				145795.50	248816.00
357		38	MISCELLANEOUS CHEMICAL PRODUCTS					
358		44	WOOD & ARTICLES OF WOODS ; WOOD CHARCOAL					
359		63	OTHER MADE UP TEXTILE ARTICLES; SETS; WORN TEXTILE ARTICLES; RAGS					
360		68	ARTICLES OF STONE, PLASTER, CEMENT, ASBESTOS, MICA OR SIMILAR MATERIALS					
361		72	IRON & STEEL			678002.80	1423458.40	
362		73	ARTICLES OF IRON & STEEL			2218.30	3491.00	939.20
363		84	NUCLEAR REACTORS, BOILERS, MACHINERY AND MECHANICAL APPLIANCES; PARTS THEREOF					
364		86	RAILWAY/TRAMWAY LOCOMOTIVES, TRUCKS ETC., EQUIPMENT AND PARTS THEREOF			270.00	498428.70	7034.50
365		87	ROAD VEHICLES AND PARTS				792.20	

Table V : Inter -State Movements of Goods on ITCHS Chapter by Rail during 2022 - 23 (Quantity in Tonnes)

Sl. No.	From State ---->>> / To State ->	Chapter Code	Chapter Description	HIMACHAL PRADESH	JAMMU AND KASHMIR	JHARKHAND	KARNATAKA	KERALA
	1	2	3	14	15	16	17	18
366	TELANGANA	10	CEREALS					
367		21	MISCELLANEOUS EDIBLE PREPARATIONS					
368		23	RESIDUES AND WASTE FROM THE FOOD INDUSTRIES; PREPARED ANIMAL FODDER					
369		25	SALT; SULPHUR; EARTHS AND STONE; PLASTERING MATERIALS, LIME AND CEMENT				895781.70	122.00
370		26	ORES, SLAG AND ASH				10450.70	
371		27	MINERAL FUELS, MINERAL OILS & PRODUCTS; BITUMINOUS SUBSTANCES; MINERAL WAXES				135889.80	69843.10
372		28	INORGANIC CHEMICALS; COMPOUNDS OF PRECIOUS METALS, OR RARE-EARTH METALS, OF RADIO-ACTIVE ELEMENTS OR OF ISOTOPES.					
373		31	FERTILIZERS				51974.30	119876.00
374		32	DYEING, TANNING COLOURING MATTER					
375		68	ARTICLES OF STONE, PLASTER, CEMENT, ASBESTOS, MICA OR SIMILAR MATERIALS				723.00	
376		72	IRON & STEEL			237265.10	493879.70	
377		73	ARTICLES OF IRON & STEEL			1497.40		

Table V : Inter -State Movements of Goods on ITCHS Chapter by Rail during 2022 - 23 (Quantity in Tonnes)

Sl. No.	From State ---->>> / To State ->	Chapter Code	Chapter Description	HIMACHAL PRADESH	JAMMU AND KASHMIR	JHARKHAND	KARNATAKA	KERALA
	1	2	3	14	15	16	17	18
378	TELANGANA	84	NUCLEAR REACTORS, BOILERS, MACHINERY AND MECHANICAL APPLIANCES; PARTS THEREOF					
379		86	RAILWAY/TRAMWAY LOCOMOTIVES, TRUCKS ETC., EQUIPMENT AND PARTS THEREOF				4630.80	
380		87	ROAD VEHICLES AND PARTS					
381	TRIPURA	07	EDIBLE VEGETABLES AND CERTAIN ROOTS AND TUBERS					
382		09	COFFEE, TEA, MATE & SPICES					
383		10	CEREALS					
384		11	PRODUCTS OF THE MILLING INDUSTRY; MALT; STARCHES; INSULIN; WHEAT GLUTEN					
385		12	OIL SEEDS OLEAGINOUS FRUITS; MISC. GRAINS, SEEDS & FRUITS; INDUSTRIAL OR MEDICINAL PLANTS; STRAW & FODDER					
386		15	ANIMAL OR VEGETABLE FATS & OILS & THEIR CLEAVAGE PRODUCTS; ANIMAL VEGETABLE WAXES					
387		17	SUGARS AND SUGAR CONFECTIONERY				12418.00	
388		19	PREPARATIONS OF CEREALS, FLOUR , STARCH OR MIILK; PASTRY COOK' PRODUCTS					
389		21	MISCELLANEOUS EDIBLE PREPARATIONS					

Table V : Inter -State Movements of Goods on ITCHS Chapter by Rail during 2022 - 23 (Quantity in Tonnes)

Sl. No.	From State ---->>> / To State ->	Chapter Code	Chapter Description	HIMACHAL PRADESH	JAMMU AND KASHMIR	JHARKHAND	KARNATAKA	KERALA
1		2	3	14	15	16	17	18
390	TRIPURA	23	RESIDUES AND WASTE FROM THE FOOD INDUSTRIES; PREPARED ANIMAL FODDER					
391		25	SALT; SULPHUR; EARTHS AND STONE; PLASTERING MATERIALS, LIME AND CEMENT					
392		27	MINERAL FUELS, MINERAL OILS & PRODUCTS; BITUMINOUS SUBSTANCES; MINERAL WAXES					
393		31	FERTILIZERS					
394		32	DYEING, TANNING COLOURING MATTER					
395		34	SOAP & OTHER SIMILAR PREPARATIONS; POLISHES & CREAMS ; CANDLES AND THE LIKE, DENTAL WAXES & PREPARATIONS					
396		44	WOOD & ARTICLES OF WOODS ; WOOD CHARCOAL					
397		68	ARTICLES OF STONE, PLASTER, CEMENT, ASBESTOS, MICA OR SIMILAR MATERIALS			33017.00		
398		73	ARTICLES OF IRON & STEEL					
399		86	RAILWAY/TRAMWAY LOCOMOTIVES, TRUCKS ETC., EQUIPMENT AND PARTS THEREOF					
400		87	ROAD VEHICLES AND PARTS				1035.00	117.00

Table V : Inter -State Movements of Goods on ITCHS Chapter by Rail during 2022 - 23 (Quantity in Tonnes)

Sl. No.	From State ---->>> / To State ->	Chapter Code	Chapter Description	HIMACHAL PRADESH	JAMMU AND KASHMIR	JHARKHAND	KARNATAKA	KERALA
	1	2	3	14	15	16	17	18
401	UTTAR PRADESH	06	LIVE TREES & OTHER PLANTS; BULBS; ROOTS & THE LIKE; CUT FLOWERS & ORNAMENTAL FOLIAGE					
402		07	EDIBLE VEGETABLES AND CERTAIN ROOTS AND TUBERS					
403		10	CEREALS					
404		15	ANIMAL OR VEGETABLE FATS & OILS & THEIR CLEAVAGE PRODUCTS; ANIMAL VEGETABLE WAXES				20107.60	
405		17	SUGARS AND SUGAR CONFECTIONERY				1318.80	
406		25	SALT; SULPHUR; EARTHS AND STONE; PLASTERING MATERIALS, LIME AND CEMENT		94014.00	661095.90	2578.80	
407		26	ORES, SLAG AND ASH			1202669.10		
408		27	MINERAL FUELS, MINERAL OILS & PRODUCTS; BITUMINOUS SUBSTANCES; MINERAL WAXES			29971867.00		
409		28	INORGANIC CHEMICALS; COMPOUNDS OF PRECIOUS METALS, OR RARE-EARTH METALS, OF RADIO-ACTIVE ELEMENTS OR OF ISOTOPES.			71969.70		
410		31	FERTILIZERS					
411		32	DYEING, TANNING COLOURING MATTER					

Table V : Inter -State Movements of Goods on ITCHS Chapter by Rail during 2022 - 23 (Quantity in Tonnes)

Sl. No.	From State ---->>> / To State ->	Chapter Code	Chapter Description	HIMACHAL PRADESH	JAMMU AND KASHMIR	JHARKHAND	KARNATAKA	KERALA
	1	2	3	14	15	16	17	18
412	UTTAR PRADESH	44	WOOD & ARTICLES OF WOODS ; WOOD CHARCOAL					
413		63	OTHER MADE UP TEXTILE ARTICLES; SETS; WORN TEXTILE ARTICLES; RAGS					
414		68	ARTICLES OF STONE, PLASTER, CEMENT, ASBESTOS, MICA OR SIMILAR MATERIALS	4188.40		4720.60		
415		72	IRON & STEEL			1476017.30	297270.60	
416		73	ARTICLES OF IRON & STEEL		939.60	8736.90		
417		86	RAILWAY/TRAMWAY LOCOMOTIVES, TRUCKS ETC., EQUIPMENT AND PARTS THEREOF			198.00	42957.90	
418		87	ROAD VEHICLES AND PARTS				230.00	
419	UTTARAKHAND	10	CEREALS					
420		15	ANIMAL OR VEGETABLE FATS & OILS & THEIR CLEAVAGE PRODUCTS; ANIMAL VEGETABLE WAXES					
421		17	SUGARS AND SUGAR CONFECTIONERY					
422		25	SALT; SULPHUR; EARTHS AND STONE; PLASTERING MATERIALS, LIME AND CEMENT			45517.90		

Table V : Inter -State Movements of Goods on ITCHS Chapter by Rail during 2022 - 23 (Quantity in Tonnes)

Sl. No.	From State ---->>> / To State ->	Chapter Code	Chapter Description	HIMACHAL PRADESH	JAMMU AND KASHMIR	JHARKHAND	KARNATAKA	KERALA
	1	2	3	14	15	16	17	18
423	UTTARAKHAND	27	MINERAL FUELS, MINERAL OILS & PRODUCTS; BITUMINOUS SUBSTANCES; MINERAL WAXES			160009.10		
424		31	FERTILIZERS					
425		44	WOOD & ARTICLES OF WOODS ; WOOD CHARCOAL					
426		68	ARTICLES OF STONE, PLASTER, CEMENT, ASBESTOS, MICA OR SIMILAR MATERIALS					
427		72	IRON & STEEL			7852.20		
428		73	ARTICLES OF IRON & STEEL					
429		86	RAILWAY/TRAMWAY LOCOMOTIVES, TRUCKS ETC., EQUIPMENT AND PARTS THEREOF					
430	WEST BENGAL	04	DAIRY PRODUCE; BIRDS' EGGS; NATURAL HOENEY; EDIBLE PRODUCTS OF ANIMAL ORIGIN N.E.S.					
431		06	LIVE TREES & OTHER PLANTS; BULBS; ROOTS & THE LIKE; CUT FLOWERS & ORNAMENTAL FOLIAGE					
432		07	EDIBLE VEGETABLES AND CERTAIN ROOTS AND TUBERS					

Table V : Inter -State Movements of Goods on ITCHS Chapter by Rail during 2022 - 23 (Quantity in Tonnes)

Sl. No.	From State ---->>> / To State ->	Chapter Code	Chapter Description	HIMACHAL PRADESH	JAMMU AND KASHMIR	JHARKHAND	KARNATAKA	KERALA
	1	2	3	14	15	16	17	18
433	WEST BENGAL	10	CEREALS				38599.20	
434		12	OIL SEEDS OLEAGINOUS FRUITS; MISC. GRAINS, SEEDS & FRUITS; INDUSTRIAL OR MEDICINAL PLANTS; STRAW & FODDER					
435		15	ANIMAL OR VEGETABLE FATS & OILS & THEIR CLEAVAGE PRODUCTS; ANIMAL VEGETABLE WAXES					
436		17	SUGARS AND SUGAR CONFECTIONERY				457702.90	
437		19	PREPARATIONS OF CEREALS, FLOUR , STARCH OR MIILK; PASTRY COOK' PRODUCTS					
438		20	PREPARATIONS OF VEGETABLES, FRUITS, NUTS OR OTHER PARTS OF PLANTS					
439		21	MISCELLANEOUS EDIBLE PREPARATIONS					
440		22	BEVERAGES, SPIRITS AND VINEGAR					
441		23	RESIDUES AND WASTE FROM THE FOOD INDUSTRIES; PREPARED ANIMAL FODDER					
442		25	SALT; SULPHUR; EARTHS AND STONE; PLASTERING MATERIALS, LIME AND CEMENT			3407982.00		

Table V : Inter -State Movements of Goods on ITCHS Chapter by Rail during 2022 - 23 (Quantity in Tonnes)

Sl. No.	From State ---->>> / To State ->	Chapter Code	Chapter Description	HIMACHAL PRADESH	JAMMU AND KASHMIR	JHARKHAND	KARNATAKA	KERALA
	1	2	3	14	15	16	17	18
443	WEST BENGAL	26	ORES, SLAG AND ASH			5173274.80	62522.40	
444		27	MINERAL FUELS, MINERAL OILS & PRODUCTS; BITUMINOUS SUBSTANCES; MINERAL WAXES			29510943.80	2552.20	
445		28	INORGANIC CHEMICALS; COMPOUNDS OF PRECIOUS METALS, OR RARE-EARTH METALS, OF RADIO-ACTIVE ELEMENTS OR OF ISOTOPES.					
446		31	FERTILIZERS			54814.50		10571.00
447		32	DYEING, TANNING COLOURING MATTER					
448		34	SOAP & OTHER SIMILAR PREPARATIONS; POLISHES & CREAMS ; CANDLES AND THE LIKE, DENTAL WAXES & PREPARATIONS					
449		38	MISCELLANEOUS CHEMICAL PRODUCTS					
450		39	PLASTICS AND ARTICLES THEREOF					
451		44	WOOD & ARTICLES OF WOODS ; WOOD CHARCOAL					

Table V : Inter -State Movements of Goods on ITCHS Chapter by Rail during 2022 - 23 (Quantity in Tonnes)

Sl. No.	From State ---->>> / To State ->	Chapter Code	Chapter Description	HIMACHAL PRADESH	JAMMU AND KASHMIR	JHARKHAND	KARNATAKA	KERALA
	1	2	3	14	15	16	17	18
452	WEST BENGAL	47	PULP OF WOOD OR OF OTHER MATERIALS; WASTE AND SCRAP OF PAPER OR PAPERBOARD					
453		48	PAPER AND PAPERBOARD; ARTICLES OF PAPER PULP, OF PAPER AND PAPERBOARD					
454		52	COTTON					
455		68	ARTICLES OF STONE, PLASTER, CEMENT, ASBESTOS, MICA OR SIMILAR MATERIALS			500747.80		
456		72	IRON & STEEL			1251246.40	33711.30	
457		73	ARTICLES OF IRON & STEEL			25947.70		
458		76	ALUMINIUM & ARTICLES THEREOF					
459		84	NUCLEAR REACTORS, BOILERS, MACHINERY AND MECHANICAL APPLIANCES; PARTS THEREOF					
460		86	RAILWAY/TRAMWAY LOCOMOTIVES, TRUCKS ETC., EQUIPMENT AND PARTS THEREOF			10719.50	19291.30	
461		87	ROAD VEHICLES AND PARTS					
462		99	MISCELLANEOUS GOODS					
	Grand Total ---->>			46148.00	469400.20	202600893.10	52143169.20	3764599.60

Table V : Inter -State Movements of Goods on ITCHS Chapter by Rail during 2022 - 23 (Quantity in Tonnes)

Sl. No.	From State ---->>> / To State ->	Chapter Code	Chapter Description	MADHYA PRADESH	MAHARASHTRA	MANIPUR	MIZORAM	NAGALAND
	1	2	3	19	20	21	22	23
1	ANDHRA PRADESH	10	CEREALS	361876.50	341717.60			
2		12	OIL SEEDS OLEAGINOUS FRUITS; MISC. GRAINS, SEEDS & FRUITS; INDUSTRIAL OR MEDICINAL PLANTS; STRAW & FODDER		1934.00			
3		17	SUGARS AND SUGAR CONFECTIONERY		567160.40			
4		23	RESIDUES AND WASTE FROM THE FOOD INDUSTRIES; PREPARED ANIMAL FODDER	119659.90	3801.90			
5		25	SALT; SULPHUR; EARTHS AND STONE; PLASTERING MATERIALS, LIME AND CEMENT		23033.60			
6		26	ORES, SLAG AND ASH	1437737.90	171472.40			
7		27	MINERAL FUELS, MINERAL OILS & PRODUCTS; BITUMINOUS SUBSTANCES; MINERAL WAXES		119359.70			
8		28	INORGANIC CHEMICALS; COMPOUNDS OF PRECIOUS METALS, OR RARE-EARTH METALS, OF RADIO-ACTIVE ELEMENTS OR OF ISOTOPES.					
9		31	FERTILIZERS	45990.70	171340.60			
10		44	WOOD & ARTICLES OF WOODS ; WOOD CHARCOAL					183.00

Table V : Inter -State Movements of Goods on ITCHS Chapter by Rail during 2022 - 23 (Quantity in Tonnes)

Sl. No.	From State ---->>> / To State ->	Chapter Code	Chapter Description	MADHYA PRADESH	MAHARASHTRA	MANIPUR	MIZORAM	NAGALAND
	1	2	3	19	20	21	22	23
11	ANDHRA PRADESH	68	ARTICLES OF STONE, PLASTER, CEMENT, ASBESTOS, MICA OR SIMILAR MATERIALS	14224.30	167592.30			
12		72	IRON & STEEL					
13		73	ARTICLES OF IRON & STEEL		3066.20			
14		76	ALUMINIUM & ARTICLES THEREOF					
15		86	RAILWAY/TRAMWAY LOCOMOTIVES, TRUCKS ETC., EQUIPMENT AND PARTS THEREOF	62576.00	450.00			
16		87	ROAD VEHICLES AND PARTS	912.60				
17	ARUNACHAL PRADESH	10	CEREALS					
18		27	MINERAL FUELS, MINERAL OILS & PRODUCTS; BITUMINOUS SUBSTANCES; MINERAL WAXES					
19		44	WOOD & ARTICLES OF WOODS ; WOOD CHARCOAL					
20	ASSAM	04	DAIRY PRODUCE; BIRDS' EGGS; NATURAL HOENEY; EDIBLE PRODUCTS OF ANIMAL ORIGIN N.E.S.					
21		06	LIVE TREES & OTHER PLANTS; BULBS; ROOTS & THE LIKE; CUT FLOWERS & ORNAMENTAL FOLIAGE		845.00			
22		07	EDIBLE VEGETABLES AND CERTAIN ROOTS AND TUBERS	19237.60	27749.30			

Table V : Inter -State Movements of Goods on ITCHS Chapter by Rail during 2022 - 23 (Quantity in Tonnes)

Sl. No.	From State ---->>> / To State ->	Chapter Code	Chapter Description	MADHYA PRADESH	MAHARASHTRA	MANIPUR	MIZORAM	NAGALAND
	1	2	3	19	20	21	22	23
23	ASSAM	08	EDIBLE FRUIT & NUTS; PEEL OF CITRUS FRUIT OR MELONS	2668.70				
24		09	COFFEE, TEA, MATE & SPICES					
25		10	CEREALS	122655.30	17794.80			
26		11	PRODUCTS OF THE MILLING INDUSTRY; MALT; STARCHES; INSULIN; WHEAT GLUTEN					
27		12	OIL SEEDS OLEAGINOUS FRUITS; MISC. GRAINS, SEEDS & FRUITS; INDUSTRIAL OR MEDICINAL PLANTS; STRAW & FODDER					
28		15	ANIMAL OR VEGETABLE FATS & OILS & THEIR CLEAVAGE PRODUCTS; ANIMAL VEGETABLE WAXES	1085.90				
29		17	SUGARS AND SUGAR CONFECTIONERY	3812.00	384817.40			
30		19	PREPARATIONS OF CEREALS, FLOUR , STARCH OR MIILK; PASTRY COOK' PRODUCTS					
31		20	PREPARATIONS OF VEGETABLES, FRUITS, NUTS OR OTHER PARTS OF PLANTS					
32		21	MISCELLANEOUS EDIBLE PREPARATIONS					
33		22	BEVERAGES, SPIRITS AND VINEGAR					

Table V : Inter -State Movements of Goods on ITCHS Chapter by Rail during 2022 - 23 (Quantity in Tonnes)

Sl. No.	From State ---->>> / To State ->	Chapter Code	Chapter Description	MADHYA PRADESH	MAHARASHTRA	MANIPUR	MIZORAM	NAGALAND
	1	2	3	19	20	21	22	23
34	ASSAM	23	RESIDUES AND WASTE FROM THE FOOD INDUSTRIES; PREPARED ANIMAL FODDER	5138.60	14344.80			
35		25	SALT; SULPHUR; EARTHS AND STONE; PLASTERING MATERIALS, LIME AND CEMENT	97291.80		6240.00		
36		26	ORES, SLAG AND ASH					
37		27	MINERAL FUELS, MINERAL OILS & PRODUCTS; BITUMINOUS SUBSTANCES; MINERAL WAXES	3857.40	6605.00			4575.20
38		28	INORGANIC CHEMICALS; COMPOUNDS OF PRECIOUS METALS, OR RARE-EARTH METALS, OF RADIO-ACTIVE ELEMENTS OR OF ISOTOPES.					
39		31	FERTILIZERS	27319.80				
40		32	DYEING, TANNING COLOURING MATTER					
41		34	SOAP & OTHER SIMILAR PREPARATIONS; POLISHES & CREAMS ; CANDLES AND THE LIKE, DENTAL WAXES & PREPARATIONS					
42		38	MISCELLANEOUS CHEMICAL PRODUCTS					
43		39	PLASTICS AND ARTICLES THEREOF					
44		44	WOOD & ARTICLES OF WOODS ; WOOD CHARCOAL					

Table V : Inter -State Movements of Goods on ITCHS Chapter by Rail during 2022 - 23 (Quantity in Tonnes)

Sl. No.	From State ---->>> / To State ->	Chapter Code	Chapter Description	MADHYA PRADESH	MAHARASHTRA	MANIPUR	MIZORAM	NAGALAND
	1	2	3	19	20	21	22	23
45	ASSAM	47	PULP OF WOOD OR OF OTHER MATERIALS; WASTE AND SCRAP OF PAPER OR PAPERBOARD					
46		48	PAPER AND PAPERBOARD; ARTICLES OF PAPER PULP, OF PAPER AND PAPERBOARD					
47		52	COTTON					
48		68	ARTICLES OF STONE, PLASTER, CEMENT, ASBESTOS, MICA OR SIMILAR MATERIALS	122559.90				
49		69	CERAMIC PRODUCTS					
50		72	IRON & STEEL					
51		73	ARTICLES OF IRON & STEEL		60819.70			939.60
52		84	NUCLEAR REACTORS, BOILERS, MACHINERY AND MECHANICAL APPLIANCES; PARTS THEREOF					
53		86	RAILWAY/TRAMWAY LOCOMOTIVES, TRUCKS ETC., EQUIPMENT AND PARTS THEREOF	2382.40	14422.20			300.00
54		87	ROAD VEHICLES AND PARTS		40079.00			
55		99	MISCELLANEOUS GOODS					

Table V : Inter -State Movements of Goods on ITCHS Chapter by Rail during 2022 - 23 (Quantity in Tonnes)

Sl. No.	From State ---->>> / To State ->	Chapter Code	Chapter Description	MADHYA PRADESH	MAHARASHTRA	MANIPUR	MIZORAM	NAGALAND
	1	2	3	19	20	21	22	23
56	BIHAR	07	EDIBLE VEGETABLES AND CERTAIN ROOTS AND TUBERS	10822.90	477493.00			
57		10	CEREALS	686286.10				
58		12	OIL SEEDS OLEAGINOUS FRUITS; MISC. GRAINS, SEEDS & FRUITS; INDUSTRIAL OR MEDICINAL PLANTS; STRAW & FODDER	496.00				
59		15	ANIMAL OR VEGETABLE FATS & OILS & THEIR CLEAVAGE PRODUCTS; ANIMAL VEGETABLE WAXES					
60		17	SUGARS AND SUGAR CONFECTIONERY		156177.60			
61		23	RESIDUES AND WASTE FROM THE FOOD INDUSTRIES; PREPARED ANIMAL FODDER	63710.80	11795.80			
62		25	SALT; SULPHUR; EARTHS AND STONE; PLASTERING MATERIALS, LIME AND CEMENT	4480357.50	205991.80			
63		26	ORES, SLAG AND ASH		122712.30			
64		27	MINERAL FUELS, MINERAL OILS & PRODUCTS; BITUMINOUS SUBSTANCES; MINERAL WAXES	1548277.80	19244.80			66671.80
65		28	INORGANIC CHEMICALS; COMPOUNDS OF PRECIOUS METALS, OR RARE-EARTH METALS, OF RADIO-ACTIVE ELEMENTS OR OF ISOTOPES.					
66		31	FERTILIZERS	248160.30	48453.90			

Table V : Inter -State Movements of Goods on ITCHS Chapter by Rail during 2022 - 23 (Quantity in Tonnes)

Sl. No.	From State ---->>> / To State ->	Chapter Code	Chapter Description	MADHYA PRADESH	MAHARASHTRA	MANIPUR	MIZORAM	NAGALAND
	1	2	3	19	20	21	22	23
67	BIHAR	32	DYEING, TANNING COLOURING MATTER	3946.00				
68		39	PLASTICS AND ARTICLES THEREOF		1.00			
69		44	WOOD & ARTICLES OF WOODS ; WOOD CHARCOAL				500.40	304.00
70		52	COTTON		374.40			
71		54	MAN-MADE FILAMENTS		9.60			
72		63	OTHER MADE UP TEXTILE ARTICLES; SETS; WORN TEXTILE ARTICLES; RAGS					
73		68	ARTICLES OF STONE, PLASTER, CEMENT, ASBESTOS, MICA OR SIMILAR MATERIALS	25798.10				
74		72	IRON & STEEL					
75		73	ARTICLES OF IRON & STEEL					
76		84	NUCLEAR REACTORS, BOILERS, MACHINERY AND MECHANICAL APPLIANCES; PARTS THEREOF					
77		86	RAILWAY/TRAMWAY LOCOMOTIVES, TRUCKS ETC., EQUIPMENT AND PARTS THEREOF	70772.00				
78		87	ROAD VEHICLES AND PARTS	3915.00	19350.50			
79		99	MISCELLANEOUS GOODS					

Table V : Inter -State Movements of Goods on ITCHS Chapter by Rail during 2022 - 23 (Quantity in Tonnes)

Sl. No.	From State ---->>> / To State ->	Chapter Code	Chapter Description	MADHYA PRADESH	MAHARASHTRA	MANIPUR	MIZORAM	NAGALAND
	1	2	3	19	20	21	22	23
80	CHANDIGARH	25	SALT; SULPHUR; EARTHS AND STONE; PLASTERING MATERIALS, LIME AND CEMENT					
81		27	MINERAL FUELS, MINERAL OILS & PRODUCTS; BITUMINOUS SUBSTANCES; MINERAL WAXES	3785.00				
82		31	FERTILIZERS		10614.00			
83		72	IRON & STEEL					
84		73	ARTICLES OF IRON & STEEL					
85		87	ROAD VEHICLES AND PARTS		4015.00			
86	CHHATTISGARH	10	CEREALS	80348.00				
87		12	OIL SEEDS OLEAGINOUS FRUITS; MISC. GRAINS, SEEDS & FRUITS; INDUSTRIAL OR MEDICINAL PLANTS; STRAW & FODDER		5261.00			
88		15	ANIMAL OR VEGETABLE FATS & OILS & THEIR CLEAVAGE PRODUCTS; ANIMAL VEGETABLE WAXES					
89		22	BEVERAGES, SPIRITS AND VINEGAR		3621.40			
90		25	SALT; SULPHUR; EARTHS AND STONE; PLASTERING MATERIALS, LIME AND CEMENT	863830.30	75602.00			
91		26	ORES, SLAG AND ASH	299489.60	754201.40			

Table V : Inter -State Movements of Goods on ITCHS Chapter by Rail during 2022 - 23 (Quantity in Tonnes)

Sl. No.	From State ---->>> / To State ->	Chapter Code	Chapter Description	MADHYA PRADESH	MAHARASHTRA	MANIPUR	MIZORAM	NAGALAND
	1	2	3	19	20	21	22	23
92	CHHATTISGARH	27	MINERAL FUELS, MINERAL OILS & PRODUCTS; BITUMINOUS SUBSTANCES; MINERAL WAXES	854274.50	754858.30			
93		28	INORGANIC CHEMICALS; COMPOUNDS OF PRECIOUS METALS, OR RARE-EARTH METALS, OF RADIO-ACTIVE ELEMENTS OR OF ISOTOPES.					
94		31	FERTILIZERS	246455.60	29234.00			
95		44	WOOD & ARTICLES OF WOODS ; WOOD CHARCOAL				628.00	
96		63	OTHER MADE UP TEXTILE ARTICLES; SETS; WORN TEXTILE ARTICLES; RAGS					
97		68	ARTICLES OF STONE, PLASTER, CEMENT, ASBESTOS, MICA OR SIMILAR MATERIALS	15198.40	412701.20			
98		72	IRON & STEEL		76377.40			
99		73	ARTICLES OF IRON & STEEL		1890.00			
100		76	ALUMINIUM & ARTICLES THEREOF					
101		84	NUCLEAR REACTORS, BOILERS, MACHINERY AND MECHANICAL APPLIANCES; PARTS THEREOF					
102		86	RAILWAY/TRAMWAY LOCOMOTIVES, TRUCKS ETC., EQUIPMENT AND PARTS THEREOF	28756.80	43202.50			
103		87	ROAD VEHICLES AND PARTS	630.00	400.00			

Table V : Inter -State Movements of Goods on ITCHS Chapter by Rail during 2022 - 23 (Quantity in Tonnes)

Sl. No.	From State ---->>> / To State ->	Chapter Code	Chapter Description	MADHYA PRADESH	MAHARASHTRA	MANIPUR	MIZORAM	NAGALAND
	1	2	3	19	20	21	22	23
104	DELHI	07	EDIBLE VEGETABLES AND CERTAIN ROOTS AND TUBERS	7479.00	1680.00			
105		08	EDIBLE FRUIT & NUTS; PEEL OF CITRUS FRUIT OR MELONS		42891.00			
106		10	CEREALS	69921.90				
107		15	ANIMAL OR VEGETABLE FATS & OILS & THEIR CLEAVAGE PRODUCTS; ANIMAL VEGETABLE WAXES					
108		17	SUGARS AND SUGAR CONFECTIONERY					
109		23	RESIDUES AND WASTE FROM THE FOOD INDUSTRIES; PREPARED ANIMAL FODDER	994.00				
110		25	SALT; SULPHUR; EARTHS AND STONE; PLASTERING MATERIALS, LIME AND CEMENT		20748.10			
111		27	MINERAL FUELS, MINERAL OILS & PRODUCTS; BITUMINOUS SUBSTANCES; MINERAL WAXES		11468.00			
112		28	INORGANIC CHEMICALS; COMPOUNDS OF PRECIOUS METALS, OR RARE-EARTH METALS, OF RADIO-ACTIVE ELEMENTS OR OF ISOTOPES.					
113		44	WOOD & ARTICLES OF WOODS ; WOOD CHARCOAL				581.80	2435.70
114		68	ARTICLES OF STONE, PLASTER, CEMENT, ASBESTOS, MICA OR SIMILAR MATERIALS					

Table V : Inter -State Movements of Goods on ITCHS Chapter by Rail during 2022 - 23 (Quantity in Tonnes)

Sl. No.	From State ---->>> / To State ->	Chapter Code	Chapter Description	MADHYA PRADESH	MAHARASHTRA	MANIPUR	MIZORAM	NAGALAND
	1	2	3	19	20	21	22	23
115	DELHI	72	IRON & STEEL					
116		73	ARTICLES OF IRON & STEEL					
117		86	RAILWAY/TRAMWAY LOCOMOTIVES, TRUCKS ETC., EQUIPMENT AND PARTS THEREOF	184.00	133908.10			
118		87	ROAD VEHICLES AND PARTS		43469.60			
119	GOA	10	CEREALS	19729.90				
120		25	SALT; SULPHUR; EARTHS AND STONE; PLASTERING MATERIALS, LIME AND CEMENT					
121		26	ORES, SLAG AND ASH		11791.00			
122		72	IRON & STEEL					
123		73	ARTICLES OF IRON & STEEL					
124		86	RAILWAY/TRAMWAY LOCOMOTIVES, TRUCKS ETC., EQUIPMENT AND PARTS THEREOF		96923.20			
125	GUJARAT	07	EDIBLE VEGETABLES AND CERTAIN ROOTS AND TUBERS	2494.00				
126		10	CEREALS	1580273.20	27569.30			

Table V : Inter -State Movements of Goods on ITCHS Chapter by Rail during 2022 - 23 (Quantity in Tonnes)

Sl. No.	From State ---->>> / To State ->	Chapter Code	Chapter Description	MADHYA PRADESH	MAHARASHTRA	MANIPUR	MIZORAM	NAGALAND
	1	2	3	19	20	21	22	23
127	GUJARAT	11	PRODUCTS OF THE MILLING INDUSTRY; MALT; STARCHES; INSULIN; WHEAT GLUTEN					
128		15	ANIMAL OR VEGETABLE FATS & OILS & THEIR CLEAVAGE PRODUCTS; ANIMAL VEGETABLE WAXES					
129		17	SUGARS AND SUGAR CONFECTIONERY	10566.00	503171.70			
130		23	RESIDUES AND WASTE FROM THE FOOD INDUSTRIES; PREPARED ANIMAL FODDER	87205.60	37019.40			
131		25	SALT; SULPHUR; EARTHS AND STONE; PLASTERING MATERIALS, LIME AND CEMENT		476042.80			
132		26	ORES, SLAG AND ASH	27332.00	124510.60			
133		27	MINERAL FUELS, MINERAL OILS & PRODUCTS; BITUMINOUS SUBSTANCES; MINERAL WAXES	1292125.90	3727518.50			
134		28	INORGANIC CHEMICALS; COMPOUNDS OF PRECIOUS METALS, OR RARE-EARTH METALS, OF RADIO-ACTIVE ELEMENTS OR OF ISOTOPES.					
135		31	FERTILIZERS		64952.50			
136		38	MISCELLANEOUS CHEMICAL PRODUCTS		2669.50			
137		44	WOOD & ARTICLES OF WOODS ; WOOD CHARCOAL				2253.00	
138		68	ARTICLES OF STONE, PLASTER, CEMENT, ASBESTOS, MICA OR SIMILAR MATERIALS					

Table V : Inter -State Movements of Goods on ITCHS Chapter by Rail during 2022 - 23 (Quantity in Tonnes)

Sl. No.	From State ---->>> / To State ->	Chapter Code	Chapter Description	MADHYA PRADESH	MAHARASHTRA	MANIPUR	MIZORAM	NAGALAND
	1	2	3	19	20	21	22	23
139	GUJARAT	72	IRON & STEEL		363060.00			
140		73	ARTICLES OF IRON & STEEL	939.60				
141		84	NUCLEAR REACTORS, BOILERS, MACHINERY AND MECHANICAL APPLIANCES; PARTS THEREOF					
142		86	RAILWAY/TRAMWAY LOCOMOTIVES, TRUCKS ETC., EQUIPMENT AND PARTS THEREOF	80948.40	3521274.90			
143		87	ROAD VEHICLES AND PARTS		8495.20			
144	HARYANA	07	EDIBLE VEGETABLES AND CERTAIN ROOTS AND TUBERS	1357.00				
145		10	CEREALS	163671.30				
146		15	ANIMAL OR VEGETABLE FATS & OILS & THEIR CLEAVAGE PRODUCTS; ANIMAL VEGETABLE WAXES					
147		23	RESIDUES AND WASTE FROM THE FOOD INDUSTRIES; PREPARED ANIMAL FODDER					
148		25	SALT; SULPHUR; EARTHS AND STONE; PLASTERING MATERIALS, LIME AND CEMENT		3899.30			
149		27	MINERAL FUELS, MINERAL OILS & PRODUCTS; BITUMINOUS SUBSTANCES; MINERAL WAXES	1635452.30	370304.80			

Table V : Inter -State Movements of Goods on ITCHS Chapter by Rail during 2022 - 23 (Quantity in Tonnes)

Sl. No.	From State ---->>> / To State ->	Chapter Code	Chapter Description	MADHYA PRADESH	MAHARASHTRA	MANIPUR	MIZORAM	NAGALAND
	1	2	3	19	20	21	22	23
150	HARYANA	28	INORGANIC CHEMICALS; COMPOUNDS OF PRECIOUS METALS, OR RARE-EARTH METALS, OF RADIO-ACTIVE ELEMENTS OR OF ISOTOPES.					
151		31	FERTILIZERS	2597.00	68938.90			
152		38	MISCELLANEOUS CHEMICAL PRODUCTS		7945.40			
153		44	WOOD & ARTICLES OF WOODS ; WOOD CHARCOAL					61.00
154		63	OTHER MADE UP TEXTILE ARTICLES; SETS; WORN TEXTILE ARTICLES; RAGS					
155		68	ARTICLES OF STONE, PLASTER, CEMENT, ASBESTOS, MICA OR SIMILAR MATERIALS					
156		72	IRON & STEEL		304230.10			
157		73	ARTICLES OF IRON & STEEL		4527.00			
158		84	NUCLEAR REACTORS, BOILERS, MACHINERY AND MECHANICAL APPLIANCES; PARTS THEREOF					
159		86	RAILWAY/TRAMWAY LOCOMOTIVES, TRUCKS ETC., EQUIPMENT AND PARTS THEREOF		47970.40			
160		87	ROAD VEHICLES AND PARTS	5459.40	42295.60			

Table V : Inter -State Movements of Goods on ITCHS Chapter by Rail during 2022 - 23 (Quantity in Tonnes)

Sl. No.	From State ---->>> / To State ->	Chapter Code	Chapter Description	MADHYA PRADESH	MAHARASHTRA	MANIPUR	MIZORAM	NAGALAND
	1	2	3	19	20	21	22	23
161	HIMACHAL PRADESH	25	SALT; SULPHUR; EARTHS AND STONE; PLASTERING MATERIALS, LIME AND CEMENT					
162	JAMMU AND KASHMIR	06	LIVE TREES & OTHER PLANTS; BULBS; ROOTS & THE LIKE; CUT FLOWERS & ORNAMENTAL FOLIAGE		410.00			
163		07	EDIBLE VEGETABLES AND CERTAIN ROOTS AND TUBERS		28151.50			
164		10	CEREALS					
165		25	SALT; SULPHUR; EARTHS AND STONE; PLASTERING MATERIALS, LIME AND CEMENT					
166		27	MINERAL FUELS, MINERAL OILS & PRODUCTS; BITUMINOUS SUBSTANCES; MINERAL WAXES		2700.30			
167		31	FERTILIZERS					
168		73	ARTICLES OF IRON & STEEL					
169		87	ROAD VEHICLES AND PARTS					
170	JHARKHAND	07	EDIBLE VEGETABLES AND CERTAIN ROOTS AND TUBERS		850.50			
171		10	CEREALS	466083.50				

Table V : Inter -State Movements of Goods on ITCHS Chapter by Rail during 2022 - 23 (Quantity in Tonnes)

Sl. No.	From State ---->>> / To State ->	Chapter Code	Chapter Description	MADHYA PRADESH	MAHARASHTRA	MANIPUR	MIZORAM	NAGALAND
	1	2	3	19	20	21	22	23
172	JHARKHAND	15	ANIMAL OR VEGETABLE FATS & OILS & THEIR CLEAVAGE PRODUCTS; ANIMAL VEGETABLE WAXES					
173		17	SUGARS AND SUGAR CONFECTIONERY		8019.90			
174		22	BEVERAGES, SPIRITS AND VINEGAR		587.70			
175		25	SALT; SULPHUR; EARTHS AND STONE; PLASTERING MATERIALS, LIME AND CEMENT	1030072.00	81015.90			
176		26	ORES, SLAG AND ASH	47435.20	66318.30			
177		27	MINERAL FUELS, MINERAL OILS & PRODUCTS; BITUMINOUS SUBSTANCES; MINERAL WAXES	52144.80	123099.40			
178		28	INORGANIC CHEMICALS; COMPOUNDS OF PRECIOUS METALS, OR RARE-EARTH METALS, OF RADIO-ACTIVE ELEMENTS OR OF ISOTOPES.	26846.00				
179		31	FERTILIZERS	34645.00				
180		68	ARTICLES OF STONE, PLASTER, CEMENT, ASBESTOS, MICA OR SIMILAR MATERIALS					
181		72	IRON & STEEL		4828.40			
182		73	ARTICLES OF IRON & STEEL					

Table V : Inter -State Movements of Goods on ITCHS Chapter by Rail during 2022 - 23 (Quantity in Tonnes)

Sl. No.	From State ---->>> / To State ->	Chapter Code	Chapter Description	MADHYA PRADESH	MAHARASHTRA	MANIPUR	MIZORAM	NAGALAND
	1	2	3	19	20	21	22	23
183	JHARKHAND	86	RAILWAY/TRAMWAY LOCOMOTIVES, TRUCKS ETC., EQUIPMENT AND PARTS THEREOF	2689.20				
184		87	ROAD VEHICLES AND PARTS		4672.60			
185	KARNATAKA	07	EDIBLE VEGETABLES AND CERTAIN ROOTS AND TUBERS					
186		08	EDIBLE FRUIT & NUTS; PEEL OF CITRUS FRUIT OR MELONS					
187		10	CEREALS	412955.40	31665.60			
188		17	SUGARS AND SUGAR CONFECTIONERY		23628.60			
189		21	MISCELLANEOUS EDIBLE PREPARATIONS					
190		22	BEVERAGES, SPIRITS AND VINEGAR		7744.10			
191		23	RESIDUES AND WASTE FROM THE FOOD INDUSTRIES; PREPARED ANIMAL FODDER	22255.00	29571.60			
192		25	SALT; SULPHUR; EARTHS AND STONE; PLASTERING MATERIALS, LIME AND CEMENT	3796.40	456082.30			
193		26	ORES, SLAG AND ASH	270260.00	1240272.30			
194		27	MINERAL FUELS, MINERAL OILS & PRODUCTS; BITUMINOUS SUBSTANCES; MINERAL WAXES	107118.30	5694969.90			

Table V : Inter -State Movements of Goods on ITCHS Chapter by Rail during 2022 - 23 (Quantity in Tonnes)

Sl. No.	From State ---->>> / To State ->	Chapter Code	Chapter Description	MADHYA PRADESH	MAHARASHTRA	MANIPUR	MIZORAM	NAGALAND
	1	2	3	19	20	21	22	23
195	KARNATAKA	28	INORGANIC CHEMICALS; COMPOUNDS OF PRECIOUS METALS, OR RARE-EARTH METALS, OF RADIO-ACTIVE ELEMENTS OR OF ISOTOPES.					
196		31	FERTILIZERS	76712.10	660116.60			
197		44	WOOD & ARTICLES OF WOODS ; WOOD CHARCOAL				1372.60	
198		49	PRINTED BOOKS & OTHER PRODUCTS OF PRINTING INDUSTRY					
199		68	ARTICLES OF STONE, PLASTER, CEMENT, ASBESTOS, MICA OR SIMILAR MATERIALS	15279.40	497757.00			
200		72	IRON & STEEL		128063.80			
201		73	ARTICLES OF IRON & STEEL		19284.20			
202		84	NUCLEAR REACTORS, BOILERS, MACHINERY AND MECHANICAL APPLIANCES; PARTS THEREOF		303.00			
203		85	ELECTRICAL MACHINERY & EQUIPMENT & PARTS THEREOF; SOUND & TV RECORDERS & REPRODUCERS & PARTS THEREOF		60.00			
204		86	RAILWAY/TRAMWAY LOCOMOTIVES, TRUCKS ETC., EQUIPMENT AND PARTS THEREOF	42689.40	401532.60			
205		87	ROAD VEHICLES AND PARTS	919.80	12345.60			

Table V : Inter -State Movements of Goods on ITCHS Chapter by Rail during 2022 - 23 (Quantity in Tonnes)

Sl. No.	From State ---->>> / To State ->	Chapter Code	Chapter Description	MADHYA PRADESH	MAHARASHTRA	MANIPUR	MIZORAM	NAGALAND
	1	2	3	19	20	21	22	23
206	KERALA	10	CEREALS	317672.70	14535.00			
207		12	OIL SEEDS OLEAGINOUS FRUITS; MISC. GRAINS, SEEDS & FRUITS; INDUSTRIAL OR MEDICINAL PLANTS; STRAW & FODDER		2475.00			
208		22	BEVERAGES, SPIRITS AND VINEGAR		4270.00			
209		23	RESIDUES AND WASTE FROM THE FOOD INDUSTRIES; PREPARED ANIMAL FODDER	20412.30				
210		25	SALT; SULPHUR; EARTHS AND STONE; PLASTERING MATERIALS, LIME AND CEMENT					
211		27	MINERAL FUELS, MINERAL OILS & PRODUCTS; BITUMINOUS SUBSTANCES; MINERAL WAXES					
212		31	FERTILIZERS		16016.90			
213		68	ARTICLES OF STONE, PLASTER, CEMENT, ASBESTOS, MICA OR SIMILAR MATERIALS					
214		72	IRON & STEEL					
215		73	ARTICLES OF IRON & STEEL					
216		84	NUCLEAR REACTORS, BOILERS, MACHINERY AND MECHANICAL APPLIANCES; PARTS THEREOF					
217		86	RAILWAY/TRAMWAY LOCOMOTIVES, TRUCKS ETC., EQUIPMENT AND PARTS THEREOF		1129.30			
218		87	ROAD VEHICLES AND PARTS		2200.00			

Table V : Inter -State Movements of Goods on ITCHS Chapter by Rail during 2022 - 23 (Quantity in Tonnes)

Sl. No.	From State ---->>> / To State ->	Chapter Code	Chapter Description	MADHYA PRADESH	MAHARASHTRA	MANIPUR	MIZORAM	NAGALAND
	1	2	3	19	20	21	22	23
219	MADHYA PRADESH	10	CEREALS	1708500.50	5481.00			
220		12	OIL SEEDS OLEAGINOUS FRUITS; MISC. GRAINS, SEEDS & FRUITS; INDUSTRIAL OR MEDICINAL PLANTS; STRAW & FODDER					
221		22	BEVERAGES, SPIRITS AND VINEGAR		3111.60			
222		25	SALT; SULPHUR; EARTHS AND STONE; PLASTERING MATERIALS, LIME AND CEMENT	2685818.50	1107153.30			
223		26	ORES, SLAG AND ASH	11861.40	11860.40			
224		27	MINERAL FUELS, MINERAL OILS & PRODUCTS; BITUMINOUS SUBSTANCES; MINERAL WAXES	14002057.50	4366412.90			
225		28	INORGANIC CHEMICALS; COMPOUNDS OF PRECIOUS METALS, OR RARE-EARTH METALS, OF RADIO-ACTIVE ELEMENTS OR OF ISOTOPES.					
226		29	ORGANIC CHEMICALS					
227		31	FERTILIZERS	761364.20	11326.80			
228		44	WOOD & ARTICLES OF WOODS ; WOOD CHARCOAL					
229		63	OTHER MADE UP TEXTILE ARTICLES; SETS; WORN TEXTILE ARTICLES; RAGS					
230		68	ARTICLES OF STONE, PLASTER, CEMENT, ASBESTOS, MICA OR SIMILAR MATERIALS	421095.50	274743.10			

Table V : Inter -State Movements of Goods on ITCHS Chapter by Rail during 2022 - 23 (Quantity in Tonnes)

Sl. No.	From State ---->>> / To State ->	Chapter Code	Chapter Description	MADHYA PRADESH	MAHARASHTRA	MANIPUR	MIZORAM	NAGALAND
	1	2	3	19	20	21	22	23
231	MADHYA PRADESH	72	IRON & STEEL		260660.20			
232		73	ARTICLES OF IRON & STEEL	242518.20	8164.80			
233		86	RAILWAY/TRAMWAY LOCOMOTIVES, TRUCKS ETC., EQUIPMENT AND PARTS THEREOF	133926.70	1009347.00			
234		87	ROAD VEHICLES AND PARTS		227.50			
235	MAHARASHTRA	07	EDIBLE VEGETABLES AND CERTAIN ROOTS AND TUBERS					
236		10	CEREALS	1970237.10	79544.60			
237		11	PRODUCTS OF THE MILLING INDUSTRY; MALT; STARCHES; INSULIN; WHEAT GLUTEN		280.70			
238		12	OIL SEEDS OLEAGINOUS FRUITS; MISC. GRAINS, SEEDS & FRUITS; INDUSTRIAL OR MEDICINAL PLANTS; STRAW & FODDER					
239		15	ANIMAL OR VEGETABLE FATS & OILS & THEIR CLEAVAGE PRODUCTS; ANIMAL VEGETABLE WAXES		157195.10			
240		17	SUGARS AND SUGAR CONFECTIONERY	9170.50	523242.60			
241		23	RESIDUES AND WASTE FROM THE FOOD INDUSTRIES; PREPARED ANIMAL FODDER	63920.10	86195.40			

Table V : Inter -State Movements of Goods on ITCHS Chapter by Rail during 2022 - 23 (Quantity in Tonnes)

Sl. No.	From State ---->>> / To State ->	Chapter Code	Chapter Description	MADHYA PRADESH	MAHARASHTRA	MANIPUR	MIZORAM	NAGALAND
	1	2	3	19	20	21	22	23
242	MAHARASHTRA	25	SALT; SULPHUR; EARTHS AND STONE; PLASTERING MATERIALS, LIME AND CEMENT	231030.50	8061136.10			
243		26	ORES, SLAG AND ASH	411525.00	769463.60			
244		27	MINERAL FUELS, MINERAL OILS & PRODUCTS; BITUMINOUS SUBSTANCES; MINERAL WAXES	1415985.70	32936452.90			
245		28	INORGANIC CHEMICALS; COMPOUNDS OF PRECIOUS METALS, OR RARE-EARTH METALS, OF RADIO-ACTIVE ELEMENTS OR OF ISOTOPES.					
246		31	FERTILIZERS	109937.30	1675237.70			
247		33	ESSENTIAL OILS RESINOIDS; COSMETIC AND OTHER SIMILAR PREPARATIONS	2867.60				
248		44	WOOD & ARTICLES OF WOODS ; WOOD CHARCOAL				1419.10	
249		68	ARTICLES OF STONE, PLASTER, CEMENT, ASBESTOS, MICA OR SIMILAR MATERIALS	176351.90	301384.70			
250		72	IRON & STEEL		2155773.20			
251		73	ARTICLES OF IRON & STEEL	4978.90	71954.50			
252		84	NUCLEAR REACTORS, BOILERS, MACHINERY AND MECHANICAL APPLIANCES; PARTS THEREOF					

Table V : Inter -State Movements of Goods on ITCHS Chapter by Rail during 2022 - 23 (Quantity in Tonnes)

Sl. No.	From State ---->>> / To State ->	Chapter Code	Chapter Description	MADHYA PRADESH	MAHARASHTRA	MANIPUR	MIZORAM	NAGALAND
	1	2	3	19	20	21	22	23
253	MAHARASHTRA	85	ELECTRICAL MACHINERY & EQUIPMENT & PARTS THEREOF; SOUND & TV RECORDERS & REPRODUCERS & PARTS THEREOF		60.00			
254		86	RAILWAY/TRAMWAY LOCOMOTIVES, TRUCKS ETC., EQUIPMENT AND PARTS THEREOF	1100510.90	4572564.10			
255		87	ROAD VEHICLES AND PARTS					
256	MANIPUR	10	CEREALS					
257		25	SALT; SULPHUR; EARTHS AND STONE; PLASTERING MATERIALS, LIME AND CEMENT	3356.70				
258		31	FERTILIZERS					
259		68	ARTICLES OF STONE, PLASTER, CEMENT, ASBESTOS, MICA OR SIMILAR MATERIALS					
260		73	ARTICLES OF IRON & STEEL					
261		86	RAILWAY/TRAMWAY LOCOMOTIVES, TRUCKS ETC., EQUIPMENT AND PARTS THEREOF					320.00
262	MIZORAM	10	CEREALS					
263		25	SALT; SULPHUR; EARTHS AND STONE; PLASTERING MATERIALS, LIME AND CEMENT			9326.60		
264		31	FERTILIZERS					

Table V : Inter -State Movements of Goods on ITCHS Chapter by Rail during 2022 - 23 (Quantity in Tonnes)

Sl. No.	From State ---->>> / To State ->	Chapter Code	Chapter Description	MADHYA PRADESH	MAHARASHTRA	MANIPUR	MIZORAM	NAGALAND
	1	2	3	19	20	21	22	23
265	MIZORAM	68	ARTICLES OF STONE, PLASTER, CEMENT, ASBESTOS, MICA OR SIMILAR MATERIALS					
266		73	ARTICLES OF IRON & STEEL					
267		86	RAILWAY/TRAMWAY LOCOMOTIVES, TRUCKS ETC., EQUIPMENT AND PARTS THEREOF					
268	NAGALAND	07	EDIBLE VEGETABLES AND CERTAIN ROOTS AND TUBERS					
269		08	EDIBLE FRUIT & NUTS; PEEL OF CITRUS FRUIT OR MELONS					
270		09	COFFEE, TEA, MATE & SPICES					
271		10	CEREALS	3993.00				
272		11	PRODUCTS OF THE MILLING INDUSTRY; MALT; STARCHES; INSULIN; WHEAT GLUTEN					
273		12	OIL SEEDS OLEAGINOUS FRUITS; MISC. GRAINS, SEEDS & FRUITS; INDUSTRIAL OR MEDICINAL PLANTS; STRAW & FODDER					
274		15	ANIMAL OR VEGETABLE FATS & OILS & THEIR CLEAVAGE PRODUCTS; ANIMAL VEGETABLE WAXES					
275		17	SUGARS AND SUGAR CONFECTIONERY	1442.00	6662.10			

Table V : Inter -State Movements of Goods on ITCHS Chapter by Rail during 2022 - 23 (Quantity in Tonnes)

Sl. No.	From State ---->>> / To State ->	Chapter Code	Chapter Description	MADHYA PRADESH	MAHARASHTRA	MANIPUR	MIZORAM	NAGALAND
	1	2	3	19	20	21	22	23
276	NAGALAND	19	PREPARATIONS OF CEREALS, FLOUR , STARCH OR MIILK; PASTRY COOK' PRODUCTS					
277		21	MISCELLANEOUS EDIBLE PREPARATIONS					
278		23	RESIDUES AND WASTE FROM THE FOOD INDUSTRIES; PREPARED ANIMAL FODDER					
279		25	SALT; SULPHUR; EARTHS AND STONE; PLASTERING MATERIALS, LIME AND CEMENT	1956.90				
280		27	MINERAL FUELS, MINERAL OILS & PRODUCTS; BITUMINOUS SUBSTANCES; MINERAL WAXES					
281		39	PLASTICS AND ARTICLES THEREOF					
282		48	PAPER AND PAPERBOARD; ARTICLES OF PAPER PULP, OF PAPER AND PAPERBOARD					
283		52	COTTON					
284		68	ARTICLES OF STONE, PLASTER, CEMENT, ASBESTOS, MICA OR SIMILAR MATERIALS					
285		73	ARTICLES OF IRON & STEEL					

Table V : Inter -State Movements of Goods on ITCHS Chapter by Rail during 2022 - 23 (Quantity in Tonnes)

Sl. No.	From State ---->>> / To State ->	Chapter Code	Chapter Description	MADHYA PRADESH	MAHARASHTRA	MANIPUR	MIZORAM	NAGALAND
	1	2	3	19	20	21	22	23
286	NAGALAND	85	ELECTRICAL MACHINERY & EQUIPMENT & PARTS THEREOF; SOUND & TV RECORDERS & REPRODUCERS & PARTS THEREOF		24.00			
287		99	MISCELLANEOUS GOODS					
288	ODISHA	04	DAIRY PRODUCE; BIRDS' EGGS; NATURAL HOENEY; EDIBLE PRODUCTS OF ANIMAL ORIGIN N.E.S.					
289		10	CEREALS	289448.00	2729.20			
290		15	ANIMAL OR VEGETABLE FATS & OILS & THEIR CLEAVAGE PRODUCTS; ANIMAL VEGETABLE WAXES					
291		17	SUGARS AND SUGAR CONFECTIONERY	29314.10	26139.40			
292		22	BEVERAGES, SPIRITS AND VINEGAR					
293		23	RESIDUES AND WASTE FROM THE FOOD INDUSTRIES; PREPARED ANIMAL FODDER					
294		25	SALT; SULPHUR; EARTHS AND STONE; PLASTERING MATERIALS, LIME AND CEMENT	651364.70	169908.40			
295		26	ORES, SLAG AND ASH	673563.40	78814.60			
296		27	MINERAL FUELS, MINERAL OILS & PRODUCTS; BITUMINOUS SUBSTANCES; MINERAL WAXES	163613.30	73557.40			

Table V : Inter -State Movements of Goods on ITCHS Chapter by Rail during 2022 - 23 (Quantity in Tonnes)

Sl. No.	From State ---->>> / To State ->	Chapter Code	Chapter Description	MADHYA PRADESH	MAHARASHTRA	MANIPUR	MIZORAM	NAGALAND
	1	2	3	19	20	21	22	23
297	ODISHA	28	INORGANIC CHEMICALS; COMPOUNDS OF PRECIOUS METALS, OR RARE-EARTH METALS, OF RADIO-ACTIVE ELEMENTS OR OF ISOTOPES.	64776.50				
298		31	FERTILIZERS	82675.70	16342.20			
299		34	SOAP & OTHER SIMILAR PREPARATIONS; POLISHES & CREAMS ; CANDLES AND THE LIKE, DENTAL WAXES & PREPARATIONS					
300		38	MISCELLANEOUS CHEMICAL PRODUCTS					
301		39	PLASTICS AND ARTICLES THEREOF					
302		44	WOOD & ARTICLES OF WOODS ; WOOD CHARCOAL				83.60	
303		48	PAPER AND PAPERBOARD; ARTICLES OF PAPER PULP, OF PAPER AND PAPERBOARD					
304		68	ARTICLES OF STONE, PLASTER, CEMENT, ASBESTOS, MICA OR SIMILAR MATERIALS					
305		72	IRON & STEEL		22284.30			
306		73	ARTICLES OF IRON & STEEL					
307		86	RAILWAY/TRAMWAY LOCOMOTIVES, TRUCKS ETC., EQUIPMENT AND PARTS THEREOF	43406.60	18877.80			
308		87	ROAD VEHICLES AND PARTS		4842.80			
309		99	MISCELLANEOUS GOODS					

Table V : Inter -State Movements of Goods on ITCHS Chapter by Rail during 2022 - 23 (Quantity in Tonnes)

Sl. No.	From State ---->>> / To State ->	Chapter Code	Chapter Description	MADHYA PRADESH	MAHARASHTRA	MANIPUR	MIZORAM	NAGALAND
	1	2	3	19	20	21	22	23
310	PUDUCHERRY	72	IRON & STEEL					
311	PUNJAB	07	EDIBLE VEGETABLES AND CERTAIN ROOTS AND TUBERS		3320.50			
312		10	CEREALS	119105.80				
313		15	ANIMAL OR VEGETABLE FATS & OILS & THEIR CLEAVAGE PRODUCTS; ANIMAL VEGETABLE WAXES					
314		23	RESIDUES AND WASTE FROM THE FOOD INDUSTRIES; PREPARED ANIMAL FODDER					
315		25	SALT; SULPHUR; EARTHS AND STONE; PLASTERING MATERIALS, LIME AND CEMENT	43924.20				
316		26	ORES, SLAG AND ASH	23713.90				
317		27	MINERAL FUELS, MINERAL OILS & PRODUCTS; BITUMINOUS SUBSTANCES; MINERAL WAXES	2186276.70	128178.30			
318		28	INORGANIC CHEMICALS; COMPOUNDS OF PRECIOUS METALS, OR RARE-EARTH METALS, OF RADIO-ACTIVE ELEMENTS OR OF ISOTOPES.					
319		31	FERTILIZERS		60250.50			
320		44	WOOD & ARTICLES OF WOODS ; WOOD CHARCOAL					303.00

Table V : Inter -State Movements of Goods on ITCHS Chapter by Rail during 2022 - 23 (Quantity in Tonnes)

Sl. No.	From State ---->>> / To State ->	Chapter Code	Chapter Description	MADHYA PRADESH	MAHARASHTRA	MANIPUR	MIZORAM	NAGALAND
	1	2	3	19	20	21	22	23
321	PUNJAB	63	OTHER MADE UP TEXTILE ARTICLES; SETS; WORN TEXTILE ARTICLES; RAGS					
322		68	ARTICLES OF STONE, PLASTER, CEMENT, ASBESTOS, MICA OR SIMILAR MATERIALS		3923.60			
323		72	IRON & STEEL		34382.80			
324		73	ARTICLES OF IRON & STEEL	934.50				
325		86	RAILWAY/TRAMWAY LOCOMOTIVES, TRUCKS ETC., EQUIPMENT AND PARTS THEREOF		9088.70			
326		87	ROAD VEHICLES AND PARTS		8359.80			
327	RAJASTHAN	10	CEREALS	84775.50				
328		15	ANIMAL OR VEGETABLE FATS & OILS & THEIR CLEAVAGE PRODUCTS; ANIMAL VEGETABLE WAXES					
329		22	BEVERAGES, SPIRITS AND VINEGAR					
330		25	SALT; SULPHUR; EARTHS AND STONE; PLASTERING MATERIALS, LIME AND CEMENT	17449.10				
331		26	ORES, SLAG AND ASH	23492.80				

Table V : Inter -State Movements of Goods on ITCHS Chapter by Rail during 2022 - 23 (Quantity in Tonnes)

Sl. No.	From State ---->>> / To State -<	Chapter Code	Chapter Description	MADHYA PRADESH	MAHARASHTRA	MANIPUR	MIZORAM	NAGALAND
	1	2	3	19	20	21	22	23
332	RAJASTHAN	27	MINERAL FUELS, MINERAL OILS & PRODUCTS; BITUMINOUS SUBSTANCES; MINERAL WAXES	6229798.00	376500.90			
333		28	INORGANIC CHEMICALS; COMPOUNDS OF PRECIOUS METALS, OR RARE-EARTH METALS, OF RADIO-ACTIVE ELEMENTS OR OF ISOTOPES.					
334		31	FERTILIZERS	144625.70	149786.70			
335		44	WOOD & ARTICLES OF WOODS ; WOOD CHARCOAL				405.20	118.00
336		68	ARTICLES OF STONE, PLASTER, CEMENT, ASBESTOS, MICA OR SIMILAR MATERIALS	307086.20	3931.30			
337		72	IRON & STEEL	1240.00	60409.80			
338		73	ARTICLES OF IRON & STEEL	4508.60	441.00			
339		76	ALUMINIUM & ARTICLES THEREOF					
340		84	NUCLEAR REACTORS, BOILERS, MACHINERY AND MECHANICAL APPLIANCES; PARTS THEREOF					
341		86	RAILWAY/TRAMWAY LOCOMOTIVES, TRUCKS ETC., EQUIPMENT AND PARTS THEREOF	4873.30	497079.40			
342		87	ROAD VEHICLES AND PARTS		12693.50			

Table V : Inter -State Movements of Goods on ITCHS Chapter by Rail during 2022 - 23 (Quantity in Tonnes)

Sl. No.	From State ---->>> / To State ->	Chapter Code	Chapter Description	MADHYA PRADESH	MAHARASHTRA	MANIPUR	MIZORAM	NAGALAND
	1	2	3	19	20	21	22	23
343	TAMIL NADU	07	EDIBLE VEGETABLES AND CERTAIN ROOTS AND TUBERS	28029.00				
344		10	CEREALS	607980.30	38969.00			
345		12	OIL SEEDS OLEAGINOUS FRUITS; MISC. GRAINS, SEEDS & FRUITS; INDUSTRIAL OR MEDICINAL PLANTS; STRAW & FODDER		10553.20			
346		15	ANIMAL OR VEGETABLE FATS & OILS & THEIR CLEAVAGE PRODUCTS; ANIMAL VEGETABLE WAXES					
347		17	SUGARS AND SUGAR CONFECTIONERY		2613.00			
348		19	PREPARATIONS OF CEREALS, FLOUR , STARCH OR MIILK; PASTRY COOK' PRODUCTS					
349		22	BEVERAGES, SPIRITS AND VINEGAR		8748.40			
350		23	RESIDUES AND WASTE FROM THE FOOD INDUSTRIES; PREPARED ANIMAL FODDER	287963.40	141849.20			
351		25	SALT; SULPHUR; EARTHS AND STONE; PLASTERING MATERIALS, LIME AND CEMENT		225309.20			
352		26	ORES, SLAG AND ASH		222656.40			
353		27	MINERAL FUELS, MINERAL OILS & PRODUCTS; BITUMINOUS SUBSTANCES; MINERAL WAXES		62372.50			

Table V : Inter -State Movements of Goods on ITCHS Chapter by Rail during 2022 - 23 (Quantity in Tonnes)

Sl. No.	From State ---->>> / To State ->	Chapter Code	Chapter Description	MADHYA PRADESH	MAHARASHTRA	MANIPUR	MIZORAM	NAGALAND
	1	2	3	19	20	21	22	23
354	TAMIL NADU	28	INORGANIC CHEMICALS; COMPOUNDS OF PRECIOUS METALS, OR RARE-EARTH METALS, OF RADIO-ACTIVE ELEMENTS OR OF ISOTOPES.		10869.10			
355		29	ORGANIC CHEMICALS					
356		31	FERTILIZERS		38425.70			
357		38	MISCELLANEOUS CHEMICAL PRODUCTS		2666.80			
358		44	WOOD & ARTICLES OF WOODS ; WOOD CHARCOAL				1341.90	
359		63	OTHER MADE UP TEXTILE ARTICLES; SETS; WORN TEXTILE ARTICLES; RAGS					
360		68	ARTICLES OF STONE, PLASTER, CEMENT, ASBESTOS, MICA OR SIMILAR MATERIALS		66420.60			
361		72	IRON & STEEL		164156.80			
362		73	ARTICLES OF IRON & STEEL		1381.70			
363		84	NUCLEAR REACTORS, BOILERS, MACHINERY AND MECHANICAL APPLIANCES; PARTS THEREOF					
364		86	RAILWAY/TRAMWAY LOCOMOTIVES, TRUCKS ETC., EQUIPMENT AND PARTS THEREOF	77439.60	18493.80			
365		87	ROAD VEHICLES AND PARTS	663.40	3901.50			

Table V : Inter -State Movements of Goods on ITCHS Chapter by Rail during 2022 - 23 (Quantity in Tonnes)

Sl. No.	From State ---->>> / To State ->	Chapter Code	Chapter Description	MADHYA PRADESH	MAHARASHTRA	MANIPUR	MIZORAM	NAGALAND
	1	2	3	19	20	21	22	23
366	TELANGANA	10	CEREALS	337181.70	15890.70			
367		21	MISCELLANEOUS EDIBLE PREPARATIONS					
368		23	RESIDUES AND WASTE FROM THE FOOD INDUSTRIES; PREPARED ANIMAL FODDER	2538.60				
369		25	SALT; SULPHUR; EARTHS AND STONE; PLASTERING MATERIALS, LIME AND CEMENT		15447.50			
370		26	ORES, SLAG AND ASH	35158.40				
371		27	MINERAL FUELS, MINERAL OILS & PRODUCTS; BITUMINOUS SUBSTANCES; MINERAL WAXES	27729.90	420017.60			
372		28	INORGANIC CHEMICALS; COMPOUNDS OF PRECIOUS METALS, OR RARE-EARTH METALS, OF RADIO-ACTIVE ELEMENTS OR OF ISOTOPES.					
373		31	FERTILIZERS	69335.50	263846.60			
374		32	DYEING, TANNING COLOURING MATTER					
375		68	ARTICLES OF STONE, PLASTER, CEMENT, ASBESTOS, MICA OR SIMILAR MATERIALS		3916.40			
376		72	IRON & STEEL		64109.20			
377		73	ARTICLES OF IRON & STEEL		3170.80			

Table V : Inter -State Movements of Goods on ITCHS Chapter by Rail during 2022 - 23 (Quantity in Tonnes)

Sl. No.	From State ---->>> / To State ->	Chapter Code	Chapter Description	MADHYA PRADESH	MAHARASHTRA	MANIPUR	MIZORAM	NAGALAND
	1	2	3	19	20	21	22	23
378	TELANGANA	84	NUCLEAR REACTORS, BOILERS, MACHINERY AND MECHANICAL APPLIANCES; PARTS THEREOF					
379		86	RAILWAY/TRAMWAY LOCOMOTIVES, TRUCKS ETC., EQUIPMENT AND PARTS THEREOF	86437.10	880551.20			
380		87	ROAD VEHICLES AND PARTS	2419.20	1188.80			
381	TRIPURA	07	EDIBLE VEGETABLES AND CERTAIN ROOTS AND TUBERS	4353.20	8968.70			
382		09	COFFEE, TEA, MATE & SPICES					
383		10	CEREALS	9326.80	3968.80			
384		11	PRODUCTS OF THE MILLING INDUSTRY; MALT; STARCHES; INSULIN; WHEAT GLUTEN					
385		12	OIL SEEDS OLEAGINOUS FRUITS; MISC. GRAINS, SEEDS & FRUITS; INDUSTRIAL OR MEDICINAL PLANTS; STRAW & FODDER					
386		15	ANIMAL OR VEGETABLE FATS & OILS & THEIR CLEAVAGE PRODUCTS; ANIMAL VEGETABLE WAXES					
387		17	SUGARS AND SUGAR CONFECTIONERY		18346.60			
388		19	PREPARATIONS OF CEREALS, FLOUR , STARCH OR MIILK; PASTRY COOK' PRODUCTS					
389		21	MISCELLANEOUS EDIBLE PREPARATIONS					

Table V : Inter -State Movements of Goods on ITCHS Chapter by Rail during 2022 - 23 (Quantity in Tonnes)

Sl. No.	From State ---->>> / To State ->	Chapter Code	Chapter Description	MADHYA PRADESH	MAHARASHTRA	MANIPUR	MIZORAM	NAGALAND
	1	2	3	19	20	21	22	23
390	TRIPURA	23	RESIDUES AND WASTE FROM THE FOOD INDUSTRIES; PREPARED ANIMAL FODDER	152.40				
391		25	SALT; SULPHUR; EARTHS AND STONE; PLASTERING MATERIALS, LIME AND CEMENT			6386.00	3224.00	75562.30
392		27	MINERAL FUELS, MINERAL OILS & PRODUCTS; BITUMINOUS SUBSTANCES; MINERAL WAXES					5018.40
393		31	FERTILIZERS					
394		32	DYEING, TANNING COLOURING MATTER					
395		34	SOAP & OTHER SIMILAR PREPARATIONS; POLISHES & CREAMS ; CANDLES AND THE LIKE, DENTAL WAXES & PREPARATIONS					
396		44	WOOD & ARTICLES OF WOODS ; WOOD CHARCOAL					
397		68	ARTICLES OF STONE, PLASTER, CEMENT, ASBESTOS, MICA OR SIMILAR MATERIALS					21396.90
398		73	ARTICLES OF IRON & STEEL					
399		86	RAILWAY/TRAMWAY LOCOMOTIVES, TRUCKS ETC., EQUIPMENT AND PARTS THEREOF		308.00			
400		87	ROAD VEHICLES AND PARTS					

Table V : Inter -State Movements of Goods on ITCHS Chapter by Rail during 2022 - 23 (Quantity in Tonnes)

Sl. No.	From State ---->>> / To State ->	Chapter Code	Chapter Description	MADHYA PRADESH	MAHARASHTRA	MANIPUR	MIZORAM	NAGALAND
	1	2	3	19	20	21	22	23
401	UTTAR PRADESH	06	LIVE TREES & OTHER PLANTS; BULBS; ROOTS & THE LIKE; CUT FLOWERS & ORNAMENTAL FOLIAGE		284.00			
402		07	EDIBLE VEGETABLES AND CERTAIN ROOTS AND TUBERS	12924.00	16212.00			
403		10	CEREALS	588002.00				
404		15	ANIMAL OR VEGETABLE FATS & OILS & THEIR CLEAVAGE PRODUCTS; ANIMAL VEGETABLE WAXES					
405		17	SUGARS AND SUGAR CONFECTIONERY					
406		25	SALT; SULPHUR; EARTHS AND STONE; PLASTERING MATERIALS, LIME AND CEMENT	11182707.70	284829.30			
407		26	ORES, SLAG AND ASH	7588.80				
408		27	MINERAL FUELS, MINERAL OILS & PRODUCTS; BITUMINOUS SUBSTANCES; MINERAL WAXES	12322674.30	170238.40			2630.70
409		28	INORGANIC CHEMICALS; COMPOUNDS OF PRECIOUS METALS, OR RARE-EARTH METALS, OF RADIO-ACTIVE ELEMENTS OR OF ISOTOPES.	5908.70	59782.70			
410		31	FERTILIZERS	396316.00	98922.30			
411		32	DYEING, TANNING COLOURING MATTER					

Table V : Inter -State Movements of Goods on ITCHS Chapter by Rail during 2022 - 23 (Quantity in Tonnes)

Sl. No.	From State ---->>> / To State ->	Chapter Code	Chapter Description	MADHYA PRADESH	MAHARASHTRA	MANIPUR	MIZORAM	NAGALAND
	1	2	3	19	20	21	22	23
412	UTTAR PRADESH	44	WOOD & ARTICLES OF WOODS ; WOOD CHARCOAL					
413		63	OTHER MADE UP TEXTILE ARTICLES; SETS; WORN TEXTILE ARTICLES; RAGS					
414		68	ARTICLES OF STONE, PLASTER, CEMENT, ASBESTOS, MICA OR SIMILAR MATERIALS	232747.50	62079.20			
415		72	IRON & STEEL		152173.40			
416		73	ARTICLES OF IRON & STEEL	47653.50	24330.40			
417		86	RAILWAY/TRAMWAY LOCOMOTIVES, TRUCKS ETC., EQUIPMENT AND PARTS THEREOF	74814.10	630703.20			
418		87	ROAD VEHICLES AND PARTS	9005.60	16633.50			
419	UTTARAKHAND	10	CEREALS	224284.90	5119.60			
420		15	ANIMAL OR VEGETABLE FATS & OILS & THEIR CLEAVAGE PRODUCTS; ANIMAL VEGETABLE WAXES					
421		17	SUGARS AND SUGAR CONFECTIONERY					
422		25	SALT; SULPHUR; EARTHS AND STONE; PLASTERING MATERIALS, LIME AND CEMENT	95440.80				

Table V : Inter -State Movements of Goods on ITCHS Chapter by Rail during 2022 - 23 (Quantity in Tonnes)

Sl. No.	From State ---->>> / To State ->	Chapter Code	Chapter Description	MADHYA PRADESH	MAHARASHTRA	MANIPUR	MIZORAM	NAGALAND
	1	2	3	19	20	21	22	23
423	UTTARAKHAND	27	MINERAL FUELS, MINERAL OILS & PRODUCTS; BITUMINOUS SUBSTANCES; MINERAL WAXES	286308.40	35558.20			
424		31	FERTILIZERS	1351.80				
425		44	WOOD & ARTICLES OF WOODS ; WOOD CHARCOAL				320.00	
426		68	ARTICLES OF STONE, PLASTER, CEMENT, ASBESTOS, MICA OR SIMILAR MATERIALS					
427		72	IRON & STEEL					
428		73	ARTICLES OF IRON & STEEL		1761.60			
429		86	RAILWAY/TRAMWAY LOCOMOTIVES, TRUCKS ETC., EQUIPMENT AND PARTS THEREOF		6857.60			
430	WEST BENGAL	04	DAIRY PRODUCE; BIRDS' EGGS; NATURAL HOENEY; EDIBLE PRODUCTS OF ANIMAL ORIGIN N.E.S.					
431		06	LIVE TREES & OTHER PLANTS; BULBS; ROOTS & THE LIKE; CUT FLOWERS & ORNAMENTAL FOLIAGE		645.00			
432		07	EDIBLE VEGETABLES AND CERTAIN ROOTS AND TUBERS	7067.80	140377.10			

Table V : Inter -State Movements of Goods on ITCHS Chapter by Rail during 2022 - 23 (Quantity in Tonnes)

Sl. No.	From State ---->>> / To State ->	Chapter Code	Chapter Description	MADHYA PRADESH	MAHARASHTRA	MANIPUR	MIZORAM	NAGALAND
	1	2	3	19	20	21	22	23
433	WEST BENGAL	10	CEREALS	1742339.60				
434		12	OIL SEEDS OLEAGINOUS FRUITS; MISC. GRAINS, SEEDS & FRUITS; INDUSTRIAL OR MEDICINAL PLANTS; STRAW & FODDER		2704.40			
435		15	ANIMAL OR VEGETABLE FATS & OILS & THEIR CLEAVAGE PRODUCTS; ANIMAL VEGETABLE WAXES					
436		17	SUGARS AND SUGAR CONFECTIONERY	32183.00	437281.90			
437		19	PREPARATIONS OF CEREALS, FLOUR , STARCH OR MIILK; PASTRY COOK' PRODUCTS					
438		20	PREPARATIONS OF VEGETABLES, FRUITS, NUTS OR OTHER PARTS OF PLANTS					
439		21	MISCELLANEOUS EDIBLE PREPARATIONS					
440		22	BEVERAGES, SPIRITS AND VINEGAR		11743.00			
441		23	RESIDUES AND WASTE FROM THE FOOD INDUSTRIES; PREPARED ANIMAL FODDER	257835.00	69871.80			
442		25	SALT; SULPHUR; EARTHS AND STONE; PLASTERING MATERIALS, LIME AND CEMENT	765274.90	359620.50			

Table V : Inter -State Movements of Goods on ITCHS Chapter by Rail during 2022 - 23 (Quantity in Tonnes)

Sl. No.	From State ---->>> / To State ->	Chapter Code	Chapter Description	MADHYA PRADESH	MAHARASHTRA	MANIPUR	MIZORAM	NAGALAND
	1	2	3	19	20	21	22	23
443	WEST BENGAL	26	ORES, SLAG AND ASH	196358.20	222270.30			
444		27	MINERAL FUELS, MINERAL OILS & PRODUCTS; BITUMINOUS SUBSTANCES; MINERAL WAXES	124658.10	12122.50			4924.10
445		28	INORGANIC CHEMICALS; COMPOUNDS OF PRECIOUS METALS, OR RARE-EARTH METALS, OF RADIO-ACTIVE ELEMENTS OR OF ISOTOPES.					
446		31	FERTILIZERS	49986.60	121327.80			
447		32	DYEING, TANNING COLOURING MATTER					
448		34	SOAP & OTHER SIMILAR PREPARATIONS; POLISHES & CREAMS ; CANDLES AND THE LIKE, DENTAL WAXES & PREPARATIONS					
449		38	MISCELLANEOUS CHEMICAL PRODUCTS					
450		39	PLASTICS AND ARTICLES THEREOF					
451		44	WOOD & ARTICLES OF WOODS ; WOOD CHARCOAL				10623.90	4383.00

Table V : Inter -State Movements of Goods on ITCHS Chapter by Rail during 2022 - 23 (Quantity in Tonnes)

Sl. No.	From State ---->>> / To State ->	Chapter Code	Chapter Description	MADHYA PRADESH	MAHARASHTRA	MANIPUR	MIZORAM	NAGALAND
	1	2	3	19	20	21	22	23
452	WEST BENGAL	47	PULP OF WOOD OR OF OTHER MATERIALS; WASTE AND SCRAP OF PAPER OR PAPERBOARD					60.00
453		48	PAPER AND PAPERBOARD; ARTICLES OF PAPER PULP, OF PAPER AND PAPERBOARD					
454		52	COTTON		1638.00			
455		68	ARTICLES OF STONE, PLASTER, CEMENT, ASBESTOS, MICA OR SIMILAR MATERIALS	3998.60				
456		72	IRON & STEEL					
457		73	ARTICLES OF IRON & STEEL					
458		76	ALUMINIUM & ARTICLES THEREOF					
459		84	NUCLEAR REACTORS, BOILERS, MACHINERY AND MECHANICAL APPLIANCES; PARTS THEREOF					
460		86	RAILWAY/TRAMWAY LOCOMOTIVES, TRUCKS ETC., EQUIPMENT AND PARTS THEREOF	121812.60	157264.50			
461		87	ROAD VEHICLES AND PARTS	266.40	8239.70			
462		99	MISCELLANEOUS GOODS					
	Grand Total --->>			86955605.60	91053154.10	21952.60	22753.50	190186.70

Table V : Inter -State Movements of Goods on ITCHS Chapter by Rail during 2022 - 23 (Quantity in Tonnes)

Sl. No.	From State ---->>> / To State ->	Chapter Code	Chapter Description	ODISHA	PUDUCHERRY	PUNJAB	RAJASTHAN	TAMIL NADU
	1	2	3	24	25	26	27	28
1	ANDHRA PRADESH	10	CEREALS	89292.70		14983.00	13589.30	
2		12	OIL SEEDS OLEAGINOUS FRUITS; MISC. GRAINS, SEEDS & FRUITS; INDUSTRIAL OR MEDICINAL PLANTS; STRAW & FODDER					
3		17	SUGARS AND SUGAR CONFECTIONERY			2701.00		24858.60
4		23	RESIDUES AND WASTE FROM THE FOOD INDUSTRIES; PREPARED ANIMAL FODDER				2647.80	
5		25	SALT; SULPHUR; EARTHS AND STONE; PLASTERING MATERIALS, LIME AND CEMENT	211060.10			1276.30	266971.80
6		26	ORES, SLAG AND ASH	134426.00				
7		27	MINERAL FUELS, MINERAL OILS & PRODUCTS; BITUMINOUS SUBSTANCES; MINERAL WAXES	20001364.70		28679.50		1120712.40
8		28	INORGANIC CHEMICALS; COMPOUNDS OF PRECIOUS METALS, OR RARE-EARTH METALS, OF RADIO-ACTIVE ELEMENTS OR OF ISOTOPES.	1131049.00				247.00
9		31	FERTILIZERS	198622.40	28315.50		1307.70	283176.00
10		44	WOOD & ARTICLES OF WOODS ; WOOD CHARCOAL					

Table V : Inter -State Movements of Goods on ITCHS Chapter by Rail during 2022 - 23 (Quantity in Tonnes)

Sl. No.	From State ---->>> / To State ->	Chapter Code	Chapter Description	ODISHA	PUDUCHERRY	PUNJAB	RAJASTHAN	TAMIL NADU
	1	2	3	24	25	26	27	28
11	ANDHRA PRADESH	68	ARTICLES OF STONE, PLASTER, CEMENT, ASBESTOS, MICA OR SIMILAR MATERIALS	19747.30				
12		72	IRON & STEEL	401002.50				
13		73	ARTICLES OF IRON & STEEL	8455.90				1221.30
14		76	ALUMINIUM & ARTICLES THEREOF	74352.20				
15		86	RAILWAY/TRAMWAY LOCOMOTIVES, TRUCKS ETC., EQUIPMENT AND PARTS THEREOF	1243617.00			46390.20	51543.40
16		87	ROAD VEHICLES AND PARTS			21980.00		229.30
17	ARUNACHAL PRADESH	10	CEREALS			14552.00		
18		27	MINERAL FUELS, MINERAL OILS & PRODUCTS; BITUMINOUS SUBSTANCES; MINERAL WAXES					
19		44	WOOD & ARTICLES OF WOODS ; WOOD CHARCOAL				3359.80	
20	ASSAM	04	DAIRY PRODUCE; BIRDS' EGGS; NATURAL HOENEY; EDIBLE PRODUCTS OF ANIMAL ORIGIN N.E.S.					

Table V : Inter -State Movements of Goods on ITCHS Chapter by Rail during 2022 - 23 (Quantity in Tonnes)

Sl. No.	From State ---->>> / To State ->	Chapter Code	Chapter Description	ODISHA	PUDUCHERRY	PUNJAB	RAJASTHAN	TAMIL NADU
1		2	3	24	25	26	27	28
21	ASSAM	06	LIVE TREES & OTHER PLANTS; BULBS; ROOTS & THE LIKE; CUT FLOWERS & ORNAMENTAL FOLIAGE					
22		07	EDIBLE VEGETABLES AND CERTAIN ROOTS AND TUBERS			8360.00	1834.60	
23		08	EDIBLE FRUIT & NUTS; PEEL OF CITRUS FRUIT OR MELONS			367.50		
24		09	COFFEE, TEA, MATE & SPICES					
25		10	CEREALS			2348246.00	126453.00	
26		11	PRODUCTS OF THE MILLING INDUSTRY; MALT; STARCHES; INSULIN; WHEAT GLUTEN					
27		12	OIL SEEDS OLEAGINOUS FRUITS; MISC. GRAINS, SEEDS & FRUITS; INDUSTRIAL OR MEDICINAL PLANTS; STRAW & FODDER				1838.00	
28		15	ANIMAL OR VEGETABLE FATS & OILS & THEIR CLEAVAGE PRODUCTS; ANIMAL VEGETABLE WAXES			51.00	122289.50	
29		17	SUGARS AND SUGAR CONFECTIONERY			1332.00		
30		19	PREPARATIONS OF CEREALS, FLOUR , STARCH OR MIILK; PASTRY COOK' PRODUCTS			64.00		
31		20	PREPARATIONS OF VEGETABLES, FRUITS, NUTS OR OTHER PARTS OF PLANTS					
32		21	MISCELLANEOUS EDIBLE PREPARATIONS			1015.00	672.50	
33		22	BEVERAGES, SPIRITS AND VINEGAR					

Table V : Inter -State Movements of Goods on ITCHS Chapter by Rail during 2022 - 23 (Quantity in Tonnes)

Sl. No.	From State ---->>> / To State ->	Chapter Code	Chapter Description	ODISHA	PUDUCHERRY	PUNJAB	RAJASTHAN	TAMIL NADU
1		2	3	24	25	26	27	28
34	ASSAM	23	RESIDUES AND WASTE FROM THE FOOD INDUSTRIES; PREPARED ANIMAL FODDER				1994.10	
35		25	SALT; SULPHUR; EARTHS AND STONE; PLASTERING MATERIALS, LIME AND CEMENT	101157.20			20096.70	350.00
36		26	ORES, SLAG AND ASH					
37		27	MINERAL FUELS, MINERAL OILS & PRODUCTS; BITUMINOUS SUBSTANCES; MINERAL WAXES	401463.80				
38		28	INORGANIC CHEMICALS; COMPOUNDS OF PRECIOUS METALS, OR RARE-EARTH METALS, OF RADIO-ACTIVE ELEMENTS OR OF ISOTOPES.				3498.60	
39		31	FERTILIZERS	68602.90			36699.80	
40		32	DYEING, TANNING COLOURING MATTER				35654.00	
41		34	SOAP & OTHER SIMILAR PREPARATIONS; POLISHES & CREAMS ; CANDLES AND THE LIKE, DENTAL WAXES & PREPARATIONS				883.30	
42		38	MISCELLANEOUS CHEMICAL PRODUCTS					
43		39	PLASTICS AND ARTICLES THEREOF					
44		44	WOOD & ARTICLES OF WOODS ; WOOD CHARCOAL				2219.20	21297.60

Table V : Inter -State Movements of Goods on ITCHS Chapter by Rail during 2022 - 23 (Quantity in Tonnes)

Sl. No.	From State ---->>> / To State ->	Chapter Code	Chapter Description	ODISHA	PUDUCHERRY	PUNJAB	RAJASTHAN	TAMIL NADU
1		2	3	24	25	26	27	28
45	ASSAM	47	PULP OF WOOD OR OF OTHER MATERIALS; WASTE AND SCRAP OF PAPER OR PAPERBOARD				39.90	
46		48	PAPER AND PAPERBOARD; ARTICLES OF PAPER PULP, OF PAPER AND PAPERBOARD			1342.60	817.00	
47		52	COTTON			64.00	351.00	
48		68	ARTICLES OF STONE, PLASTER, CEMENT, ASBESTOS, MICA OR SIMILAR MATERIALS	241905.80			246.60	
49		69	CERAMIC PRODUCTS				239.20	
50		72	IRON & STEEL	198549.30				
51		73	ARTICLES OF IRON & STEEL					
52		84	NUCLEAR REACTORS, BOILERS, MACHINERY AND MECHANICAL APPLIANCES; PARTS THEREOF			835.30		
53		86	RAILWAY/TRAMWAY LOCOMOTIVES, TRUCKS ETC., EQUIPMENT AND PARTS THEREOF	82896.70			46528.40	
54		87	ROAD VEHICLES AND PARTS			1470.00	330.40	29108.40
55		99	MISCELLANEOUS GOODS	904.20			215533.90	

Table V : Inter -State Movements of Goods on ITCHS Chapter by Rail during 2022 - 23 (Quantity in Tonnes)

Sl. No.	From State ---->>> / To State ->	Chapter Code	Chapter Description	ODISHA	PUDUCHERRY	PUNJAB	RAJASTHAN	TAMIL NADU
	1	2	3	24	25	26	27	28
56	BIHAR	07	EDIBLE VEGETABLES AND CERTAIN ROOTS AND TUBERS					
57		10	CEREALS	189446.20		4315357.20	44375.20	
58		12	OIL SEEDS OLEAGINOUS FRUITS; MISC. GRAINS, SEEDS & FRUITS; INDUSTRIAL OR MEDICINAL PLANTS; STRAW & FODDER					
59		15	ANIMAL OR VEGETABLE FATS & OILS & THEIR CLEAVAGE PRODUCTS; ANIMAL VEGETABLE WAXES					1118.70
60		17	SUGARS AND SUGAR CONFECTIONERY					
61		23	RESIDUES AND WASTE FROM THE FOOD INDUSTRIES; PREPARED ANIMAL FODDER				1244.00	
62		25	SALT; SULPHUR; EARTHS AND STONE; PLASTERING MATERIALS, LIME AND CEMENT	1029483.70			850241.50	
63		26	ORES, SLAG AND ASH	56207.90				
64		27	MINERAL FUELS, MINERAL OILS & PRODUCTS; BITUMINOUS SUBSTANCES; MINERAL WAXES	4541685.80		2273.50		
65		28	INORGANIC CHEMICALS; COMPOUNDS OF PRECIOUS METALS, OR RARE-EARTH METALS, OF RADIO-ACTIVE ELEMENTS OR OF ISOTOPES.					
66		31	FERTILIZERS	721687.40			179441.80	2907.80

Table V : Inter -State Movements of Goods on ITCHS Chapter by Rail during 2022 - 23 (Quantity in Tonnes)

Sl. No.	From State ---->>> / To State ->	Chapter Code	Chapter Description	ODISHA	PUDUCHERRY	PUNJAB	RAJASTHAN	TAMIL NADU
	1	2	3	24	25	26	27	28
67	BIHAR	32	DYEING, TANNING COLOURING MATTER					
68		39	PLASTICS AND ARTICLES THEREOF					
69		44	WOOD & ARTICLES OF WOODS ; WOOD CHARCOAL					
70		52	COTTON					
71		54	MAN-MADE FILAMENTS					
72		63	OTHER MADE UP TEXTILE ARTICLES; SETS; WORN TEXTILE ARTICLES; RAGS					
73		68	ARTICLES OF STONE, PLASTER, CEMENT, ASBESTOS, MICA OR SIMILAR MATERIALS					
74		72	IRON & STEEL	464511.70				
75		73	ARTICLES OF IRON & STEEL					
76		84	NUCLEAR REACTORS, BOILERS, MACHINERY AND MECHANICAL APPLIANCES; PARTS THEREOF					
77		86	RAILWAY/TRAMWAY LOCOMOTIVES, TRUCKS ETC., EQUIPMENT AND PARTS THEREOF	26332.40			94085.50	12053.50
78		87	ROAD VEHICLES AND PARTS			25746.00		852.50
79		99	MISCELLANEOUS GOODS	3352.60				

Table V : Inter -State Movements of Goods on ITCHS Chapter by Rail during 2022 - 23 (Quantity in Tonnes)

Sl. No.	From State ---->>> / To State ->	Chapter Code	Chapter Description	ODISHA	PUDUCHERRY	PUNJAB	RAJASTHAN	TAMIL NADU
	1	2	3	24	25	26	27	28
80	CHANDIGARH	25	SALT; SULPHUR; EARTHS AND STONE; PLASTERING MATERIALS, LIME AND CEMENT			4592.90	127097.70	
81		27	MINERAL FUELS, MINERAL OILS & PRODUCTS; BITUMINOUS SUBSTANCES; MINERAL WAXES			14245.10		
82		31	FERTILIZERS			19445.00		
83		72	IRON & STEEL	185135.70				
84		73	ARTICLES OF IRON & STEEL	2650.40				
85		87	ROAD VEHICLES AND PARTS					
86	CHHATTISGARH	10	CEREALS			2718.00	20069.00	
87		12	OIL SEEDS OLEAGINOUS FRUITS; MISC. GRAINS, SEEDS & FRUITS; INDUSTRIAL OR MEDICINAL PLANTS; STRAW & FODDER					
88		15	ANIMAL OR VEGETABLE FATS & OILS & THEIR CLEAVAGE PRODUCTS; ANIMAL VEGETABLE WAXES					
89		22	BEVERAGES, SPIRITS AND VINEGAR					
90		25	SALT; SULPHUR; EARTHS AND STONE; PLASTERING MATERIALS, LIME AND CEMENT	844487.40			851555.10	
91		26	ORES, SLAG AND ASH	9334802.90				

Table V : Inter -State Movements of Goods on ITCHS Chapter by Rail during 2022 - 23 (Quantity in Tonnes)

Sl. No.	From State ---->>> / To State ->	Chapter Code	Chapter Description	ODISHA	PUDUCHERRY	PUNJAB	RAJASTHAN	TAMIL NADU
	1	2	3	24	25	26	27	28
92	CHHATTISGARH	27	MINERAL FUELS, MINERAL OILS & PRODUCTS; BITUMINOUS SUBSTANCES; MINERAL WAXES	15126627.70		19105.80		
93		28	INORGANIC CHEMICALS; COMPOUNDS OF PRECIOUS METALS, OR RARE-EARTH METALS, OF RADIO-ACTIVE ELEMENTS OR OF ISOTOPES.	93044.90				
94		31	FERTILIZERS	276652.30			144006.20	
95		44	WOOD & ARTICLES OF WOODS ; WOOD CHARCOAL	7736.90				
96		63	OTHER MADE UP TEXTILE ARTICLES; SETS; WORN TEXTILE ARTICLES; RAGS					
97		68	ARTICLES OF STONE, PLASTER, CEMENT, ASBESTOS, MICA OR SIMILAR MATERIALS	7487.40				
98		72	IRON & STEEL	552131.20				
99		73	ARTICLES OF IRON & STEEL	3779.60				
100		76	ALUMINIUM & ARTICLES THEREOF	33620.20				
101		84	NUCLEAR REACTORS, BOILERS, MACHINERY AND MECHANICAL APPLIANCES; PARTS THEREOF					
102		86	RAILWAY/TRAMWAY LOCOMOTIVES, TRUCKS ETC., EQUIPMENT AND PARTS THEREOF	23373.30			22277.50	1338.40
103		87	ROAD VEHICLES AND PARTS			8761.20		

Table V : Inter -State Movements of Goods on ITCHS Chapter by Rail during 2022 - 23 (Quantity in Tonnes)

Sl. No.	From State ---->>> / To State ->	Chapter Code	Chapter Description	ODISHA	PUDUCHERRY	PUNJAB	RAJASTHAN	TAMIL NADU
	1	2	3	24	25	26	27	28
104	DELHI	07	EDIBLE VEGETABLES AND CERTAIN ROOTS AND TUBERS					
105		08	EDIBLE FRUIT & NUTS; PEEL OF CITRUS FRUIT OR MELONS					
106		10	CEREALS			2664.00	33370.00	
107		15	ANIMAL OR VEGETABLE FATS & OILS & THEIR CLEAVAGE PRODUCTS; ANIMAL VEGETABLE WAXES					
108		17	SUGARS AND SUGAR CONFECTIONERY					
109		23	RESIDUES AND WASTE FROM THE FOOD INDUSTRIES; PREPARED ANIMAL FODDER					
110		25	SALT; SULPHUR; EARTHS AND STONE; PLASTERING MATERIALS, LIME AND CEMENT			32641.00	536867.80	
111		27	MINERAL FUELS, MINERAL OILS & PRODUCTS; BITUMINOUS SUBSTANCES; MINERAL WAXES					
112		28	INORGANIC CHEMICALS; COMPOUNDS OF PRECIOUS METALS, OR RARE-EARTH METALS, OF RADIO-ACTIVE ELEMENTS OR OF ISOTOPES.					
113		44	WOOD & ARTICLES OF WOODS ; WOOD CHARCOAL					
114		68	ARTICLES OF STONE, PLASTER, CEMENT, ASBESTOS, MICA OR SIMILAR MATERIALS					

Table V : Inter -State Movements of Goods on ITCHS Chapter by Rail during 2022 - 23 (Quantity in Tonnes)

Sl. No.	From State ---->>> / To State ->	Chapter Code	Chapter Description	ODISHA	PUDUCHERRY	PUNJAB	RAJASTHAN	TAMIL NADU
	1	2	3	24	25	26	27	28
115	DELHI	72	IRON & STEEL	5658.20				
116		73	ARTICLES OF IRON & STEEL			108.00		
117		86	RAILWAY/TRAMWAY LOCOMOTIVES, TRUCKS ETC., EQUIPMENT AND PARTS THEREOF	198.40		7001.30	1506413.50	373514.60
118		87	ROAD VEHICLES AND PARTS					3855.00
119	GOA	10	CEREALS			20133.00		
120		25	SALT; SULPHUR; EARTHS AND STONE; PLASTERING MATERIALS, LIME AND CEMENT					622.00
121		26	ORES, SLAG AND ASH					
122		72	IRON & STEEL	3798.30				4614.30
123		73	ARTICLES OF IRON & STEEL					
124		86	RAILWAY/TRAMWAY LOCOMOTIVES, TRUCKS ETC., EQUIPMENT AND PARTS THEREOF	540.00		26155.00		1655.50
125	GUJARAT	07	EDIBLE VEGETABLES AND CERTAIN ROOTS AND TUBERS					
126		10	CEREALS			1815428.70	122391.60	

Table V : Inter -State Movements of Goods on ITCHS Chapter by Rail during 2022 - 23 (Quantity in Tonnes)

Sl. No.	From State ---->>> / To State ->	Chapter Code	Chapter Description	ODISHA	PUDUCHERRY	PUNJAB	RAJASTHAN	TAMIL NADU
1		2	3	24	25	26	27	28
127	GUJARAT	11	PRODUCTS OF THE MILLING INDUSTRY; MALT; STARCHES; INSULIN; WHEAT GLUTEN					
128		15	ANIMAL OR VEGETABLE FATS & OILS & THEIR CLEAVAGE PRODUCTS; ANIMAL VEGETABLE WAXES					
129		17	SUGARS AND SUGAR CONFECTIONERY					
130		23	RESIDUES AND WASTE FROM THE FOOD INDUSTRIES; PREPARED ANIMAL FODDER				45805.50	
131		25	SALT; SULPHUR; EARTHS AND STONE; PLASTERING MATERIALS, LIME AND CEMENT				3173567.60	
132		26	ORES, SLAG AND ASH					
133		27	MINERAL FUELS, MINERAL OILS & PRODUCTS; BITUMINOUS SUBSTANCES; MINERAL WAXES	24489.50		59505.70		
134		28	INORGANIC CHEMICALS; COMPOUNDS OF PRECIOUS METALS, OR RARE-EARTH METALS, OF RADIO-ACTIVE ELEMENTS OR OF ISOTOPES.					
135		31	FERTILIZERS					7902.90
136		38	MISCELLANEOUS CHEMICAL PRODUCTS					
137		44	WOOD & ARTICLES OF WOODS ; WOOD CHARCOAL					
138		68	ARTICLES OF STONE, PLASTER, CEMENT, ASBESTOS, MICA OR SIMILAR MATERIALS					

Table V : Inter -State Movements of Goods on ITCHS Chapter by Rail during 2022 - 23 (Quantity in Tonnes)

Sl. No.	From State ---->>> / To State ->	Chapter Code	Chapter Description	ODISHA	PUDUCHERRY	PUNJAB	RAJASTHAN	TAMIL NADU
	1	2	3	24	25	26	27	28
139	GUJARAT	72	IRON & STEEL	515912.60				5692.70
140		73	ARTICLES OF IRON & STEEL				967.90	
141		84	NUCLEAR REACTORS, BOILERS, MACHINERY AND MECHANICAL APPLIANCES; PARTS THEREOF					
142		86	RAILWAY/TRAMWAY LOCOMOTIVES, TRUCKS ETC., EQUIPMENT AND PARTS THEREOF	90252.20		1550292.60	3976631.80	18581.80
143		87	ROAD VEHICLES AND PARTS			1470.00	838.00	15635.00
144	HARYANA	07	EDIBLE VEGETABLES AND CERTAIN ROOTS AND TUBERS					
145		10	CEREALS				16115.00	
146		15	ANIMAL OR VEGETABLE FATS & OILS & THEIR CLEAVAGE PRODUCTS; ANIMAL VEGETABLE WAXES					
147		23	RESIDUES AND WASTE FROM THE FOOD INDUSTRIES; PREPARED ANIMAL FODDER					
148		25	SALT; SULPHUR; EARTHS AND STONE; PLASTERING MATERIALS, LIME AND CEMENT			77932.50	6702570.30	
149		27	MINERAL FUELS, MINERAL OILS & PRODUCTS; BITUMINOUS SUBSTANCES; MINERAL WAXES	1863563.40		149954.60		

Table V : Inter -State Movements of Goods on ITCHS Chapter by Rail during 2022 - 23 (Quantity in Tonnes)

Sl. No.	From State ---->>> / To State ->	Chapter Code	Chapter Description	ODISHA	PUDUCHERRY	PUNJAB	RAJASTHAN	TAMIL NADU
	1	2	3	24	25	26	27	28
150	HARYANA	28	INORGANIC CHEMICALS; COMPOUNDS OF PRECIOUS METALS, OR RARE-EARTH METALS, OF RADIO-ACTIVE ELEMENTS OR OF ISOTOPES.					
151		31	FERTILIZERS			105769.30	540797.10	
152		38	MISCELLANEOUS CHEMICAL PRODUCTS					
153		44	WOOD & ARTICLES OF WOODS ; WOOD CHARCOAL					
154		63	OTHER MADE UP TEXTILE ARTICLES; SETS; WORN TEXTILE ARTICLES; RAGS					
155		68	ARTICLES OF STONE, PLASTER, CEMENT, ASBESTOS, MICA OR SIMILAR MATERIALS			105955.30	2657.90	
156		72	IRON & STEEL	1735102.10				
157		73	ARTICLES OF IRON & STEEL	570.60		1366.30	3862.40	
158		84	NUCLEAR REACTORS, BOILERS, MACHINERY AND MECHANICAL APPLIANCES; PARTS THEREOF					959.00
159		86	RAILWAY/TRAMWAY LOCOMOTIVES, TRUCKS ETC., EQUIPMENT AND PARTS THEREOF	34380.90		492321.60	312554.70	
160		87	ROAD VEHICLES AND PARTS					76608.80

Table V : Inter -State Movements of Goods on ITCHS Chapter by Rail during 2022 - 23 (Quantity in Tonnes)

Sl. No.	From State ---->>> / To State ->	Chapter Code	Chapter Description	ODISHA	PUDUCHERRY	PUNJAB	RAJASTHAN	TAMIL NADU
	1	2	3	24	25	26	27	28
161	HIMACHAL PRADESH	25	SALT; SULPHUR; EARTHS AND STONE; PLASTERING MATERIALS, LIME AND CEMENT			3224.00		
162	JAMMU AND KASHMIR	06	LIVE TREES & OTHER PLANTS; BULBS; ROOTS & THE LIKE; CUT FLOWERS & ORNAMENTAL FOLIAGE					
163		07	EDIBLE VEGETABLES AND CERTAIN ROOTS AND TUBERS					
164		10	CEREALS			287386.70		
165		25	SALT; SULPHUR; EARTHS AND STONE; PLASTERING MATERIALS, LIME AND CEMENT			1217752.40	701688.70	
166		27	MINERAL FUELS, MINERAL OILS & PRODUCTS; BITUMINOUS SUBSTANCES; MINERAL WAXES	2159.60		302481.40		
167		31	FERTILIZERS			21076.20	42147.00	
168		73	ARTICLES OF IRON & STEEL			1095.80		
169		87	ROAD VEHICLES AND PARTS					
170	JHARKHAND	07	EDIBLE VEGETABLES AND CERTAIN ROOTS AND TUBERS					
171		10	CEREALS	460838.50		301091.80	8215.30	

Table V : Inter -State Movements of Goods on ITCHS Chapter by Rail during 2022 - 23 (Quantity in Tonnes)

Sl. No.	From State ---->>> / To State ->	Chapter Code	Chapter Description	ODISHA	PUDUCHERRY	PUNJAB	RAJASTHAN	TAMIL NADU
	1	2	3	24	25	26	27	28
172	JHARKHAND	15	ANIMAL OR VEGETABLE FATS & OILS & THEIR CLEAVAGE PRODUCTS; ANIMAL VEGETABLE WAXES					
173		17	SUGARS AND SUGAR CONFECTIONERY					
174		22	BEVERAGES, SPIRITS AND VINEGAR					
175		25	SALT; SULPHUR; EARTHS AND STONE; PLASTERING MATERIALS, LIME AND CEMENT	4191964.00			695882.80	
176		26	ORES, SLAG AND ASH	10870767.30				
177		27	MINERAL FUELS, MINERAL OILS & PRODUCTS; BITUMINOUS SUBSTANCES; MINERAL WAXES	10143300.30		12834.80		
178		28	INORGANIC CHEMICALS; COMPOUNDS OF PRECIOUS METALS, OR RARE-EARTH METALS, OF RADIO-ACTIVE ELEMENTS OR OF ISOTOPES.					
179		31	FERTILIZERS	67803.20				
180		68	ARTICLES OF STONE, PLASTER, CEMENT, ASBESTOS, MICA OR SIMILAR MATERIALS	92991.60				
181		72	IRON & STEEL	618326.80				
182		73	ARTICLES OF IRON & STEEL	2012.10				

Table V : Inter -State Movements of Goods on ITCHS Chapter by Rail during 2022 - 23 (Quantity in Tonnes)

Sl. No.	From State ---->>> / To State ->	Chapter Code	Chapter Description	ODISHA	PUDUCHERRY	PUNJAB	RAJASTHAN	TAMIL NADU
	1	2	3	24	25	26	27	28
183	JHARKHAND	86	RAILWAY/TRAMWAY LOCOMOTIVES, TRUCKS ETC., EQUIPMENT AND PARTS THEREOF	225.00			32700.40	8624.60
184		87	ROAD VEHICLES AND PARTS			2058.00		3413.00
185	KARNATAKA	07	EDIBLE VEGETABLES AND CERTAIN ROOTS AND TUBERS			27051.00		
186		08	EDIBLE FRUIT & NUTS; PEEL OF CITRUS FRUIT OR MELONS			275.00		
187		10	CEREALS	38391.00		1515568.90	156449.20	
188		17	SUGARS AND SUGAR CONFECTIONERY					5329.20
189		21	MISCELLANEOUS EDIBLE PREPARATIONS			33.30		
190		22	BEVERAGES, SPIRITS AND VINEGAR					
191		23	RESIDUES AND WASTE FROM THE FOOD INDUSTRIES; PREPARED ANIMAL FODDER				19553.60	
192		25	SALT; SULPHUR; EARTHS AND STONE; PLASTERING MATERIALS, LIME AND CEMENT					878087.10
193		26	ORES, SLAG AND ASH	2451569.70				
194		27	MINERAL FUELS, MINERAL OILS & PRODUCTS; BITUMINOUS SUBSTANCES; MINERAL WAXES	1105128.20	3608.40			5074781.10

Table V : Inter -State Movements of Goods on ITCHS Chapter by Rail during 2022 - 23 (Quantity in Tonnes)

Sl. No.	From State ---->>> / To State ->	Chapter Code	Chapter Description	ODISHA	PUDUCHERRY	PUNJAB	RAJASTHAN	TAMIL NADU
	1	2	3	24	25	26	27	28
195	KARNATAKA	28	INORGANIC CHEMICALS; COMPOUNDS OF PRECIOUS METALS, OR RARE-EARTH METALS, OF RADIO-ACTIVE ELEMENTS OR OF ISOTOPES.					253.00
196		31	FERTILIZERS	375491.90	26277.70		7867.10	485477.00
197		44	WOOD & ARTICLES OF WOODS ; WOOD CHARCOAL					
198		49	PRINTED BOOKS & OTHER PRODUCTS OF PRINTING INDUSTRY					
199		68	ARTICLES OF STONE, PLASTER, CEMENT, ASBESTOS, MICA OR SIMILAR MATERIALS	47078.60				
200		72	IRON & STEEL	271372.50				1913.00
201		73	ARTICLES OF IRON & STEEL					2271.60
202		84	NUCLEAR REACTORS, BOILERS, MACHINERY AND MECHANICAL APPLIANCES; PARTS THEREOF			63.60	1365.00	271.20
203		85	ELECTRICAL MACHINERY & EQUIPMENT & PARTS THEREOF; SOUND & TV RECORDERS & REPRODUCERS & PARTS THEREOF					
204		86	RAILWAY/TRAMWAY LOCOMOTIVES, TRUCKS ETC., EQUIPMENT AND PARTS THEREOF				163471.40	575337.30
205		87	ROAD VEHICLES AND PARTS	671.40		34313.40	650.90	1650.70

Table V : Inter -State Movements of Goods on ITCHS Chapter by Rail during 2022 - 23 (Quantity in Tonnes)

Sl. No.	From State ---->>> / To State ->	Chapter Code	Chapter Description	ODISHA	PUDUCHERRY	PUNJAB	RAJASTHAN	TAMIL NADU
	1	2	3	24	25	26	27	28
206	KERALA	10	CEREALS	26413.30		419825.20	136100.40	3944.00
207		12	OIL SEEDS OLEAGINOUS FRUITS; MISC. GRAINS, SEEDS & FRUITS; INDUSTRIAL OR MEDICINAL PLANTS; STRAW & FODDER					
208		22	BEVERAGES, SPIRITS AND VINEGAR					
209		23	RESIDUES AND WASTE FROM THE FOOD INDUSTRIES; PREPARED ANIMAL FODDER			18875.00	13263.30	
210		25	SALT; SULPHUR; EARTHS AND STONE; PLASTERING MATERIALS, LIME AND CEMENT					649334.90
211		27	MINERAL FUELS, MINERAL OILS & PRODUCTS; BITUMINOUS SUBSTANCES; MINERAL WAXES					18160.60
212		31	FERTILIZERS	15977.20	2657.20		13097.80	132534.50
213		68	ARTICLES OF STONE, PLASTER, CEMENT, ASBESTOS, MICA OR SIMILAR MATERIALS					1116.00
214		72	IRON & STEEL	17352.00				1268.60
215		73	ARTICLES OF IRON & STEEL					9810.00
216		84	NUCLEAR REACTORS, BOILERS, MACHINERY AND MECHANICAL APPLIANCES; PARTS THEREOF					271.30
217		86	RAILWAY/TRAMWAY LOCOMOTIVES, TRUCKS ETC., EQUIPMENT AND PARTS THEREOF				13068.20	22376.50
218		87	ROAD VEHICLES AND PARTS					

Table V : Inter -State Movements of Goods on ITCHS Chapter by Rail during 2022 - 23 (Quantity in Tonnes)

Sl. No.	From State ---->>> / To State ->	Chapter Code	Chapter Description	ODISHA	PUDUCHERRY	PUNJAB	RAJASTHAN	TAMIL NADU
1		2	3	24	25	26	27	28
219	MADHYA PRADESH	10	CEREALS			2766.00		
220		12	OIL SEEDS OLEAGINOUS FRUITS; MISC. GRAINS, SEEDS & FRUITS; INDUSTRIAL OR MEDICINAL PLANTS; STRAW & FODDER					7995.00
221		22	BEVERAGES, SPIRITS AND VINEGAR					
222		25	SALT; SULPHUR; EARTHS AND STONE; PLASTERING MATERIALS, LIME AND CEMENT	342891.10			1714825.40	
223		26	ORES, SLAG AND ASH	38759.20				
224		27	MINERAL FUELS, MINERAL OILS & PRODUCTS; BITUMINOUS SUBSTANCES; MINERAL WAXES	3669111.30		7372.20		
225		28	INORGANIC CHEMICALS; COMPOUNDS OF PRECIOUS METALS, OR RARE-EARTH METALS, OF RADIO-ACTIVE ELEMENTS OR OF ISOTOPES.	360224.20				
226		29	ORGANIC CHEMICALS					
227		31	FERTILIZERS	326545.10			555700.10	7979.40
228		44	WOOD & ARTICLES OF WOODS ; WOOD CHARCOAL	2208.20				
229		63	OTHER MADE UP TEXTILE ARTICLES; SETS; WORN TEXTILE ARTICLES; RAGS					
230		68	ARTICLES OF STONE, PLASTER, CEMENT, ASBESTOS, MICA OR SIMILAR MATERIALS	3221.20				

Table V : Inter -State Movements of Goods on ITCHS Chapter by Rail during 2022 - 23 (Quantity in Tonnes)

Sl. No.	From State ---->>> / To State ->	Chapter Code	Chapter Description	ODISHA	PUDUCHERRY	PUNJAB	RAJASTHAN	TAMIL NADU
	1	2	3	24	25	26	27	28
231	MADHYA PRADESH	72	IRON & STEEL	165854.30				
232		73	ARTICLES OF IRON & STEEL	126.10			812.00	
233		86	RAILWAY/TRAMWAY LOCOMOTIVES, TRUCKS ETC., EQUIPMENT AND PARTS THEREOF	27437.70		105.60	141778.60	2282.30
234		87	ROAD VEHICLES AND PARTS			27624.80	316.30	676.90
235	MAHARASHTRA	07	EDIBLE VEGETABLES AND CERTAIN ROOTS AND TUBERS					
236		10	CEREALS			2034954.60	11579.00	
237		11	PRODUCTS OF THE MILLING INDUSTRY; MALT; STARCHES; INSULIN; WHEAT GLUTEN					
238		12	OIL SEEDS OLEAGINOUS FRUITS; MISC. GRAINS, SEEDS & FRUITS; INDUSTRIAL OR MEDICINAL PLANTS; STRAW & FODDER				2646.00	
239		15	ANIMAL OR VEGETABLE FATS & OILS & THEIR CLEAVAGE PRODUCTS; ANIMAL VEGETABLE WAXES					
240		17	SUGARS AND SUGAR CONFECTIONERY					
241		23	RESIDUES AND WASTE FROM THE FOOD INDUSTRIES; PREPARED ANIMAL FODDER					

Table V : Inter -State Movements of Goods on ITCHS Chapter by Rail during 2022 - 23 (Quantity in Tonnes)

Sl. No.	From State ---->>> / To State ->	Chapter Code	Chapter Description	ODISHA	PUDUCHERRY	PUNJAB	RAJASTHAN	TAMIL NADU
1		2	3	24	25	26	27	28
242	MAHARASHTRA	25	SALT; SULPHUR; EARTHS AND STONE; PLASTERING MATERIALS, LIME AND CEMENT	49139.40			1067963.00	6445.40
243		26	ORES, SLAG AND ASH	77767.30				
244		27	MINERAL FUELS, MINERAL OILS & PRODUCTS; BITUMINOUS SUBSTANCES; MINERAL WAXES	8182219.10		8846.30		42495.70
245		28	INORGANIC CHEMICALS; COMPOUNDS OF PRECIOUS METALS, OR RARE-EARTH METALS, OF RADIO-ACTIVE ELEMENTS OR OF ISOTOPES.					27007.50
246		31	FERTILIZERS	336698.80			93310.40	102987.60
247		33	ESSENTIAL OILS RESINOIDS; COSMETIC AND OTHER SIMILAR PREPARATIONS					
248		44	WOOD & ARTICLES OF WOODS ; WOOD CHARCOAL					
249		68	ARTICLES OF STONE, PLASTER, CEMENT, ASBESTOS, MICA OR SIMILAR MATERIALS	3860.50				
250		72	IRON & STEEL	1247423.80				4307.60
251		73	ARTICLES OF IRON & STEEL					
252		84	NUCLEAR REACTORS, BOILERS, MACHINERY AND MECHANICAL APPLIANCES; PARTS THEREOF					

Table V : Inter -State Movements of Goods on ITCHS Chapter by Rail during 2022 - 23 (Quantity in Tonnes)

Sl. No.	From State ---->>> / To State ->	Chapter Code	Chapter Description	ODISHA	PUDUCHERRY	PUNJAB	RAJASTHAN	TAMIL NADU
	1	2	3	24	25	26	27	28
253	MAHARASHTRA	85	ELECTRICAL MACHINERY & EQUIPMENT & PARTS THEREOF; SOUND & TV RECORDERS & REPRODUCERS & PARTS THEREOF					
254		86	RAILWAY/TRAMWAY LOCOMOTIVES, TRUCKS ETC., EQUIPMENT AND PARTS THEREOF	282247.10		444440.70	234178.60	22228.50
255		87	ROAD VEHICLES AND PARTS			40411.30		
256	MANIPUR	10	CEREALS			86455.90		
257		25	SALT; SULPHUR; EARTHS AND STONE; PLASTERING MATERIALS, LIME AND CEMENT					
258		31	FERTILIZERS	1947.80				
259		68	ARTICLES OF STONE, PLASTER, CEMENT, ASBESTOS, MICA OR SIMILAR MATERIALS					
260		73	ARTICLES OF IRON & STEEL					
261		86	RAILWAY/TRAMWAY LOCOMOTIVES, TRUCKS ETC., EQUIPMENT AND PARTS THEREOF					
262	MIZORAM	10	CEREALS			99615.20		
263		25	SALT; SULPHUR; EARTHS AND STONE; PLASTERING MATERIALS, LIME AND CEMENT					
264		31	FERTILIZERS	1252.00				

Table V : Inter -State Movements of Goods on ITCHS Chapter by Rail during 2022 - 23 (Quantity in Tonnes)

Sl. No.	From State ---->>> / To State ->	Chapter Code	Chapter Description	ODISHA	PUDUCHERRY	PUNJAB	RAJASTHAN	TAMIL NADU
	1	2	3	24	25	26	27	28
265	MIZORAM	68	ARTICLES OF STONE, PLASTER, CEMENT, ASBESTOS, MICA OR SIMILAR MATERIALS					
266		73	ARTICLES OF IRON & STEEL					
267		86	RAILWAY/TRAMWAY LOCOMOTIVES, TRUCKS ETC., EQUIPMENT AND PARTS THEREOF					
268	NAGALAND	07	EDIBLE VEGETABLES AND CERTAIN ROOTS AND TUBERS			315.00		
269		08	EDIBLE FRUIT & NUTS; PEEL OF CITRUS FRUIT OR MELONS			157.50		
270		09	COFFEE, TEA, MATE & SPICES					
271		10	CEREALS			282274.30	1320.30	
272		11	PRODUCTS OF THE MILLING INDUSTRY; MALT; STARCHES; INSULIN; WHEAT GLUTEN					
273		12	OIL SEEDS OLEAGINOUS FRUITS; MISC. GRAINS, SEEDS & FRUITS; INDUSTRIAL OR MEDICINAL PLANTS; STRAW & FODDER					
274		15	ANIMAL OR VEGETABLE FATS & OILS & THEIR CLEAVAGE PRODUCTS; ANIMAL VEGETABLE WAXES				3793.00	
275		17	SUGARS AND SUGAR CONFECTIONERY					

Table V : Inter -State Movements of Goods on ITCHS Chapter by Rail during 2022 - 23 (Quantity in Tonnes)

Sl. No.	From State ---->>> / To State ->	Chapter Code	Chapter Description	ODISHA	PUDUCHERRY	PUNJAB	RAJASTHAN	TAMIL NADU
	1	2	3	24	25	26	27	28
276	NAGALAND	19	PREPARATIONS OF CEREALS, FLOUR , STARCH OR MIILK; PASTRY COOK' PRODUCTS					
277		21	MISCELLANEOUS EDIBLE PREPARATIONS					
278		23	RESIDUES AND WASTE FROM THE FOOD INDUSTRIES; PREPARED ANIMAL FODDER					
279		25	SALT; SULPHUR; EARTHS AND STONE; PLASTERING MATERIALS, LIME AND CEMENT					
280		27	MINERAL FUELS, MINERAL OILS & PRODUCTS; BITUMINOUS SUBSTANCES; MINERAL WAXES					
281		39	PLASTICS AND ARTICLES THEREOF					
282		48	PAPER AND PAPERBOARD; ARTICLES OF PAPER PULP, OF PAPER AND PAPERBOARD					
283		52	COTTON					
284		68	ARTICLES OF STONE, PLASTER, CEMENT, ASBESTOS, MICA OR SIMILAR MATERIALS					
285		73	ARTICLES OF IRON & STEEL					

Table V : Inter -State Movements of Goods on ITCHS Chapter by Rail during 2022 - 23 (Quantity in Tonnes)

Sl. No.	From State ---->>> / To State ->	Chapter Code	Chapter Description	ODISHA	PUDUCHERRY	PUNJAB	RAJASTHAN	TAMIL NADU
	1	2	3	24	25	26	27	28
286	NAGALAND	85	ELECTRICAL MACHINERY & EQUIPMENT & PARTS THEREOF; SOUND & TV RECORDERS & REPRODUCERS & PARTS THEREOF					
287		99	MISCELLANEOUS GOODS					
288	ODISHA	04	DAIRY PRODUCE; BIRDS' EGGS; NATURAL HOENEY; EDIBLE PRODUCTS OF ANIMAL ORIGIN N.E.S.					
289		10	CEREALS	270221.60		65501.50	35412.10	
290		15	ANIMAL OR VEGETABLE FATS & OILS & THEIR CLEAVAGE PRODUCTS; ANIMAL VEGETABLE WAXES					
291		17	SUGARS AND SUGAR CONFECTIONERY			16172.70		
292		22	BEVERAGES, SPIRITS AND VINEGAR					
293		23	RESIDUES AND WASTE FROM THE FOOD INDUSTRIES; PREPARED ANIMAL FODDER					
294		25	SALT; SULPHUR; EARTHS AND STONE; PLASTERING MATERIALS, LIME AND CEMENT	8627005.90			765022.10	
295		26	ORES, SLAG AND ASH	38594152.00				
296		27	MINERAL FUELS, MINERAL OILS & PRODUCTS; BITUMINOUS SUBSTANCES; MINERAL WAXES	83769126.90				10372.00

Table V : Inter -State Movements of Goods on ITCHS Chapter by Rail during 2022 - 23 (Quantity in Tonnes)

Sl. No.	From State ---->>> / To State ->	Chapter Code	Chapter Description	ODISHA	PUDUCHERRY	PUNJAB	RAJASTHAN	TAMIL NADU
	1	2	3	24	25	26	27	28
297	ODISHA	28	INORGANIC CHEMICALS; COMPOUNDS OF PRECIOUS METALS, OR RARE-EARTH METALS, OF RADIO-ACTIVE ELEMENTS OR OF ISOTOPES.	3707415.00				
298		31	FERTILIZERS	255577.80				
299		34	SOAP & OTHER SIMILAR PREPARATIONS; POLISHES & CREAMS ; CANDLES AND THE LIKE, DENTAL WAXES & PREPARATIONS					
300		38	MISCELLANEOUS CHEMICAL PRODUCTS					
301		39	PLASTICS AND ARTICLES THEREOF					
302		44	WOOD & ARTICLES OF WOODS ; WOOD CHARCOAL					
303		48	PAPER AND PAPERBOARD; ARTICLES OF PAPER PULP, OF PAPER AND PAPERBOARD			869.50		
304		68	ARTICLES OF STONE, PLASTER, CEMENT, ASBESTOS, MICA OR SIMILAR MATERIALS	810940.70				
305		72	IRON & STEEL	2436008.50				
306		73	ARTICLES OF IRON & STEEL	12390.10				
307		86	RAILWAY/TRAMWAY LOCOMOTIVES, TRUCKS ETC., EQUIPMENT AND PARTS THEREOF	286029.90		14798.70	5815.40	51004.20
308		87	ROAD VEHICLES AND PARTS			1470.00		
309		99	MISCELLANEOUS GOODS	38.00				

Table V : Inter -State Movements of Goods on ITCHS Chapter by Rail during 2022 - 23 (Quantity in Tonnes)

Sl. No.	From State ---->>> / To State ->	Chapter Code	Chapter Description	ODISHA	PUDUCHERRY	PUNJAB	RAJASTHAN	TAMIL NADU
	1	2	3	24	25	26	27	28
310	PUDUCHERRY	72	IRON & STEEL					26742.80
311	PUNJAB	07	EDIBLE VEGETABLES AND CERTAIN ROOTS AND TUBERS					
312		10	CEREALS			50969.00	34501.40	
313		15	ANIMAL OR VEGETABLE FATS & OILS & THEIR CLEAVAGE PRODUCTS; ANIMAL VEGETABLE WAXES					
314		23	RESIDUES AND WASTE FROM THE FOOD INDUSTRIES; PREPARED ANIMAL FODDER					
315		25	SALT; SULPHUR; EARTHS AND STONE; PLASTERING MATERIALS, LIME AND CEMENT			213232.10	2088363.80	
316		26	ORES, SLAG AND ASH					
317		27	MINERAL FUELS, MINERAL OILS & PRODUCTS; BITUMINOUS SUBSTANCES; MINERAL WAXES	6310573.20		72283.90		
318		28	INORGANIC CHEMICALS; COMPOUNDS OF PRECIOUS METALS, OR RARE-EARTH METALS, OF RADIO-ACTIVE ELEMENTS OR OF ISOTOPES.					
319		31	FERTILIZERS	2722.50		681000.40	595525.20	
320		44	WOOD & ARTICLES OF WOODS ; WOOD CHARCOAL					

Table V : Inter -State Movements of Goods on ITCHS Chapter by Rail during 2022 - 23 (Quantity in Tonnes)

Sl. No.	From State ---->>> / To State ->	Chapter Code	Chapter Description	ODISHA	PUDUCHERRY	PUNJAB	RAJASTHAN	TAMIL NADU
	1	2	3	24	25	26	27	28
321	PUNJAB	63	OTHER MADE UP TEXTILE ARTICLES; SETS; WORN TEXTILE ARTICLES; RAGS					
322		68	ARTICLES OF STONE, PLASTER, CEMENT, ASBESTOS, MICA OR SIMILAR MATERIALS			49556.70		
323		72	IRON & STEEL	555520.30				
324		73	ARTICLES OF IRON & STEEL			8636.90		
325		86	RAILWAY/TRAMWAY LOCOMOTIVES, TRUCKS ETC., EQUIPMENT AND PARTS THEREOF	250974.30		20106.00	758199.90	
326		87	ROAD VEHICLES AND PARTS					60032.90
327	RAJASTHAN	10	CEREALS			1858511.60		
328		15	ANIMAL OR VEGETABLE FATS & OILS & THEIR CLEAVAGE PRODUCTS; ANIMAL VEGETABLE WAXES					
329		22	BEVERAGES, SPIRITS AND VINEGAR				519108.00	
330		25	SALT; SULPHUR; EARTHS AND STONE; PLASTERING MATERIALS, LIME AND CEMENT			3224.00	2769106.20	
331		26	ORES, SLAG AND ASH			3973.80		

Table V : Inter -State Movements of Goods on ITCHS Chapter by Rail during 2022 - 23 (Quantity in Tonnes)

Sl. No.	From State ---->>> / To State ->	Chapter Code	Chapter Description	ODISHA	PUDUCHERRY	PUNJAB	RAJASTHAN	TAMIL NADU
	1	2	3	24	25	26	27	28
332	RAJASTHAN	27	MINERAL FUELS, MINERAL OILS & PRODUCTS; BITUMINOUS SUBSTANCES; MINERAL WAXES	1167802.10		10397.30	3802.70	
333		28	INORGANIC CHEMICALS; COMPOUNDS OF PRECIOUS METALS, OR RARE-EARTH METALS, OF RADIO-ACTIVE ELEMENTS OR OF ISOTOPES.					
334		31	FERTILIZERS			92594.00	543428.10	
335		44	WOOD & ARTICLES OF WOODS ; WOOD CHARCOAL					
336		68	ARTICLES OF STONE, PLASTER, CEMENT, ASBESTOS, MICA OR SIMILAR MATERIALS			155105.90	7555.10	
337		72	IRON & STEEL	159215.10				
338		73	ARTICLES OF IRON & STEEL	252.60			8116.70	
339		76	ALUMINIUM & ARTICLES THEREOF	8577.70				
340		84	NUCLEAR REACTORS, BOILERS, MACHINERY AND MECHANICAL APPLIANCES; PARTS THEREOF				1233.80	
341		86	RAILWAY/TRAMWAY LOCOMOTIVES, TRUCKS ETC., EQUIPMENT AND PARTS THEREOF	38582.50		471580.00	754510.30	3628.50
342		87	ROAD VEHICLES AND PARTS					25363.10

Table V : Inter -State Movements of Goods on ITCHS Chapter by Rail during 2022 - 23 (Quantity in Tonnes)

Sl. No.	From State ---->>> / To State ->	Chapter Code	Chapter Description	ODISHA	PUDUCHERRY	PUNJAB	RAJASTHAN	TAMIL NADU
	1	2	3	24	25	26	27	28
343	TAMIL NADU	07	EDIBLE VEGETABLES AND CERTAIN ROOTS AND TUBERS				2279.40	
344		10	CEREALS	172180.80		137299.30	468081.80	2586872.10
345		12	OIL SEEDS OLEAGINOUS FRUITS; MISC. GRAINS, SEEDS & FRUITS; INDUSTRIAL OR MEDICINAL PLANTS; STRAW & FODDER				7950.40	
346		15	ANIMAL OR VEGETABLE FATS & OILS & THEIR CLEAVAGE PRODUCTS; ANIMAL VEGETABLE WAXES					
347		17	SUGARS AND SUGAR CONFECTIONERY					
348		19	PREPARATIONS OF CEREALS, FLOUR , STARCH OR MIILK; PASTRY COOK' PRODUCTS					2512.40
349		22	BEVERAGES, SPIRITS AND VINEGAR					
350		23	RESIDUES AND WASTE FROM THE FOOD INDUSTRIES; PREPARED ANIMAL FODDER			6999.00	62634.10	
351		25	SALT; SULPHUR; EARTHS AND STONE; PLASTERING MATERIALS, LIME AND CEMENT					1950635.60
352		26	ORES, SLAG AND ASH	519483.80	201943.00			
353		27	MINERAL FUELS, MINERAL OILS & PRODUCTS; BITUMINOUS SUBSTANCES; MINERAL WAXES		7002245.70	15116.00		3433104.90

Table V : Inter -State Movements of Goods on ITCHS Chapter by Rail during 2022 - 23 (Quantity in Tonnes)

Sl. No.	From State ---->>> / To State ->	Chapter Code	Chapter Description	ODISHA	PUDUCHERRY	PUNJAB	RAJASTHAN	TAMIL NADU
	1	2	3	24	25	26	27	28
354	TAMIL NADU	28	INORGANIC CHEMICALS; COMPOUNDS OF PRECIOUS METALS, OR RARE-EARTH METALS, OF RADIO-ACTIVE ELEMENTS OR OF ISOTOPES.					5188.00
355		29	ORGANIC CHEMICALS					112047.40
356		31	FERTILIZERS	123861.40	19639.40			736783.20
357		38	MISCELLANEOUS CHEMICAL PRODUCTS					
358		44	WOOD & ARTICLES OF WOODS ; WOOD CHARCOAL					
359		63	OTHER MADE UP TEXTILE ARTICLES; SETS; WORN TEXTILE ARTICLES; RAGS					1249.10
360		68	ARTICLES OF STONE, PLASTER, CEMENT, ASBESTOS, MICA OR SIMILAR MATERIALS	54803.70				27980.80
361		72	IRON & STEEL	585025.30				240194.30
362		73	ARTICLES OF IRON & STEEL	1274.60				18597.10
363		84	NUCLEAR REACTORS, BOILERS, MACHINERY AND MECHANICAL APPLIANCES; PARTS THEREOF					2441.70
364		86	RAILWAY/TRAMWAY LOCOMOTIVES, TRUCKS ETC., EQUIPMENT AND PARTS THEREOF	48701.40		11720.00	129648.70	30144.40
365		87	ROAD VEHICLES AND PARTS			7350.00		

Table V : Inter -State Movements of Goods on ITCHS Chapter by Rail during 2022 - 23 (Quantity in Tonnes)

Sl. No.	From State ---->>> / To State -<	Chapter Code	Chapter Description	ODISHA	PUDUCHERRY	PUNJAB	RAJASTHAN	TAMIL NADU
	1	2	3	24	25	26	27	28
366	TELANGANA	10	CEREALS			23501.00	34768.70	
367		21	MISCELLANEOUS EDIBLE PREPARATIONS			192.00		
368		23	RESIDUES AND WASTE FROM THE FOOD INDUSTRIES; PREPARED ANIMAL FODDER					
369		25	SALT; SULPHUR; EARTHS AND STONE; PLASTERING MATERIALS, LIME AND CEMENT					7780.70
370		26	ORES, SLAG AND ASH	19697.20				
371		27	MINERAL FUELS, MINERAL OILS & PRODUCTS; BITUMINOUS SUBSTANCES; MINERAL WAXES	238295.30				358071.40
372		28	INORGANIC CHEMICALS; COMPOUNDS OF PRECIOUS METALS, OR RARE-EARTH METALS, OF RADIO-ACTIVE ELEMENTS OR OF ISOTOPES.					
373		31	FERTILIZERS	234524.60	22175.10		1322.70	247280.40
374		32	DYEING, TANNING COLOURING MATTER					
375		68	ARTICLES OF STONE, PLASTER, CEMENT, ASBESTOS, MICA OR SIMILAR MATERIALS					
376		72	IRON & STEEL	359320.90				
377		73	ARTICLES OF IRON & STEEL					

Table V : Inter -State Movements of Goods on ITCHS Chapter by Rail during 2022 - 23 (Quantity in Tonnes)

Sl. No.	From State ---->>> / To State ->	Chapter Code	Chapter Description	ODISHA	PUDUCHERRY	PUNJAB	RAJASTHAN	TAMIL NADU
	1	2	3	24	25	26	27	28
378	TELANGANA	84	NUCLEAR REACTORS, BOILERS, MACHINERY AND MECHANICAL APPLIANCES; PARTS THEREOF				3270.00	
379		86	RAILWAY/TRAMWAY LOCOMOTIVES, TRUCKS ETC., EQUIPMENT AND PARTS THEREOF	33822.90			97751.60	16372.40
380		87	ROAD VEHICLES AND PARTS			17217.20		300.00
381	TRIPURA	07	EDIBLE VEGETABLES AND CERTAIN ROOTS AND TUBERS			1574.50	3553.40	
382		09	COFFEE, TEA, MATE & SPICES				428.00	
383		10	CEREALS			288442.30	61.80	
384		11	PRODUCTS OF THE MILLING INDUSTRY; MALT; STARCHES; INSULIN; WHEAT GLUTEN				60.60	
385		12	OIL SEEDS OLEAGINOUS FRUITS; MISC. GRAINS, SEEDS & FRUITS; INDUSTRIAL OR MEDICINAL PLANTS; STRAW & FODDER				5883.10	
386		15	ANIMAL OR VEGETABLE FATS & OILS & THEIR CLEAVAGE PRODUCTS; ANIMAL VEGETABLE WAXES				18961.20	
387		17	SUGARS AND SUGAR CONFECTIONERY					
388		19	PREPARATIONS OF CEREALS, FLOUR , STARCH OR MIILK; PASTRY COOK' PRODUCTS					
389		21	MISCELLANEOUS EDIBLE PREPARATIONS				128.00	

Table V : Inter -State Movements of Goods on ITCHS Chapter by Rail during 2022 - 23 (Quantity in Tonnes)

Sl. No.	From State ---->>> / To State ->	Chapter Code	Chapter Description	ODISHA	PUDUCHERRY	PUNJAB	RAJASTHAN	TAMIL NADU
	1	2	3	24	25	26	27	28
390	TRIPURA	23	RESIDUES AND WASTE FROM THE FOOD INDUSTRIES; PREPARED ANIMAL FODDER				7988.50	
391		25	SALT; SULPHUR; EARTHS AND STONE; PLASTERING MATERIALS, LIME AND CEMENT	2650.80			1409.10	1875.00
392		27	MINERAL FUELS, MINERAL OILS & PRODUCTS; BITUMINOUS SUBSTANCES; MINERAL WAXES					
393		31	FERTILIZERS	692.80			2571.00	
394		32	DYEING, TANNING COLOURING MATTER				47.60	
395		34	SOAP & OTHER SIMILAR PREPARATIONS; POLISHES & CREAMS ; CANDLES AND THE LIKE, DENTAL WAXES & PREPARATIONS				118.00	
396		44	WOOD & ARTICLES OF WOODS ; WOOD CHARCOAL					
397		68	ARTICLES OF STONE, PLASTER, CEMENT, ASBESTOS, MICA OR SIMILAR MATERIALS				614.40	
398		73	ARTICLES OF IRON & STEEL					
399		86	RAILWAY/TRAMWAY LOCOMOTIVES, TRUCKS ETC., EQUIPMENT AND PARTS THEREOF					
400		87	ROAD VEHICLES AND PARTS					

Table V : Inter -State Movements of Goods on ITCHS Chapter by Rail during 2022 - 23 (Quantity in Tonnes)

Sl. No.	From State ---->>> / To State ->	Chapter Code	Chapter Description	ODISHA	PUDUCHERRY	PUNJAB	RAJASTHAN	TAMIL NADU
	1	2	3	24	25	26	27	28
401	UTTAR PRADESH	06	LIVE TREES & OTHER PLANTS; BULBS; ROOTS & THE LIKE; CUT FLOWERS & ORNAMENTAL FOLIAGE					
402		07	EDIBLE VEGETABLES AND CERTAIN ROOTS AND TUBERS				1682.60	
403		10	CEREALS			7823427.60	36815.20	
404		15	ANIMAL OR VEGETABLE FATS & OILS & THEIR CLEAVAGE PRODUCTS; ANIMAL VEGETABLE WAXES					
405		17	SUGARS AND SUGAR CONFECTIONERY					
406		25	SALT; SULPHUR; EARTHS AND STONE; PLASTERING MATERIALS, LIME AND CEMENT	477478.00		226140.40	10665957.20	
407		26	ORES, SLAG AND ASH	712840.20				
408		27	MINERAL FUELS, MINERAL OILS & PRODUCTS; BITUMINOUS SUBSTANCES; MINERAL WAXES	2668856.80		45245.40		14539.20
409		28	INORGANIC CHEMICALS; COMPOUNDS OF PRECIOUS METALS, OR RARE-EARTH METALS, OF RADIO-ACTIVE ELEMENTS OR OF ISOTOPES.	73300.20				21674.00
410		31	FERTILIZERS	760721.60			810783.70	
411		32	DYEING, TANNING COLOURING MATTER					

Table V : Inter -State Movements of Goods on ITCHS Chapter by Rail during 2022 - 23 (Quantity in Tonnes)

Sl. No.	From State ---->>> / To State ->	Chapter Code	Chapter Description	ODISHA	PUDUCHERRY	PUNJAB	RAJASTHAN	TAMIL NADU
	1	2	3	24	25	26	27	28
412	UTTAR PRADESH	44	WOOD & ARTICLES OF WOODS ; WOOD CHARCOAL					
413		63	OTHER MADE UP TEXTILE ARTICLES; SETS; WORN TEXTILE ARTICLES; RAGS					
414		68	ARTICLES OF STONE, PLASTER, CEMENT, ASBESTOS, MICA OR SIMILAR MATERIALS			224649.00		
415		72	IRON & STEEL	1928262.70				1396.60
416		73	ARTICLES OF IRON & STEEL	28571.20		40.00		
417		86	RAILWAY/TRAMWAY LOCOMOTIVES, TRUCKS ETC., EQUIPMENT AND PARTS THEREOF	272509.80		4071.00	1718173.40	7953.60
418		87	ROAD VEHICLES AND PARTS			55568.80		6891.70
419	UTTARAKHAND	10	CEREALS			73323.90		
420		15	ANIMAL OR VEGETABLE FATS & OILS & THEIR CLEAVAGE PRODUCTS; ANIMAL VEGETABLE WAXES					
421		17	SUGARS AND SUGAR CONFECTIONERY					
422		25	SALT; SULPHUR; EARTHS AND STONE; PLASTERING MATERIALS, LIME AND CEMENT	5345.10		242415.40	514863.80	

Table V : Inter -State Movements of Goods on ITCHS Chapter by Rail during 2022 - 23 (Quantity in Tonnes)

Sl. No.	From State ---->>> / To State ->	Chapter Code	Chapter Description	ODISHA	PUDUCHERRY	PUNJAB	RAJASTHAN	TAMIL NADU
	1	2	3	24	25	26	27	28
423	UTTARAKHAND	27	MINERAL FUELS, MINERAL OILS & PRODUCTS; BITUMINOUS SUBSTANCES; MINERAL WAXES					
424		31	FERTILIZERS				19266.50	
425		44	WOOD & ARTICLES OF WOODS ; WOOD CHARCOAL					
426		68	ARTICLES OF STONE, PLASTER, CEMENT, ASBESTOS, MICA OR SIMILAR MATERIALS					
427		72	IRON & STEEL					
428		73	ARTICLES OF IRON & STEEL					
429		86	RAILWAY/TRAMWAY LOCOMOTIVES, TRUCKS ETC., EQUIPMENT AND PARTS THEREOF	57835.50			238696.70	
430	WEST BENGAL	04	DAIRY PRODUCE; BIRDS' EGGS; NATURAL HOENEY; EDIBLE PRODUCTS OF ANIMAL ORIGIN N.E.S.					
431		06	LIVE TREES & OTHER PLANTS; BULBS; ROOTS & THE LIKE; CUT FLOWERS & ORNAMENTAL FOLIAGE					
432		07	EDIBLE VEGETABLES AND CERTAIN ROOTS AND TUBERS					

Table V : Inter -State Movements of Goods on ITCHS Chapter by Rail during 2022 - 23 (Quantity in Tonnes)

Sl. No.	From State ---->>> / To State ->	Chapter Code	Chapter Description	ODISHA	PUDUCHERRY	PUNJAB	RAJASTHAN	TAMIL NADU
1		2	3	24	25	26	27	28
433	WEST BENGAL	10	CEREALS	307789.10		1268550.60	41819.00	
434		12	OIL SEEDS OLEAGINOUS FRUITS; MISC. GRAINS, SEEDS & FRUITS; INDUSTRIAL OR MEDICINAL PLANTS; STRAW & FODDER					
435		15	ANIMAL OR VEGETABLE FATS & OILS & THEIR CLEAVAGE PRODUCTS; ANIMAL VEGETABLE WAXES				28821.20	
436		17	SUGARS AND SUGAR CONFECTIONERY					
437		19	PREPARATIONS OF CEREALS, FLOUR , STARCH OR MIILK; PASTRY COOK' PRODUCTS					
438		20	PREPARATIONS OF VEGETABLES, FRUITS, NUTS OR OTHER PARTS OF PLANTS					
439		21	MISCELLANEOUS EDIBLE PREPARATIONS					
440		22	BEVERAGES, SPIRITS AND VINEGAR					
441		23	RESIDUES AND WASTE FROM THE FOOD INDUSTRIES; PREPARED ANIMAL FODDER				22463.90	
442		25	SALT; SULPHUR; EARTHS AND STONE; PLASTERING MATERIALS, LIME AND CEMENT	3265037.10			554894.30	

Table V : Inter -State Movements of Goods on ITCHS Chapter by Rail during 2022 - 23 (Quantity in Tonnes)

Sl. No.	From State ---->>> / To State ->	Chapter Code	Chapter Description	ODISHA	PUDUCHERRY	PUNJAB	RAJASTHAN	TAMIL NADU
	1	2	3	24	25	26	27	28
443	WEST BENGAL	26	ORES, SLAG AND ASH	20647168.80				
444		27	MINERAL FUELS, MINERAL OILS & PRODUCTS; BITUMINOUS SUBSTANCES; MINERAL WAXES	19526638.10		61807.20		13796.60
445		28	INORGANIC CHEMICALS; COMPOUNDS OF PRECIOUS METALS, OR RARE-EARTH METALS, OF RADIO-ACTIVE ELEMENTS OR OF ISOTOPES.					
446		31	FERTILIZERS	419806.20			51617.80	35430.70
447		32	DYEING, TANNING COLOURING MATTER				10308.40	
448		34	SOAP & OTHER SIMILAR PREPARATIONS; POLISHES & CREAMS ; CANDLES AND THE LIKE, DENTAL WAXES & PREPARATIONS					
449		38	MISCELLANEOUS CHEMICAL PRODUCTS					
450		39	PLASTICS AND ARTICLES THEREOF					
451		44	WOOD & ARTICLES OF WOODS ; WOOD CHARCOAL	60681.60				51017.60

Table V : Inter -State Movements of Goods on ITCHS Chapter by Rail during 2022 - 23 (Quantity in Tonnes)

Sl. No.	From State ---->>> / To State ->	Chapter Code	Chapter Description	ODISHA	PUDUCHERRY	PUNJAB	RAJASTHAN	TAMIL NADU
	1	2	3	24	25	26	27	28
452	WEST BENGAL	47	PULP OF WOOD OR OF OTHER MATERIALS; WASTE AND SCRAP OF PAPER OR PAPERBOARD					
453		48	PAPER AND PAPERBOARD; ARTICLES OF PAPER PULP, OF PAPER AND PAPERBOARD					
454		52	COTTON					
455		68	ARTICLES OF STONE, PLASTER, CEMENT, ASBESTOS, MICA OR SIMILAR MATERIALS	299567.10				
456		72	IRON & STEEL	1484101.60				
457		73	ARTICLES OF IRON & STEEL	3678.70				
458		76	ALUMINIUM & ARTICLES THEREOF	29178.80				
459		84	NUCLEAR REACTORS, BOILERS, MACHINERY AND MECHANICAL APPLIANCES; PARTS THEREOF			149.50		
460		86	RAILWAY/TRAMWAY LOCOMOTIVES, TRUCKS ETC., EQUIPMENT AND PARTS THEREOF	360663.20		5020.50	811621.60	
461		87	ROAD VEHICLES AND PARTS			10690.40		4892.30
462		99	MISCELLANEOUS GOODS				7729.40	
	Grand Total ---->>			311373435.50	7306862.00	32847827.40	51105086.80	20542426.10

Table V : Inter -State Movements of Goods on ITCHS Chapter by Rail during 2022 - 23 (Quantity in Tonnes)

Sl. No.	From State ---->>> / To State ->	Chapter Code	Chapter Description	TELANGANA	TRIPURA	UTTAR PRADESH	UTTARAKHAND	WEST BENGAL	Grand Total
1	1	2	3	29	30	31	32	33	34
1	ANDHRA PRADESH	10	CEREALS	27870.40		173511.20		31350.30	4640374.90
2		12	OIL SEEDS OLEAGINOUS FRUITS; MISC. GRAINS, SEEDS & FRUITS; INDUSTRIAL OR MEDICINAL PLANTS; STRAW & FODDER						1934.00
3		17	SUGARS AND SUGAR CONFECTIONERY			91157.80			895092.70
4		23	RESIDUES AND WASTE FROM THE FOOD INDUSTRIES; PREPARED ANIMAL FODDER	2539.00					130120.50
5		25	SALT; SULPHUR; EARTHS AND STONE; PLASTERING MATERIALS, LIME AND CEMENT	1998541.40					6205586.70
6		26	ORES, SLAG AND ASH					3854.90	20727301.20
7		27	MINERAL FUELS, MINERAL OILS & PRODUCTS; BITUMINOUS SUBSTANCES; MINERAL WAXES	7833502.30		81545.50		577668.00	38439738.30
8		28	INORGANIC CHEMICALS; COMPOUNDS OF PRECIOUS METALS, OR RARE-EARTH METALS, OF RADIO-ACTIVE ELEMENTS OR OF ISOTOPES.						1135261.80
9		31	FERTILIZERS	154099.10					2876992.10
10		44	WOOD & ARTICLES OF WOODS ; WOOD CHARCOAL						183.00

Table V : Inter -State Movements of Goods on ITCHS Chapter by Rail during 2022 - 23 (Quantity in Tonnes)

Sl. No.	From State ---->>> / To State ->	Chapter Code	Chapter Description	TELANGANA	TRIPURA	UTTAR PRADESH	UTTARAKHAND	WEST BENGAL	Grand Total
	1	2	3	29	30	31	32	33	34
11	ANDHRA PRADESH	68	ARTICLES OF STONE, PLASTER, CEMENT, ASBESTOS, MICA OR SIMILAR MATERIALS	1749.60					267851.70
12		72	IRON & STEEL					35895.90	944592.90
13		73	ARTICLES OF IRON & STEEL	2258.30				88280.80	188344.80
14		76	ALUMINIUM & ARTICLES THEREOF						74352.20
15		86	RAILWAY/TRAMWAY LOCOMOTIVES, TRUCKS ETC., EQUIPMENT AND PARTS THEREOF	108467.40				8423.20	2206523.00
16		87	ROAD VEHICLES AND PARTS						31271.90
17	ARUNACHAL PRADESH	10	CEREALS				1335.00		21179.00
18		27	MINERAL FUELS, MINERAL OILS & PRODUCTS; BITUMINOUS SUBSTANCES; MINERAL WAXES						184477.90
19		44	WOOD & ARTICLES OF WOODS ; WOOD CHARCOAL						3359.80
20	ASSAM	04	DAIRY PRODUCE; BIRDS' EGGS; NATURAL HOENEY; EDIBLE PRODUCTS OF ANIMAL ORIGIN N.E.S.						56073.10
21		06	LIVE TREES & OTHER PLANTS; BULBS; ROOTS & THE LIKE; CUT FLOWERS & ORNAMENTAL FOLIAGE						845.00
22		07	EDIBLE VEGETABLES AND CERTAIN ROOTS AND TUBERS			64233.20		36039.30	237270.40

Table V : Inter -State Movements of Goods on ITCHS Chapter by Rail during 2022 - 23 (Quantity in Tonnes)

Sl. No.	From State ---->>> / To State ->	Chapter Code	Chapter Description	TELANGANA	TRIPURA	UTTAR PRADESH	UTTARAKHAND	WEST BENGAL	Grand Total
	1	2	3	29	30	31	32	33	34
23	ASSAM	08	EDIBLE FRUIT & NUTS; PEEL OF CITRUS FRUIT OR MELONS						7884.80
24		09	COFFEE, TEA, MATE & SPICES						3161.30
25		10	CEREALS			260844.40	172522.00	19454.90	3863893.50
26		11	PRODUCTS OF THE MILLING INDUSTRY; MALT; STARCHES; INSULIN; WHEAT GLUTEN			1960.30			2876.00
27		12	OIL SEEDS OLEAGINOUS FRUITS; MISC. GRAINS, SEEDS & FRUITS; INDUSTRIAL OR MEDICINAL PLANTS; STRAW & FODDER			3131.30			5194.30
28		15	ANIMAL OR VEGETABLE FATS & OILS & THEIR CLEAVAGE PRODUCTS; ANIMAL VEGETABLE WAXES			15792.10		132083.00	310155.00
29		17	SUGARS AND SUGAR CONFECTIONERY			11391.30	178.40		599942.70
30		19	PREPARATIONS OF CEREALS, FLOUR , STARCH OR MIILK; PASTRY COOK' PRODUCTS			930.00		12.80	14612.10
31		20	PREPARATIONS OF VEGETABLES, FRUITS, NUTS OR OTHER PARTS OF PLANTS						1757.40
32		21	MISCELLANEOUS EDIBLE PREPARATIONS			887.00			32555.50
33		22	BEVERAGES, SPIRITS AND VINEGAR			2371.40			42948.90

Table V : Inter -State Movements of Goods on ITCHS Chapter by Rail during 2022 - 23 (Quantity in Tonnes)

Sl. No.	From State ---->>> / To State ->	Chapter Code	Chapter Description	TELANGANA	TRIPURA	UTTAR PRADESH	UTTARAKHAND	WEST BENGAL	Grand Total
	1	2	3	29	30	31	32	33	34
34	ASSAM	23	RESIDUES AND WASTE FROM THE FOOD INDUSTRIES; PREPARED ANIMAL FODDER			3227.90			27697.00
35		25	SALT; SULPHUR; EARTHS AND STONE; PLASTERING MATERIALS, LIME AND CEMENT	44765.50	631.00	121.00		1636133.40	3902638.50
36		26	ORES, SLAG AND ASH					18119.40	19374.90
37		27	MINERAL FUELS, MINERAL OILS & PRODUCTS; BITUMINOUS SUBSTANCES; MINERAL WAXES			24362.80		1999083.80	5568543.60
38		28	INORGANIC CHEMICALS; COMPOUNDS OF PRECIOUS METALS, OR RARE-EARTH METALS, OF RADIO-ACTIVE ELEMENTS OR OF ISOTOPES.			634.00			8792.50
39		31	FERTILIZERS			88952.00		159304.50	626532.90
40		32	DYEING, TANNING COLOURING MATTER						37077.20
41		34	SOAP & OTHER SIMILAR PREPARATIONS; POLISHES & CREAMS ; CANDLES AND THE LIKE, DENTAL WAXES & PREPARATIONS			2653.60			7239.10
42		38	MISCELLANEOUS CHEMICAL PRODUCTS						3435.10
43		39	PLASTICS AND ARTICLES THEREOF						9836.20
44		44	WOOD & ARTICLES OF WOODS ; WOOD CHARCOAL						23864.40

Table V : Inter -State Movements of Goods on ITCHS Chapter by Rail during 2022 - 23 (Quantity in Tonnes)

Sl. No.	From State ---->>> / To State ->	Chapter Code	Chapter Description	TELANGANA	TRIPURA	UTTAR PRADESH	UTTARAKHAND	WEST BENGAL	Grand Total
	1	2	3	29	30	31	32	33	34
45	ASSAM	47	PULP OF WOOD OR OF OTHER MATERIALS; WASTE AND SCRAP OF PAPER OR PAPERBOARD						627.40
46		48	PAPER AND PAPERBOARD; ARTICLES OF PAPER PULP, OF PAPER AND PAPERBOARD						16165.10
47		52	COTTON						19554.70
48		68	ARTICLES OF STONE, PLASTER, CEMENT, ASBESTOS, MICA OR SIMILAR MATERIALS			82180.80		783164.90	2381036.10
49		69	CERAMIC PRODUCTS						847.80
50		72	IRON & STEEL					97342.60	558868.70
51		73	ARTICLES OF IRON & STEEL					5809.00	231638.90
52		84	NUCLEAR REACTORS, BOILERS, MACHINERY AND MECHANICAL APPLIANCES; PARTS THEREOF						1315.30
53		86	RAILWAY/TRAMWAY LOCOMOTIVES, TRUCKS ETC., EQUIPMENT AND PARTS THEREOF		170.00	2627.80		136516.40	768037.70
54		87	ROAD VEHICLES AND PARTS	3587.30		245.70	16091.00		128713.90
55		99	MISCELLANEOUS GOODS						987385.30

Table V : Inter -State Movements of Goods on ITCHS Chapter by Rail during 2022 - 23 (Quantity in Tonnes)

Sl. No.	From State ---->>> / To State ->	Chapter Code	Chapter Description	TELANGANA	TRIPURA	UTTAR PRADESH	UTTARAKHAND	WEST BENGAL	Grand Total
	1	2	3	29	30	31	32	33	34
56	BIHAR	07	EDIBLE VEGETABLES AND CERTAIN ROOTS AND TUBERS						493900.30
57		10	CEREALS	61714.00		51031.60	10701.00	4865.50	8071643.80
58		12	OIL SEEDS OLEAGINOUS FRUITS; MISC. GRAINS, SEEDS & FRUITS; INDUSTRIAL OR MEDICINAL PLANTS; STRAW & FODDER						496.00
59		15	ANIMAL OR VEGETABLE FATS & OILS & THEIR CLEAVAGE PRODUCTS; ANIMAL VEGETABLE WAXES					62992.40	92303.80
60		17	SUGARS AND SUGAR CONFECTIONERY	5385.00		167686.80	15431.00		604592.80
61		23	RESIDUES AND WASTE FROM THE FOOD INDUSTRIES; PREPARED ANIMAL FODDER						79270.60
62		25	SALT; SULPHUR; EARTHS AND STONE; PLASTERING MATERIALS, LIME AND CEMENT	119201.90		976945.30		2420571.80	22584018.60
63		26	ORES, SLAG AND ASH					316646.00	1024708.70
64		27	MINERAL FUELS, MINERAL OILS & PRODUCTS; BITUMINOUS SUBSTANCES; MINERAL WAXES			2461787.50		4971900.50	36962981.20
65		28	INORGANIC CHEMICALS; COMPOUNDS OF PRECIOUS METALS, OR RARE-EARTH METALS, OF RADIO-ACTIVE ELEMENTS OR OF ISOTOPES.						29134.30
66		31	FERTILIZERS			1088999.10		576489.10	4038091.30

Table V : Inter -State Movements of Goods on ITCHS Chapter by Rail during 2022 - 23 (Quantity in Tonnes)

Sl. No.	From State ---->>> / To State ->	Chapter Code	Chapter Description	TELANGANA	TRIPURA	UTTAR PRADESH	UTTARAKHAND	WEST BENGAL	Grand Total
	1	2	3	29	30	31	32	33	34
67	BIHAR	32	DYEING, TANNING COLOURING MATTER						4010.00
68		39	PLASTICS AND ARTICLES THEREOF						1.00
69		44	WOOD & ARTICLES OF WOODS ; WOOD CHARCOAL						804.40
70		52	COTTON						2510.40
71		54	MAN-MADE FILAMENTS						9.60
72		63	OTHER MADE UP TEXTILE ARTICLES; SETS; WORN TEXTILE ARTICLES; RAGS					50610.40	51826.40
73		68	ARTICLES OF STONE, PLASTER, CEMENT, ASBESTOS, MICA OR SIMILAR MATERIALS			290978.90	870.00	1295757.20	12242647.50
74		72	IRON & STEEL					392472.00	1325463.30
75		73	ARTICLES OF IRON & STEEL			11386.50		13284.00	204898.50
76		84	NUCLEAR REACTORS, BOILERS, MACHINERY AND MECHANICAL APPLIANCES; PARTS THEREOF						224.00
77		86	RAILWAY/TRAMWAY LOCOMOTIVES, TRUCKS ETC., EQUIPMENT AND PARTS THEREOF					371996.20	1371234.00
78		87	ROAD VEHICLES AND PARTS				6093.70		83240.20
79		99	MISCELLANEOUS GOODS						3352.60

Table V : Inter -State Movements of Goods on ITCHS Chapter by Rail during 2022 - 23 (Quantity in Tonnes)

Sl. No.	From State ---->>> / To State ->	Chapter Code	Chapter Description	TELANGANA	TRIPURA	UTTAR PRADESH	UTTARAKHAND	WEST BENGAL	Grand Total
	1	2	3	29	30	31	32	33	34
80	CHANDIGARH	25	SALT; SULPHUR; EARTHS AND STONE; PLASTERING MATERIALS, LIME AND CEMENT						140268.40
81		27	MINERAL FUELS, MINERAL OILS & PRODUCTS; BITUMINOUS SUBSTANCES; MINERAL WAXES						64526.50
82		31	FERTILIZERS			11831.40			61170.30
83		72	IRON & STEEL					24481.40	389693.80
84		73	ARTICLES OF IRON & STEEL					1030.80	6089.80
85		87	ROAD VEHICLES AND PARTS						4575.00
86	CHHATTISGARH	10	CEREALS						103135.00
87		12	OIL SEEDS OLEAGINOUS FRUITS; MISC. GRAINS, SEEDS & FRUITS; INDUSTRIAL OR MEDICINAL PLANTS; STRAW & FODDER						5261.00
88		15	ANIMAL OR VEGETABLE FATS & OILS & THEIR CLEAVAGE PRODUCTS; ANIMAL VEGETABLE WAXES					15486.30	19969.00
89		22	BEVERAGES, SPIRITS AND VINEGAR			2768.60			6390.00
90		25	SALT; SULPHUR; EARTHS AND STONE; PLASTERING MATERIALS, LIME AND CEMENT	8250.00				185435.10	7305647.40
91		26	ORES, SLAG AND ASH					122829.80	23137589.30

Table V : Inter -State Movements of Goods on ITCHS Chapter by Rail during 2022 - 23 (Quantity in Tonnes)

Sl. No.	From State ---->>> / To State ->	Chapter Code	Chapter Description	TELANGANA	TRIPURA	UTTAR PRADESH	UTTARAKHAND	WEST BENGAL	Grand Total
	1	2	3	29	30	31	32	33	34
92	CHHATTISGARH	27	MINERAL FUELS, MINERAL OILS & PRODUCTS; BITUMINOUS SUBSTANCES; MINERAL WAXES	39584.90		728796.00		800025.20	57648505.90
93		28	INORGANIC CHEMICALS; COMPOUNDS OF PRECIOUS METALS, OR RARE-EARTH METALS, OF RADIO-ACTIVE ELEMENTS OR OF ISOTOPES.						1002848.40
94		31	FERTILIZERS	17550.70		194170.20			1730664.00
95		44	WOOD & ARTICLES OF WOODS ; WOOD CHARCOAL						8364.90
96		63	OTHER MADE UP TEXTILE ARTICLES; SETS; WORN TEXTILE ARTICLES; RAGS					51709.20	51709.20
97		68	ARTICLES OF STONE, PLASTER, CEMENT, ASBESTOS, MICA OR SIMILAR MATERIALS						525378.00
98		72	IRON & STEEL					201109.60	1129163.60
99		73	ARTICLES OF IRON & STEEL					42933.20	83367.90
100		76	ALUMINIUM & ARTICLES THEREOF						33620.20
101		84	NUCLEAR REACTORS, BOILERS, MACHINERY AND MECHANICAL APPLIANCES; PARTS THEREOF						266.00
102		86	RAILWAY/TRAMWAY LOCOMOTIVES, TRUCKS ETC., EQUIPMENT AND PARTS THEREOF	1160.10	225.00	225.00		71347.20	327643.90
103		87	ROAD VEHICLES AND PARTS	106.30			250.00		17123.50

Table V : Inter -State Movements of Goods on ITCHS Chapter by Rail during 2022 - 23 (Quantity in Tonnes)

Sl. No.	From State ---->>> / To State ->	Chapter Code	Chapter Description	TELANGANA	TRIPURA	UTTAR PRADESH	UTTARAKHAND	WEST BENGAL	Grand Total
	1	2	3	29	30	31	32	33	34
104	DELHI	07	EDIBLE VEGETABLES AND CERTAIN ROOTS AND TUBERS						24219.60
105		08	EDIBLE FRUIT & NUTS; PEEL OF CITRUS FRUIT OR MELONS						42891.00
106		10	CEREALS			2701.50			114051.40
107		15	ANIMAL OR VEGETABLE FATS & OILS & THEIR CLEAVAGE PRODUCTS; ANIMAL VEGETABLE WAXES						107300.20
108		17	SUGARS AND SUGAR CONFECTIONERY						2655.60
109		23	RESIDUES AND WASTE FROM THE FOOD INDUSTRIES; PREPARED ANIMAL FODDER						994.00
110		25	SALT; SULPHUR; EARTHS AND STONE; PLASTERING MATERIALS, LIME AND CEMENT			21100.00	7340.40		771557.90
111		27	MINERAL FUELS, MINERAL OILS & PRODUCTS; BITUMINOUS SUBSTANCES; MINERAL WAXES						310279.10
112		28	INORGANIC CHEMICALS; COMPOUNDS OF PRECIOUS METALS, OR RARE-EARTH METALS, OF RADIO-ACTIVE ELEMENTS OR OF ISOTOPES.						10742.00
113		44	WOOD & ARTICLES OF WOODS ; WOOD CHARCOAL						4913.50
114		68	ARTICLES OF STONE, PLASTER, CEMENT, ASBESTOS, MICA OR SIMILAR MATERIALS						13247.50

Table V : Inter -State Movements of Goods on ITCHS Chapter by Rail during 2022 - 23 (Quantity in Tonnes)

Sl. No.	From State ---->>> / To State ->	Chapter Code	Chapter Description	TELANGANA	TRIPURA	UTTAR PRADESH	UTTARAKHAND	WEST BENGAL	Grand Total
	1	2	3	29	30	31	32	33	34
115	DELHI	72	IRON & STEEL			421.00		91931.80	417940.90
116		73	ARTICLES OF IRON & STEEL			1115.70		1087.90	14469.60
117		86	RAILWAY/TRAMWAY LOCOMOTIVES, TRUCKS ETC., EQUIPMENT AND PARTS THEREOF	18918.60		23805.00	6137.10	19776.80	2303359.30
118		87	ROAD VEHICLES AND PARTS						52186.90
119	GOA	10	CEREALS						70729.90
120		25	SALT; SULPHUR; EARTHS AND STONE; PLASTERING MATERIALS, LIME AND CEMENT						524629.00
121		26	ORES, SLAG AND ASH						842105.60
122		72	IRON & STEEL						792199.00
123		73	ARTICLES OF IRON & STEEL						2818.20
124		86	RAILWAY/TRAMWAY LOCOMOTIVES, TRUCKS ETC., EQUIPMENT AND PARTS THEREOF						167481.60
125	GUJARAT	07	EDIBLE VEGETABLES AND CERTAIN ROOTS AND TUBERS						2494.00
126		10	CEREALS			576839.00	10772.70	2614.30	5241473.30

Table V : Inter -State Movements of Goods on ITCHS Chapter by Rail during 2022 - 23 (Quantity in Tonnes)

Sl. No.	From State ---->>> / To State ->	Chapter Code	Chapter Description	TELANGANA	TRIPURA	UTTAR PRADESH	UTTARAKHAND	WEST BENGAL	Grand Total
	1	2	3	29	30	31	32	33	34
127	GUJARAT	11	PRODUCTS OF THE MILLING INDUSTRY; MALT; STARCHES; INSULIN; WHEAT GLUTEN						1335.00
128		15	ANIMAL OR VEGETABLE FATS & OILS & THEIR CLEAVAGE PRODUCTS; ANIMAL VEGETABLE WAXES						2677.80
129		17	SUGARS AND SUGAR CONFECTIONERY			581209.00	31645.20		1259666.30
130		23	RESIDUES AND WASTE FROM THE FOOD INDUSTRIES; PREPARED ANIMAL FODDER			9645.70			179676.20
131		25	SALT; SULPHUR; EARTHS AND STONE; PLASTERING MATERIALS, LIME AND CEMENT	8162.50					5743778.40
132		26	ORES, SLAG AND ASH						256741.60
133		27	MINERAL FUELS, MINERAL OILS & PRODUCTS; BITUMINOUS SUBSTANCES; MINERAL WAXES	4083.60		883528.30		258893.70	21167562.20
134		28	INORGANIC CHEMICALS; COMPOUNDS OF PRECIOUS METALS, OR RARE-EARTH METALS, OF RADIO-ACTIVE ELEMENTS OR OF ISOTOPES.						29113.20
135		31	FERTILIZERS						2609925.90
136		38	MISCELLANEOUS CHEMICAL PRODUCTS						2669.50
137		44	WOOD & ARTICLES OF WOODS ; WOOD CHARCOAL						2253.00
138		68	ARTICLES OF STONE, PLASTER, CEMENT, ASBESTOS, MICA OR SIMILAR MATERIALS			15813.90			86086.80

Table V : Inter -State Movements of Goods on ITCHS Chapter by Rail during 2022 - 23 (Quantity in Tonnes)

Sl. No.	From State ---->>> / To State ->	Chapter Code	Chapter Description	TELANGANA	TRIPURA	UTTAR PRADESH	UTTARAKHAND	WEST BENGAL	Grand Total
	1	2	3	29	30	31	32	33	34
139	GUJARAT	72	IRON & STEEL					8209.10	2000061.30
140		73	ARTICLES OF IRON & STEEL					54044.40	162147.10
141		84	NUCLEAR REACTORS, BOILERS, MACHINERY AND MECHANICAL APPLIANCES; PARTS THEREOF			255.00			255.00
142		86	RAILWAY/TRAMWAY LOCOMOTIVES, TRUCKS ETC., EQUIPMENT AND PARTS THEREOF	13675.70	225.00	652510.90	161984.70	217114.10	19877249.70
143		87	ROAD VEHICLES AND PARTS			1020.00	296.00		50470.20
144	HARYANA	07	EDIBLE VEGETABLES AND CERTAIN ROOTS AND TUBERS						1357.00
145		10	CEREALS						229654.10
146		15	ANIMAL OR VEGETABLE FATS & OILS & THEIR CLEAVAGE PRODUCTS; ANIMAL VEGETABLE WAXES						150566.60
147		23	RESIDUES AND WASTE FROM THE FOOD INDUSTRIES; PREPARED ANIMAL FODDER						4980.00
148		25	SALT; SULPHUR; EARTHS AND STONE; PLASTERING MATERIALS, LIME AND CEMENT			84605.80	8286.90		7227038.60
149		27	MINERAL FUELS, MINERAL OILS & PRODUCTS; BITUMINOUS SUBSTANCES; MINERAL WAXES	171244.90		3276887.90		1950170.90	24365071.70

Table V : Inter -State Movements of Goods on ITCHS Chapter by Rail during 2022 - 23 (Quantity in Tonnes)

Sl. No.	From State ---->>> / To State ->	Chapter Code	Chapter Description	TELANGANA	TRIPURA	UTTAR PRADESH	UTTARAKHAND	WEST BENGAL	Grand Total
	1	2	3	29	30	31	32	33	34
150	HARYANA	28	INORGANIC CHEMICALS; COMPOUNDS OF PRECIOUS METALS, OR RARE-EARTH METALS, OF RADIO-ACTIVE ELEMENTS OR OF ISOTOPES.						2813.80
151		31	FERTILIZERS			501088.20		15208.00	2859628.60
152		38	MISCELLANEOUS CHEMICAL PRODUCTS						7945.40
153		44	WOOD & ARTICLES OF WOODS ; WOOD CHARCOAL						558.00
154		63	OTHER MADE UP TEXTILE ARTICLES; SETS; WORN TEXTILE ARTICLES; RAGS					65499.20	68006.10
155		68	ARTICLES OF STONE, PLASTER, CEMENT, ASBESTOS, MICA OR SIMILAR MATERIALS				4691.60		125015.90
156		72	IRON & STEEL					105109.60	4869353.10
157		73	ARTICLES OF IRON & STEEL			5878.30		51891.20	145941.50
158		84	NUCLEAR REACTORS, BOILERS, MACHINERY AND MECHANICAL APPLIANCES; PARTS THEREOF						1159.00
159		86	RAILWAY/TRAMWAY LOCOMOTIVES, TRUCKS ETC., EQUIPMENT AND PARTS THEREOF			137892.90	36646.80	17649.30	11920875.90
160		87	ROAD VEHICLES AND PARTS						259140.50

Table V : Inter -State Movements of Goods on ITCHS Chapter by Rail during 2022 - 23 (Quantity in Tonnes)

Sl. No.	From State ---->>> / To State ->	Chapter Code	Chapter Description	TELANGANA	TRIPURA	UTTAR PRADESH	UTTARAKHAND	WEST BENGAL	Grand Total
	1	2	3	29	30	31	32	33	34
161	HIMACHAL PRADESH	25	SALT; SULPHUR; EARTHS AND STONE; PLASTERING MATERIALS, LIME AND CEMENT						9672.00
162	JAMMU AND KASHMIR	06	LIVE TREES & OTHER PLANTS; BULBS; ROOTS & THE LIKE; CUT FLOWERS & ORNAMENTAL FOLIAGE						410.00
163		07	EDIBLE VEGETABLES AND CERTAIN ROOTS AND TUBERS						28151.50
164		10	CEREALS						287386.70
165		25	SALT; SULPHUR; EARTHS AND STONE; PLASTERING MATERIALS, LIME AND CEMENT						1970067.10
166		27	MINERAL FUELS, MINERAL OILS & PRODUCTS; BITUMINOUS SUBSTANCES; MINERAL WAXES			226172.50			1289516.30
167		31	FERTILIZERS			55789.80			219070.80
168		73	ARTICLES OF IRON & STEEL						4854.10
169		87	ROAD VEHICLES AND PARTS			13.00			391.00
170	JHARKHAND	07	EDIBLE VEGETABLES AND CERTAIN ROOTS AND TUBERS						850.50
171		10	CEREALS	669069.80		1357.50			2488458.10

Table V : Inter -State Movements of Goods on ITCHS Chapter by Rail during 2022 - 23 (Quantity in Tonnes)

Sl. No.	From State ---->>> / To State ->	Chapter Code	Chapter Description	TELANGANA	TRIPURA	UTTAR PRADESH	UTTARAKHAND	WEST BENGAL	Grand Total
	1	2	3	29	30	31	32	33	34
172	JHARKHAND	15	ANIMAL OR VEGETABLE FATS & OILS & THEIR CLEAVAGE PRODUCTS; ANIMAL VEGETABLE WAXES					1077.00	1077.00
173		17	SUGARS AND SUGAR CONFECTIONERY			18211.30	1282.50		36658.30
174		22	BEVERAGES, SPIRITS AND VINEGAR			2384.00			2971.70
175		25	SALT; SULPHUR; EARTHS AND STONE; PLASTERING MATERIALS, LIME AND CEMENT	30409.70		157219.40		4040441.40	18159160.70
176		26	ORES, SLAG AND ASH					952147.00	35721133.80
177		27	MINERAL FUELS, MINERAL OILS & PRODUCTS; BITUMINOUS SUBSTANCES; MINERAL WAXES	69150.20		291453.10		7083281.60	38267622.20
178		28	INORGANIC CHEMICALS; COMPOUNDS OF PRECIOUS METALS, OR RARE-EARTH METALS, OF RADIO-ACTIVE ELEMENTS OR OF ISOTOPES.			2725.30			90396.30
179		31	FERTILIZERS			152893.10		48636.30	342308.10
180		68	ARTICLES OF STONE, PLASTER, CEMENT, ASBESTOS, MICA OR SIMILAR MATERIALS					43430.60	411138.40
181		72	IRON & STEEL					60929.40	1026722.30
182		73	ARTICLES OF IRON & STEEL			102.00		27929.90	202840.10

Table V : Inter -State Movements of Goods on ITCHS Chapter by Rail during 2022 - 23 (Quantity in Tonnes)

Sl. No.	From State ---->>> / To State ->	Chapter Code	Chapter Description	TELANGANA	TRIPURA	UTTAR PRADESH	UTTARAKHAND	WEST BENGAL	Grand Total
	1	2	3	29	30	31	32	33	34
183	JHARKHAND	86	RAILWAY/TRAMWAY LOCOMOTIVES, TRUCKS ETC., EQUIPMENT AND PARTS THEREOF					609.60	268271.60
184		87	ROAD VEHICLES AND PARTS				9573.80		22703.50
185	KARNATAKA	07	EDIBLE VEGETABLES AND CERTAIN ROOTS AND TUBERS						27051.00
186		08	EDIBLE FRUIT & NUTS; PEEL OF CITRUS FRUIT OR MELONS						275.00
187		10	CEREALS	1108568.60		262890.30		8021.40	5407347.80
188		17	SUGARS AND SUGAR CONFECTIONERY						39544.60
189		21	MISCELLANEOUS EDIBLE PREPARATIONS						33.30
190		22	BEVERAGES, SPIRITS AND VINEGAR						7744.10
191		23	RESIDUES AND WASTE FROM THE FOOD INDUSTRIES; PREPARED ANIMAL FODDER						75160.20
192		25	SALT; SULPHUR; EARTHS AND STONE; PLASTERING MATERIALS, LIME AND CEMENT	212042.10					14212720.00
193		26	ORES, SLAG AND ASH					3868.50	16923883.00
194		27	MINERAL FUELS, MINERAL OILS & PRODUCTS; BITUMINOUS SUBSTANCES; MINERAL WAXES	12357941.80		28087.60		15522.80	47023414.00

Table V : Inter -State Movements of Goods on ITCHS Chapter by Rail during 2022 - 23 (Quantity in Tonnes)

Sl. No.	From State ---->>> / To State ->	Chapter Code	Chapter Description	TELANGANA	TRIPURA	UTTAR PRADESH	UTTARAKHAND	WEST BENGAL	Grand Total
	1	2	3	29	30	31	32	33	34
195	KARNATAKA	28	INORGANIC CHEMICALS; COMPOUNDS OF PRECIOUS METALS, OR RARE-EARTH METALS, OF RADIO-ACTIVE ELEMENTS OR OF ISOTOPES.						23648.10
196		31	FERTILIZERS	181625.80					4604825.80
197		44	WOOD & ARTICLES OF WOODS ; WOOD CHARCOAL						2052.90
198		49	PRINTED BOOKS & OTHER PRODUCTS OF PRINTING INDUSTRY			150.00			150.00
199		68	ARTICLES OF STONE, PLASTER, CEMENT, ASBESTOS, MICA OR SIMILAR MATERIALS	350950.50					1600016.00
200		72	IRON & STEEL					33574.40	2371288.00
201		73	ARTICLES OF IRON & STEEL			48.00		2743.10	243480.40
202		84	NUCLEAR REACTORS, BOILERS, MACHINERY AND MECHANICAL APPLIANCES; PARTS THEREOF						31545.20
203		85	ELECTRICAL MACHINERY & EQUIPMENT & PARTS THEREOF; SOUND & TV RECORDERS & REPRODUCERS & PARTS THEREOF						60.00
204		86	RAILWAY/TRAMWAY LOCOMOTIVES, TRUCKS ETC., EQUIPMENT AND PARTS THEREOF	10735.60				25692.20	1761617.20
205		87	ROAD VEHICLES AND PARTS			765.60	5445.80		168347.50

Table V : Inter -State Movements of Goods on ITCHS Chapter by Rail during 2022 - 23 (Quantity in Tonnes)

Sl. No.	From State ---->>> / To State ->	Chapter Code	Chapter Description	TELANGANA	TRIPURA	UTTAR PRADESH	UTTARAKHAND	WEST BENGAL	Grand Total
	1	2	3	29	30	31	32	33	34
206	KERALA	10	CEREALS	797207.30		39247.50			2018890.50
207		12	OIL SEEDS OLEAGINOUS FRUITS; MISC. GRAINS, SEEDS & FRUITS; INDUSTRIAL OR MEDICINAL PLANTS; STRAW & FODDER						2475.00
208		22	BEVERAGES, SPIRITS AND VINEGAR						4270.00
209		23	RESIDUES AND WASTE FROM THE FOOD INDUSTRIES; PREPARED ANIMAL FODDER			81355.50	2500.10		162249.90
210		25	SALT; SULPHUR; EARTHS AND STONE; PLASTERING MATERIALS, LIME AND CEMENT	5313.00					2259648.30
211		27	MINERAL FUELS, MINERAL OILS & PRODUCTS; BITUMINOUS SUBSTANCES; MINERAL WAXES	49019.80					828968.30
212		31	FERTILIZERS						270165.60
213		68	ARTICLES OF STONE, PLASTER, CEMENT, ASBESTOS, MICA OR SIMILAR MATERIALS						1116.00
214		72	IRON & STEEL					5885.00	209481.70
215		73	ARTICLES OF IRON & STEEL					119.90	30567.60
216		84	NUCLEAR REACTORS, BOILERS, MACHINERY AND MECHANICAL APPLIANCES; PARTS THEREOF						730.90
217		86	RAILWAY/TRAMWAY LOCOMOTIVES, TRUCKS ETC., EQUIPMENT AND PARTS THEREOF						38084.80
218		87	ROAD VEHICLES AND PARTS						3087.10

Table V : Inter -State Movements of Goods on ITCHS Chapter by Rail during 2022 - 23 (Quantity in Tonnes)

Sl. No.	From State ---->>> / To State ->	Chapter Code	Chapter Description	TELANGANA	TRIPURA	UTTAR PRADESH	UTTARAKHAND	WEST BENGAL	Grand Total
	1	2	3	29	30	31	32	33	34
219	MADHYA PRADESH	10	CEREALS						1719409.10
220		12	OIL SEEDS OLEAGINOUS FRUITS; MISC. GRAINS, SEEDS & FRUITS; INDUSTRIAL OR MEDICINAL PLANTS; STRAW & FODDER						7995.00
221		22	BEVERAGES, SPIRITS AND VINEGAR			327.00			3438.60
222		25	SALT; SULPHUR; EARTHS AND STONE; PLASTERING MATERIALS, LIME AND CEMENT	527232.40		489746.30			8293982.60
223		26	ORES, SLAG AND ASH					154317.30	220689.90
224		27	MINERAL FUELS, MINERAL OILS & PRODUCTS; BITUMINOUS SUBSTANCES; MINERAL WAXES	126847.10		4231731.20		491725.30	52038260.60
225		28	INORGANIC CHEMICALS; COMPOUNDS OF PRECIOUS METALS, OR RARE-EARTH METALS, OF RADIO-ACTIVE ELEMENTS OR OF ISOTOPES.						511157.90
226		29	ORGANIC CHEMICALS						2160.00
227		31	FERTILIZERS			262616.00			5399003.00
228		44	WOOD & ARTICLES OF WOODS ; WOOD CHARCOAL			16905.00		1561.00	126829.20
229		63	OTHER MADE UP TEXTILE ARTICLES; SETS; WORN TEXTILE ARTICLES; RAGS					27434.80	27434.80
230		68	ARTICLES OF STONE, PLASTER, CEMENT, ASBESTOS, MICA OR SIMILAR MATERIALS			197539.00			924930.10

Table V : Inter -State Movements of Goods on ITCHS Chapter by Rail during 2022 - 23 (Quantity in Tonnes)

Sl. No.	From State ---->>> / To State ->	Chapter Code	Chapter Description	TELANGANA	TRIPURA	UTTAR PRADESH	UTTARAKHAND	WEST BENGAL	Grand Total
	1	2	3	29	30	31	32	33	34
231	MADHYA PRADESH	72	IRON & STEEL					4975.90	899619.30
232		73	ARTICLES OF IRON & STEEL			5351.60		611.20	337938.40
233		86	RAILWAY/TRAMWAY LOCOMOTIVES, TRUCKS ETC., EQUIPMENT AND PARTS THEREOF			38348.10		63819.50	1561046.90
234		87	ROAD VEHICLES AND PARTS			1275.00	211.00		48034.50
235	MAHARASHTRA	07	EDIBLE VEGETABLES AND CERTAIN ROOTS AND TUBERS						1839.40
236		10	CEREALS	2554.60		83217.10	18615.00		6780654.60
237		11	PRODUCTS OF THE MILLING INDUSTRY; MALT; STARCHES; INSULIN; WHEAT GLUTEN						280.70
238		12	OIL SEEDS OLEAGINOUS FRUITS; MISC. GRAINS, SEEDS & FRUITS; INDUSTRIAL OR MEDICINAL PLANTS; STRAW & FODDER				1294.70		3940.70
239		15	ANIMAL OR VEGETABLE FATS & OILS & THEIR CLEAVAGE PRODUCTS; ANIMAL VEGETABLE WAXES						164330.60
240		17	SUGARS AND SUGAR CONFECTIONERY			5264.00			850517.50
241		23	RESIDUES AND WASTE FROM THE FOOD INDUSTRIES; PREPARED ANIMAL FODDER			2490.60			152606.10

Table V : Inter -State Movements of Goods on ITCHS Chapter by Rail during 2022 - 23 (Quantity in Tonnes)

Sl. No.	From State ---->>> / To State ->	Chapter Code	Chapter Description	TELANGANA	TRIPURA	UTTAR PRADESH	UTTARAKHAND	WEST BENGAL	Grand Total
	1	2	3	29	30	31	32	33	34
242	MAHARASHTRA	25	SALT; SULPHUR; EARTHS AND STONE; PLASTERING MATERIALS, LIME AND CEMENT	1763872.90		120667.30			23245921.60
243		26	ORES, SLAG AND ASH					3882.00	2148751.30
244		27	MINERAL FUELS, MINERAL OILS & PRODUCTS; BITUMINOUS SUBSTANCES; MINERAL WAXES	4981275.20		383538.40		30204.10	85005929.20
245		28	INORGANIC CHEMICALS; COMPOUNDS OF PRECIOUS METALS, OR RARE-EARTH METALS, OF RADIO-ACTIVE ELEMENTS OR OF ISOTOPES.						29570.10
246		31	FERTILIZERS	34738.60					6164161.40
247		33	ESSENTIAL OILS RESINOIDS; COSMETIC AND OTHER SIMILAR PREPARATIONS						2867.60
248		44	WOOD & ARTICLES OF WOODS ; WOOD CHARCOAL						24446.40
249		68	ARTICLES OF STONE, PLASTER, CEMENT, ASBESTOS, MICA OR SIMILAR MATERIALS	15237.70					512871.40
250		72	IRON & STEEL					270079.80	8610087.00
251		73	ARTICLES OF IRON & STEEL	115.50				47192.40	287306.40
252		84	NUCLEAR REACTORS, BOILERS, MACHINERY AND MECHANICAL APPLIANCES; PARTS THEREOF						56.00

Table V : Inter -State Movements of Goods on ITCHS Chapter by Rail during 2022 - 23 (Quantity in Tonnes)

Sl. No.	From State ---->>> / To State ->	Chapter Code	Chapter Description	TELANGANA	TRIPURA	UTTAR PRADESH	UTTARAKHAND	WEST BENGAL	Grand Total
	1	2	3	29	30	31	32	33	34
253	MAHARASHTRA	85	ELECTRICAL MACHINERY & EQUIPMENT & PARTS THEREOF; SOUND & TV RECORDERS & REPRODUCERS & PARTS THEREOF						60.00
254		86	RAILWAY/TRAMWAY LOCOMOTIVES, TRUCKS ETC., EQUIPMENT AND PARTS THEREOF	780623.50		1011919.50	10846.80	155042.00	11541030.60
255		87	ROAD VEHICLES AND PARTS				906.30		86510.10
256	MANIPUR	10	CEREALS				3588.00		110267.90
257		25	SALT; SULPHUR; EARTHS AND STONE; PLASTERING MATERIALS, LIME AND CEMENT		3286.00				120322.70
258		31	FERTILIZERS			2667.00		7073.80	29035.30
259		68	ARTICLES OF STONE, PLASTER, CEMENT, ASBESTOS, MICA OR SIMILAR MATERIALS						5487.40
260		73	ARTICLES OF IRON & STEEL						2500.90
261		86	RAILWAY/TRAMWAY LOCOMOTIVES, TRUCKS ETC., EQUIPMENT AND PARTS THEREOF						620.00
262	MIZORAM	10	CEREALS				1719.00		117180.20
263		25	SALT; SULPHUR; EARTHS AND STONE; PLASTERING MATERIALS, LIME AND CEMENT						25778.40
264		31	FERTILIZERS			2667.00			11790.30

Table V : Inter -State Movements of Goods on ITCHS Chapter by Rail during 2022 - 23 (Quantity in Tonnes)

Sl. No.	From State ---->>> / To State ->	Chapter Code	Chapter Description	TELANGANA	TRIPURA	UTTAR PRADESH	UTTARAKHAND	WEST BENGAL	Grand Total
	1	2	3	29	30	31	32	33	34
265	MIZORAM	68	ARTICLES OF STONE, PLASTER, CEMENT, ASBESTOS, MICA OR SIMILAR MATERIALS						15494.10
266		73	ARTICLES OF IRON & STEEL						10871.60
267		86	RAILWAY/TRAMWAY LOCOMOTIVES, TRUCKS ETC., EQUIPMENT AND PARTS THEREOF						30.00
268	NAGALAND	07	EDIBLE VEGETABLES AND CERTAIN ROOTS AND TUBERS			16886.50			31946.30
269		08	EDIBLE FRUIT & NUTS; PEEL OF CITRUS FRUIT OR MELONS						292.50
270		09	COFFEE, TEA, MATE & SPICES						120.00
271		10	CEREALS			30627.60	21239.00	6272.50	418017.70
272		11	PRODUCTS OF THE MILLING INDUSTRY; MALT; STARCHES; INSULIN; WHEAT GLUTEN						690.00
273		12	OIL SEEDS OLEAGINOUS FRUITS; MISC. GRAINS, SEEDS & FRUITS; INDUSTRIAL OR MEDICINAL PLANTS; STRAW & FODDER			62.00			180.60
274		15	ANIMAL OR VEGETABLE FATS & OILS & THEIR CLEAVAGE PRODUCTS; ANIMAL VEGETABLE WAXES			6395.60		1569.00	13674.60
275		17	SUGARS AND SUGAR CONFECTIONERY			7282.00			19983.10

Table V : Inter -State Movements of Goods on ITCHS Chapter by Rail during 2022 - 23 (Quantity in Tonnes)

Sl. No.	From State ---->>> / To State ->	Chapter Code	Chapter Description	TELANGANA	TRIPURA	UTTAR PRADESH	UTTARAKHAND	WEST BENGAL	Grand Total
	1	2	3	29	30	31	32	33	34
276	NAGALAND	19	PREPARATIONS OF CEREALS, FLOUR , STARCH OR MIILK; PASTRY COOK' PRODUCTS						500.00
277		21	MISCELLANEOUS EDIBLE PREPARATIONS						200.00
278		23	RESIDUES AND WASTE FROM THE FOOD INDUSTRIES; PREPARED ANIMAL FODDER			42.20			522.20
279		25	SALT; SULPHUR; EARTHS AND STONE; PLASTERING MATERIALS, LIME AND CEMENT					9243.60	68413.10
280		27	MINERAL FUELS, MINERAL OILS & PRODUCTS; BITUMINOUS SUBSTANCES; MINERAL WAXES						98997.70
281		39	PLASTICS AND ARTICLES THEREOF						50.00
282		48	PAPER AND PAPERBOARD; ARTICLES OF PAPER PULP, OF PAPER AND PAPERBOARD						60.00
283		52	COTTON						8548.90
284		68	ARTICLES OF STONE, PLASTER, CEMENT, ASBESTOS, MICA OR SIMILAR MATERIALS						1904.00
285		73	ARTICLES OF IRON & STEEL					939.50	7714.30

Table V : Inter -State Movements of Goods on ITCHS Chapter by Rail during 2022 - 23 (Quantity in Tonnes)

Sl. No.	From State ---->>> / To State ->	Chapter Code	Chapter Description	TELANGANA	TRIPURA	UTTAR PRADESH	UTTARAKHAND	WEST BENGAL	Grand Total
	1	2	3	29	30	31	32	33	34
286	NAGALAND	85	ELECTRICAL MACHINERY & EQUIPMENT & PARTS THEREOF; SOUND & TV RECORDERS & REPRODUCERS & PARTS THEREOF						54.00
287		99	MISCELLANEOUS GOODS						5261.60
288	ODISHA	04	DAIRY PRODUCE; BIRDS' EGGS; NATURAL HOENEY; EDIBLE PRODUCTS OF ANIMAL ORIGIN N.E.S.						960.00
289		10	CEREALS			29644.30		1356.30	756407.50
290		15	ANIMAL OR VEGETABLE FATS & OILS & THEIR CLEAVAGE PRODUCTS; ANIMAL VEGETABLE WAXES						4460.40
291		17	SUGARS AND SUGAR CONFECTIONERY			5322.00			90323.50
292		22	BEVERAGES, SPIRITS AND VINEGAR			2343.80			2343.80
293		23	RESIDUES AND WASTE FROM THE FOOD INDUSTRIES; PREPARED ANIMAL FODDER						2136.00
294		25	SALT; SULPHUR; EARTHS AND STONE; PLASTERING MATERIALS, LIME AND CEMENT	314135.10				445562.00	18798475.70
295		26	ORES, SLAG AND ASH					1013788.50	45573485.60
296		27	MINERAL FUELS, MINERAL OILS & PRODUCTS; BITUMINOUS SUBSTANCES; MINERAL WAXES	247746.70		197269.90		3194666.10	98456660.70

Table V : Inter -State Movements of Goods on ITCHS Chapter by Rail during 2022 - 23 (Quantity in Tonnes)

Sl. No.	From State ---->>> / To State ->	Chapter Code	Chapter Description	TELANGANA	TRIPURA	UTTAR PRADESH	UTTARAKHAND	WEST BENGAL	Grand Total
	1	2	3	29	30	31	32	33	34
297	ODISHA	28	INORGANIC CHEMICALS; COMPOUNDS OF PRECIOUS METALS, OR RARE-EARTH METALS, OF RADIO-ACTIVE ELEMENTS OR OF ISOTOPES.			10364.10			5292026.00
298		31	FERTILIZERS			156793.00		128412.20	1065062.80
299		34	SOAP & OTHER SIMILAR PREPARATIONS; POLISHES & CREAMS ; CANDLES AND THE LIKE, DENTAL WAXES & PREPARATIONS						2393.10
300		38	MISCELLANEOUS CHEMICAL PRODUCTS						210.00
301		39	PLASTICS AND ARTICLES THEREOF					3068.00	3068.00
302		44	WOOD & ARTICLES OF WOODS ; WOOD CHARCOAL						8070.60
303		48	PAPER AND PAPERBOARD; ARTICLES OF PAPER PULP, OF PAPER AND PAPERBOARD						869.50
304		68	ARTICLES OF STONE, PLASTER, CEMENT, ASBESTOS, MICA OR SIMILAR MATERIALS	2730.00				881.40	934076.80
305		72	IRON & STEEL					271074.40	3448808.70
306		73	ARTICLES OF IRON & STEEL					36972.80	161221.20
307		86	RAILWAY/TRAMWAY LOCOMOTIVES, TRUCKS ETC., EQUIPMENT AND PARTS THEREOF	2507.80	2961.60	2227.00		98399.50	1517676.90
308		87	ROAD VEHICLES AND PARTS				446.00		7200.40
309		99	MISCELLANEOUS GOODS						38.00

Table V : Inter -State Movements of Goods on ITCHS Chapter by Rail during 2022 - 23 (Quantity in Tonnes)

Sl. No.	From State ---->>> / To State ->	Chapter Code	Chapter Description	TELANGANA	TRIPURA	UTTAR PRADESH	UTTARAKHAND	WEST BENGAL	Grand Total
	1	2	3	29	30	31	32	33	34
310	PUDUCHERRY	72	IRON & STEEL						29721.10
311	PUNJAB	07	EDIBLE VEGETABLES AND CERTAIN ROOTS AND TUBERS						11616.30
312		10	CEREALS			1320.00			277505.50
313		15	ANIMAL OR VEGETABLE FATS & OILS & THEIR CLEAVAGE PRODUCTS; ANIMAL VEGETABLE WAXES						56484.40
314		23	RESIDUES AND WASTE FROM THE FOOD INDUSTRIES; PREPARED ANIMAL FODDER			4860.50			4860.50
315		25	SALT; SULPHUR; EARTHS AND STONE; PLASTERING MATERIALS, LIME AND CEMENT			137439.90	3224.00		3438516.40
316		26	ORES, SLAG AND ASH			38374.00			62087.90
317		27	MINERAL FUELS, MINERAL OILS & PRODUCTS; BITUMINOUS SUBSTANCES; MINERAL WAXES			1638607.70		53761.60	23720859.20
318		28	INORGANIC CHEMICALS; COMPOUNDS OF PRECIOUS METALS, OR RARE-EARTH METALS, OF RADIO-ACTIVE ELEMENTS OR OF ISOTOPES.						1133.70
319		31	FERTILIZERS			792291.80		15063.90	3952045.10
320		44	WOOD & ARTICLES OF WOODS ; WOOD CHARCOAL			51454.00			109599.40

Table V : Inter -State Movements of Goods on ITCHS Chapter by Rail during 2022 - 23 (Quantity in Tonnes)

Sl. No.	From State ---->>> / To State ->	Chapter Code	Chapter Description	TELANGANA	TRIPURA	UTTAR PRADESH	UTTARAKHAND	WEST BENGAL	Grand Total
	1	2	3	29	30	31	32	33	34
321	PUNJAB	63	OTHER MADE UP TEXTILE ARTICLES; SETS; WORN TEXTILE ARTICLES; RAGS					15719.60	16384.10
322		68	ARTICLES OF STONE, PLASTER, CEMENT, ASBESTOS, MICA OR SIMILAR MATERIALS			20090.00	12531.60		145022.00
323		72	IRON & STEEL					456276.70	2341983.00
324		73	ARTICLES OF IRON & STEEL					34995.50	76521.20
325		86	RAILWAY/TRAMWAY LOCOMOTIVES, TRUCKS ETC., EQUIPMENT AND PARTS THEREOF			35317.90	2783.40	338311.60	4540503.20
326		87	ROAD VEHICLES AND PARTS			320.00			82332.60
327	RAJASTHAN	10	CEREALS						2541243.70
328		15	ANIMAL OR VEGETABLE FATS & OILS & THEIR CLEAVAGE PRODUCTS; ANIMAL VEGETABLE WAXES						9185.90
329		22	BEVERAGES, SPIRITS AND VINEGAR						519108.00
330		25	SALT; SULPHUR; EARTHS AND STONE; PLASTERING MATERIALS, LIME AND CEMENT			558465.90			4180798.60
331		26	ORES, SLAG AND ASH			3808.80			47575.00

Table V : Inter -State Movements of Goods on ITCHS Chapter by Rail during 2022 - 23 (Quantity in Tonnes)

Sl. No.	From State ---->>> / To State ->	Chapter Code	Chapter Description	TELANGANA	TRIPURA	UTTAR PRADESH	UTTARAKHAND	WEST BENGAL	Grand Total
	1	2	3	29	30	31	32	33	34
332	RAJASTHAN	27	MINERAL FUELS, MINERAL OILS & PRODUCTS; BITUMINOUS SUBSTANCES; MINERAL WAXES			5737210.20		122280.90	38418488.30
333		28	INORGANIC CHEMICALS; COMPOUNDS OF PRECIOUS METALS, OR RARE-EARTH METALS, OF RADIO-ACTIVE ELEMENTS OR OF ISOTOPES.						3110.00
334		31	FERTILIZERS			66465.40			2964169.70
335		44	WOOD & ARTICLES OF WOODS ; WOOD CHARCOAL						523.20
336		68	ARTICLES OF STONE, PLASTER, CEMENT, ASBESTOS, MICA OR SIMILAR MATERIALS			895845.80			1395079.70
337		72	IRON & STEEL					104262.50	682522.80
338		73	ARTICLES OF IRON & STEEL			690.00		76302.00	148682.40
339		76	ALUMINIUM & ARTICLES THEREOF						8577.70
340		84	NUCLEAR REACTORS, BOILERS, MACHINERY AND MECHANICAL APPLIANCES; PARTS THEREOF						1233.80
341		86	RAILWAY/TRAMWAY LOCOMOTIVES, TRUCKS ETC., EQUIPMENT AND PARTS THEREOF		200.00	1227762.00	115162.30	14209.00	8474886.30
342		87	ROAD VEHICLES AND PARTS				1787.90		44022.90

Table V : Inter -State Movements of Goods on ITCHS Chapter by Rail during 2022 - 23 (Quantity in Tonnes)

Sl. No.	From State ---->>> / To State ->	Chapter Code	Chapter Description	TELANGANA	TRIPURA	UTTAR PRADESH	UTTARAKHAND	WEST BENGAL	Grand Total
	1	2	3	29	30	31	32	33	34
343	TAMIL NADU	07	EDIBLE VEGETABLES AND CERTAIN ROOTS AND TUBERS						30308.40
344		10	CEREALS	1151029.20		224537.00		18269.30	6279302.50
345		12	OIL SEEDS OLEAGINOUS FRUITS; MISC. GRAINS, SEEDS & FRUITS; INDUSTRIAL OR MEDICINAL PLANTS; STRAW & FODDER						18503.60
346		15	ANIMAL OR VEGETABLE FATS & OILS & THEIR CLEAVAGE PRODUCTS; ANIMAL VEGETABLE WAXES						2748.00
347		17	SUGARS AND SUGAR CONFECTIONERY						5283.00
348		19	PREPARATIONS OF CEREALS, FLOUR , STARCH OR MIILK; PASTRY COOK' PRODUCTS						2512.40
349		22	BEVERAGES, SPIRITS AND VINEGAR						8748.40
350		23	RESIDUES AND WASTE FROM THE FOOD INDUSTRIES; PREPARED ANIMAL FODDER			14461.10			518258.30
351		25	SALT; SULPHUR; EARTHS AND STONE; PLASTERING MATERIALS, LIME AND CEMENT	662604.90					6857701.00
352		26	ORES, SLAG AND ASH						1836257.80
353		27	MINERAL FUELS, MINERAL OILS & PRODUCTS; BITUMINOUS SUBSTANCES; MINERAL WAXES	1630080.20					13967523.00

Table V : Inter -State Movements of Goods on ITCHS Chapter by Rail during 2022 - 23 (Quantity in Tonnes)

Sl. No.	From State ---->>> / To State ->	Chapter Code	Chapter Description	TELANGANA	TRIPURA	UTTAR PRADESH	UTTARAKHAND	WEST BENGAL	Grand Total
	1	2	3	29	30	31	32	33	34
354	TAMIL NADU	28	INORGANIC CHEMICALS; COMPOUNDS OF PRECIOUS METALS, OR RARE-EARTH METALS, OF RADIO-ACTIVE ELEMENTS OR OF ISOTOPES.						56652.00
355		29	ORGANIC CHEMICALS						112047.40
356		31	FERTILIZERS	26852.40					1848557.40
357		38	MISCELLANEOUS CHEMICAL PRODUCTS						2666.80
358		44	WOOD & ARTICLES OF WOODS ; WOOD CHARCOAL						1341.90
359		63	OTHER MADE UP TEXTILE ARTICLES; SETS; WORN TEXTILE ARTICLES; RAGS					14636.80	15885.90
360		68	ARTICLES OF STONE, PLASTER, CEMENT, ASBESTOS, MICA OR SIMILAR MATERIALS						149205.10
361		72	IRON & STEEL					16912.90	3937403.60
362		73	ARTICLES OF IRON & STEEL					42742.70	208933.80
363		84	NUCLEAR REACTORS, BOILERS, MACHINERY AND MECHANICAL APPLIANCES; PARTS THEREOF						2441.70
364		86	RAILWAY/TRAMWAY LOCOMOTIVES, TRUCKS ETC., EQUIPMENT AND PARTS THEREOF	3564.40		270.00		23042.60	1662426.10
365		87	ROAD VEHICLES AND PARTS			255.00	8802.00	150.00	79481.50

Table V : Inter -State Movements of Goods on ITCHS Chapter by Rail during 2022 - 23 (Quantity in Tonnes)

Sl. No.	From State ---->>> / To State ->	Chapter Code	Chapter Description	TELANGANA	TRIPURA	UTTAR PRADESH	UTTARAKHAND	WEST BENGAL	Grand Total
	1	2	3	29	30	31	32	33	34
366	TELANGANA	10	CEREALS	74068.00		20137.00			511978.60
367		21	MISCELLANEOUS EDIBLE PREPARATIONS	192.00					384.00
368		23	RESIDUES AND WASTE FROM THE FOOD INDUSTRIES; PREPARED ANIMAL FODDER						2538.60
369		25	SALT; SULPHUR; EARTHS AND STONE; PLASTERING MATERIALS, LIME AND CEMENT	78209.50					1400246.90
370		26	ORES, SLAG AND ASH						117426.80
371		27	MINERAL FUELS, MINERAL OILS & PRODUCTS; BITUMINOUS SUBSTANCES; MINERAL WAXES	17882116.50		5436.70		10237.70	20902188.40
372		28	INORGANIC CHEMICALS; COMPOUNDS OF PRECIOUS METALS, OR RARE-EARTH METALS, OF RADIO-ACTIVE ELEMENTS OR OF ISOTOPES.						4702.00
373		31	FERTILIZERS	330631.60					3332380.00
374		32	DYEING, TANNING COLOURING MATTER						64.00
375		68	ARTICLES OF STONE, PLASTER, CEMENT, ASBESTOS, MICA OR SIMILAR MATERIALS	10103.30					14742.70
376		72	IRON & STEEL					25276.30	1859594.80
377		73	ARTICLES OF IRON & STEEL	4078.50		24.00		35528.20	143394.30

Table V : Inter -State Movements of Goods on ITCHS Chapter by Rail during 2022 - 23 (Quantity in Tonnes)

Sl. No.	From State ---->>> / To State ->	Chapter Code	Chapter Description	TELANGANA	TRIPURA	UTTAR PRADESH	UTTARAKHAND	WEST BENGAL	Grand Total
	1	2	3	29	30	31	32	33	34
378	TELANGANA	84	NUCLEAR REACTORS, BOILERS, MACHINERY AND MECHANICAL APPLIANCES; PARTS THEREOF						11673.00
379	TELANGANA	86	RAILWAY/TRAMWAY LOCOMOTIVES, TRUCKS ETC., EQUIPMENT AND PARTS THEREOF	2488.90				22069.90	1357077.00
380	TELANGANA	87	ROAD VEHICLES AND PARTS				4250.00		61262.10
381	TRIPURA	07	EDIBLE VEGETABLES AND CERTAIN ROOTS AND TUBERS			1203.70		7959.00	35500.50
382	TRIPURA	09	COFFEE, TEA, MATE & SPICES						428.00
383	TRIPURA	10	CEREALS	1335.00		30604.30		14176.30	464060.80
384	TRIPURA	11	PRODUCTS OF THE MILLING INDUSTRY; MALT; STARCHES; INSULIN; WHEAT GLUTEN			1338.00			1416.60
385	TRIPURA	12	OIL SEEDS OLEAGINOUS FRUITS; MISC. GRAINS, SEEDS & FRUITS; INDUSTRIAL OR MEDICINAL PLANTS; STRAW & FODDER						5883.10
386	TRIPURA	15	ANIMAL OR VEGETABLE FATS & OILS & THEIR CLEAVAGE PRODUCTS; ANIMAL VEGETABLE WAXES						19199.20
387	TRIPURA	17	SUGARS AND SUGAR CONFECTIONERY			4401.00			37830.40
388	TRIPURA	19	PREPARATIONS OF CEREALS, FLOUR , STARCH OR MIILK; PASTRY COOK' PRODUCTS						145.00
389	TRIPURA	21	MISCELLANEOUS EDIBLE PREPARATIONS						2028.00

Table V : Inter -State Movements of Goods on ITCHS Chapter by Rail during 2022 - 23 (Quantity in Tonnes)

Sl. No.	From State ---->>> / To State ->	Chapter Code	Chapter Description	TELANGANA	TRIPURA	UTTAR PRADESH	UTTARAKHAND	WEST BENGAL	Grand Total
	1	2	3	29	30	31	32	33	34
390	TRIPURA	23	RESIDUES AND WASTE FROM THE FOOD INDUSTRIES; PREPARED ANIMAL FODDER			258.10			8564.00
391		25	SALT; SULPHUR; EARTHS AND STONE; PLASTERING MATERIALS, LIME AND CEMENT		21076.40			24385.50	1353456.10
392		27	MINERAL FUELS, MINERAL OILS & PRODUCTS; BITUMINOUS SUBSTANCES; MINERAL WAXES					3647.30	120505.80
393		31	FERTILIZERS			1326.00		10236.30	50144.50
394		32	DYEING, TANNING COLOURING MATTER						47.60
395		34	SOAP & OTHER SIMILAR PREPARATIONS; POLISHES & CREAMS ; CANDLES AND THE LIKE, DENTAL WAXES & PREPARATIONS			416.00			534.00
396		44	WOOD & ARTICLES OF WOODS ; WOOD CHARCOAL						58.00
397		68	ARTICLES OF STONE, PLASTER, CEMENT, ASBESTOS, MICA OR SIMILAR MATERIALS		9385.90			8644.00	579948.30
398		73	ARTICLES OF IRON & STEEL						3531.20
399		86	RAILWAY/TRAMWAY LOCOMOTIVES, TRUCKS ETC., EQUIPMENT AND PARTS THEREOF					1683.00	62605.20
400		87	ROAD VEHICLES AND PARTS						2080.00

Table V : Inter -State Movements of Goods on ITCHS Chapter by Rail during 2022 - 23 (Quantity in Tonnes)

Sl. No.	From State ---->>> / To State ->	Chapter Code	Chapter Description	TELANGANA	TRIPURA	UTTAR PRADESH	UTTARAKHAND	WEST BENGAL	Grand Total
1		2	3	29	30	31	32	33	34
401	UTTAR PRADESH	06	LIVE TREES & OTHER PLANTS; BULBS; ROOTS & THE LIKE; CUT FLOWERS & ORNAMENTAL FOLIAGE						284.00
402		07	EDIBLE VEGETABLES AND CERTAIN ROOTS AND TUBERS			840.00			31658.60
403		10	CEREALS			123738.60			10215892.50
404		15	ANIMAL OR VEGETABLE FATS & OILS & THEIR CLEAVAGE PRODUCTS; ANIMAL VEGETABLE WAXES					46635.80	576521.90
405		17	SUGARS AND SUGAR CONFECTIONERY						1318.80
406		25	SALT; SULPHUR; EARTHS AND STONE; PLASTERING MATERIALS, LIME AND CEMENT	153104.10		6520471.80	279669.30	43576.80	33681920.30
407		26	ORES, SLAG AND ASH					269302.50	2235720.10
408		27	MINERAL FUELS, MINERAL OILS & PRODUCTS; BITUMINOUS SUBSTANCES; MINERAL WAXES	118040.20		22913448.70		1952724.00	78332869.40
409		28	INORGANIC CHEMICALS; COMPOUNDS OF PRECIOUS METALS, OR RARE-EARTH METALS, OF RADIO-ACTIVE ELEMENTS OR OF ISOTOPES.						330260.80
410		31	FERTILIZERS			3556076.80		187836.80	9837197.30
411		32	DYEING, TANNING COLOURING MATTER						192.00

Table V : Inter -State Movements of Goods on ITCHS Chapter by Rail during 2022 - 23 (Quantity in Tonnes)

Sl. No.	From State ---->>> / To State ->	Chapter Code	Chapter Description	TELANGANA	TRIPURA	UTTAR PRADESH	UTTARAKHAND	WEST BENGAL	Grand Total
	1	2	3	29	30	31	32	33	34
412	UTTAR PRADESH	44	WOOD & ARTICLES OF WOODS ; WOOD CHARCOAL			1470.00			1470.00
413		63	OTHER MADE UP TEXTILE ARTICLES; SETS; WORN TEXTILE ARTICLES; RAGS					72982.80	72982.80
414		68	ARTICLES OF STONE, PLASTER, CEMENT, ASBESTOS, MICA OR SIMILAR MATERIALS			393507.40	50390.00	6875.20	1039136.00
415		72	IRON & STEEL			2748.90		531120.40	4934102.00
416		73	ARTICLES OF IRON & STEEL			152357.00	787.40	110614.30	571459.80
417		86	RAILWAY/TRAMWAY LOCOMOTIVES, TRUCKS ETC., EQUIPMENT AND PARTS THEREOF	7284.50		140430.50	55613.10	52957.80	4467915.90
418		87	ROAD VEHICLES AND PARTS			25.00	1051.00		101700.40
419	UTTARAKHAND	10	CEREALS						483151.50
420		15	ANIMAL OR VEGETABLE FATS & OILS & THEIR CLEAVAGE PRODUCTS; ANIMAL VEGETABLE WAXES						17225.70
421		17	SUGARS AND SUGAR CONFECTIONERY						13638.40
422		25	SALT; SULPHUR; EARTHS AND STONE; PLASTERING MATERIALS, LIME AND CEMENT			110631.30	65349.70		1112362.00

Table V : Inter -State Movements of Goods on ITCHS Chapter by Rail during 2022 - 23 (Quantity in Tonnes)

Sl. No.	From State ---->>> / To State ->	Chapter Code	Chapter Description	TELANGANA	TRIPURA	UTTAR PRADESH	UTTARAKHAND	WEST BENGAL	Grand Total
	1	2	3	29	30	31	32	33	34
423	UTTARAKHAND	27	MINERAL FUELS, MINERAL OILS & PRODUCTS; BITUMINOUS SUBSTANCES; MINERAL WAXES			340391.10		11619.40	964421.10
424		31	FERTILIZERS			152075.40			262789.10
425		44	WOOD & ARTICLES OF WOODS ; WOOD CHARCOAL			6615.00			30018.30
426		68	ARTICLES OF STONE, PLASTER, CEMENT, ASBESTOS, MICA OR SIMILAR MATERIALS			2398.00	696.00		3094.00
427		72	IRON & STEEL						16294.10
428		73	ARTICLES OF IRON & STEEL			2353.90	780.00		4895.50
429		86	RAILWAY/TRAMWAY LOCOMOTIVES, TRUCKS ETC., EQUIPMENT AND PARTS THEREOF			56879.30		16921.90	719246.50
430	WEST BENGAL	04	DAIRY PRODUCE; BIRDS' EGGS; NATURAL HOENEY; EDIBLE PRODUCTS OF ANIMAL ORIGIN N.E.S.						26810.20
431		06	LIVE TREES & OTHER PLANTS; BULBS; ROOTS & THE LIKE; CUT FLOWERS & ORNAMENTAL FOLIAGE						645.00
432		07	EDIBLE VEGETABLES AND CERTAIN ROOTS AND TUBERS						150822.80

Table V : Inter -State Movements of Goods on ITCHS Chapter by Rail during 2022 - 23 (Quantity in Tonnes)

Sl. No.	From State ---->>> / To State ->	Chapter Code	Chapter Description	TELANGANA	TRIPURA	UTTAR PRADESH	UTTARAKHAND	WEST BENGAL	Grand Total
	1	2	3	29	30	31	32	33	34
433	WEST BENGAL	10	CEREALS	1174279.60		98786.40		91355.40	5675938.40
434		12	OIL SEEDS OLEAGINOUS FRUITS; MISC. GRAINS, SEEDS & FRUITS; INDUSTRIAL OR MEDICINAL PLANTS; STRAW & FODDER						2704.40
435		15	ANIMAL OR VEGETABLE FATS & OILS & THEIR CLEAVAGE PRODUCTS; ANIMAL VEGETABLE WAXES					2095.80	42568.10
436		17	SUGARS AND SUGAR CONFECTIONERY	26285.00		438051.10	4609.00	2662.80	1440685.40
437		19	PREPARATIONS OF CEREALS, FLOUR , STARCH OR MIILK; PASTRY COOK' PRODUCTS						15.20
438		20	PREPARATIONS OF VEGETABLES, FRUITS, NUTS OR OTHER PARTS OF PLANTS						75.50
439		21	MISCELLANEOUS EDIBLE PREPARATIONS			378.00			1910.00
440		22	BEVERAGES, SPIRITS AND VINEGAR			8415.80			24796.40
441		23	RESIDUES AND WASTE FROM THE FOOD INDUSTRIES; PREPARED ANIMAL FODDER			20320.40		960.00	396257.70
442		25	SALT; SULPHUR; EARTHS AND STONE; PLASTERING MATERIALS, LIME AND CEMENT	260209.90		77365.40		6958840.60	27461280.70

Table V : Inter -State Movements of Goods on ITCHS Chapter by Rail during 2022 - 23 (Quantity in Tonnes)

Sl. No.	From State ---->>> / To State ->	Chapter Code	Chapter Description	TELANGANA	TRIPURA	UTTAR PRADESH	UTTARAKHAND	WEST BENGAL	Grand Total
	1	2	3	29	30	31	32	33	34
443	WEST BENGAL	26	ORES, SLAG AND ASH					1138662.70	27800125.40
444		27	MINERAL FUELS, MINERAL OILS & PRODUCTS; BITUMINOUS SUBSTANCES; MINERAL WAXES	12200.30		286074.20		25871050.20	76247864.90
445		28	INORGANIC CHEMICALS; COMPOUNDS OF PRECIOUS METALS, OR RARE-EARTH METALS, OF RADIO-ACTIVE ELEMENTS OR OF ISOTOPES.						26209.30
446		31	FERTILIZERS			533786.60		654455.40	3175452.10
447		32	DYEING, TANNING COLOURING MATTER						10594.50
448		34	SOAP & OTHER SIMILAR PREPARATIONS; POLISHES & CREAMS ; CANDLES AND THE LIKE, DENTAL WAXES & PREPARATIONS						333.50
449		38	MISCELLANEOUS CHEMICAL PRODUCTS						397.10
450		39	PLASTICS AND ARTICLES THEREOF						78.70
451		44	WOOD & ARTICLES OF WOODS ; WOOD CHARCOAL						127154.10

Table V : Inter -State Movements of Goods on ITCHS Chapter by Rail during 2022 - 23 (Quantity in Tonnes)

Sl. No.	From State ---->>> / To State ->	Chapter Code	Chapter Description	TELANGANA	TRIPURA	UTTAR PRADESH	UTTARAKHAND	WEST BENGAL	Grand Total
	1	2	3	29	30	31	32	33	34
452	WEST BENGAL	47	PULP OF WOOD OR OF OTHER MATERIALS; WASTE AND SCRAP OF PAPER OR PAPERBOARD						1238.40
453		48	PAPER AND PAPERBOARD; ARTICLES OF PAPER PULP, OF PAPER AND PAPERBOARD						10339.70
454		52	COTTON						5121.90
455		68	ARTICLES OF STONE, PLASTER, CEMENT, ASBESTOS, MICA OR SIMILAR MATERIALS					302950.20	1150542.20
456		72	IRON & STEEL					488284.50	3504706.40
457		73	ARTICLES OF IRON & STEEL					222383.20	390773.50
458		76	ALUMINIUM & ARTICLES THEREOF						29178.80
459		84	NUCLEAR REACTORS, BOILERS, MACHINERY AND MECHANICAL APPLIANCES; PARTS THEREOF						149.50
460		86	RAILWAY/TRAMWAY LOCOMOTIVES, TRUCKS ETC., EQUIPMENT AND PARTS THEREOF	41261.80	1325.00	29194.20	1621.20	76373.60	3469128.70
461		87	ROAD VEHICLES AND PARTS				5345.60		36669.90
462		99	MISCELLANEOUS GOODS						23956.50
	Grand Total --->>			58938089.60	39485.90	69801904.30	1183395.00	80069768.50	1465929160.60

Table VI : State wise Total Movements of Goods by Air during 2022 - 23 (Quantity in Tonnes)

Sl No.	From State ---->> / To State ---->>	ANDAMAN n NICOBAR	ANDHRA PRADESH	ASSAM	BIHAR	CHANDIGARH	CHATTISGARH	DELHI	GOA
		1	2	3	4	5	6	7	8
1	ANDAMAN n NICOBAR		8.37	0.59				440.32	0.02
2	ANDHRA PRADESH	1.85	49.50	0.01			0.47	1608.72	9.71
3	ARUNACHAL PRADESH							0.01	
4	ASSAM		0.56	232.61	28.73	21.97		5643.71	13.22
5	BIHAR			14.10		37.98		5325.92	3.05
6	CHANDIGARH			2.52	1.59			492.04	21.41
7	CHATTISGARH			1.23	0.55	1.17	0.08	2536.28	6.72
8	DAMAN n DIU								
9	DELHI	196.03	621.72	1835.96	1027.99	413.01	368.56		1320.75
10	GOA		11.52	27.84		36.62	1.65	2357.60	
11	GUJARAT		98.16	51.12	82.47	118.08	7.95	14201.09	251.98
12	HIMACHAL PRADESH							9.96	
13	JAMMU n KASHMIR			0.59		72.00	0.65	6351.10	1.97
14	JHARKHAND			1.12	11.66	0.75		3242.99	1.57
15	KARNATAKA	176.18	238.59	821.84	761.52	1319.63	56.78	37150.63	913.18
16	KERALA			72.16	0.20	1.15	0.22	6424.87	6.58
17	LADAKH					23.31		2276.16	0.03
18	LAKSHADWEEP								

Table VI : State wise Total Movements of Goods by Air during 2022 - 23 (Quantity in Tonnes)

Sl No.	From State ---->> / To State ---->>	ANDAMAN n NICOBAR	ANDHRA PRADESH	ASSAM	BIHAR	CHANDIGARH	CHATTISGARH	DELHI	GOA
		1	2	3	4	5	6	7	8
19	MADHYA PRADESH			3.26		3.83	41.26	4145.52	10.53
20	MAHARASHTRA	22.19	250.13	788.33	491.83	1760.28	328.90	55969.34	1033.81
21	MANIPUR			596.21				1616.98	
22	MEGHALAYA								
23	MIZORAM			95.82				96.85	
24	NAGALAND			1.88				55.40	
25	ORISSA			4.43	1.79	23.08	1.33	4001.79	16.29
26	PONDICHERRY								
27	PUNJAB				1.17	1.08		495.28	3.38
28	RAJASTHAN		0.50	170.09	0.29	4.75		802.94	16.22
29	SIKKIM							0.10	
30	TAMIL NADU	1266.88	266.25	316.79	46.05	246.61	13.36	19547.40	250.47
31	TELANGANA	9.73	594.12	125.30	86.89	216.48	26.67	15682.65	326.74
32	TRIPURA			368.90				256.60	
33	UTTAR PRADESH		0.03	26.45	36.29	22.30	2.75	4076.15	91.83
34	UTTARAKHAND					3.05		211.23	
35	WEST BENGAL	813.62	432.74	1563.10	230.18	197.46	50.10	20768.47	206.50
Grand Total ---->>		2486.48	2572.18	7122.22	2809.21	4524.58	900.71	215788.07	4505.96

Table VI : State wise Total Movements of Goods by Air during 2022 - 23 (Quantity in Tonnes)

Sl No.	From State ---->> / To State ---->>	GUJARAT	HIMACHAL PRADESH	JMU n KASH	JHARKHAND	KARNATAKA	KERALA	LADAKH	LAKSHADWEEP
		9	10	11	12	13	14	15	16
1	ANDAMAN n NICOBAR	0.64				512.38			
2	ANDHRA PRADESH	8.92			0.04	690.21	4.20		
3	ARUNACHAL PRADESH								
4	ASSAM	80.63		0.27	0.24	1797.03	42.66		
5	BIHAR	494.54		0.84	25.26	1977.15	11.12		
6	CHANDIGARH	348.87		341.60	9.12	1503.56	3.25	1.43	
7	CHATTISGARH	67.37		0.98	0.01	404.86	1.17		
8	DAMAN n DIU								
9	DELHI	13462.44	3.26	3415.90	853.06	27139.72	1725.52	139.42	
10	GOA	535.62		0.53	0.79	322.74	0.49	0.17	
11	GUJARAT	0.03		7.43	7.72	5150.08	58.95		
12	HIMACHAL PRADESH								
13	JAMMU n KASHMIR	10.88		478.31	0.20	52.82	0.00	201.26	
14	JHARKHAND	31.22		1.01		861.97	1.36		
15	KARNATAKA	6166.47		265.08	500.94	1085.08	670.88	0.07	
16	KERALA	261.85		1.63	0.90	1696.07	2.23	0.18	1.32
17	LADAKH	0.30		114.71		0.30			
18	LAKSHADWEEP						100.79		

Table VI : State wise Total Movements of Goods by Air during 2022 - 23 (Quantity in Tonnes)

Sl No.	From State ---->> / To State ---->>	GUJARAT	HIMACHAL PRADESH	JAMMU n KASHMIR	JHARKHAND	KARNATAKA	KERALA	LADAKH	LAKSHADWEEP
		9	10	11	12	13	14	15	16
19	MADHYA PRADESH	58.74		1.46	4.66	1409.27	4.53		
20	MAHARASHTRA	5163.56		1346.63	456.23	16956.65	1392.29	13.69	
21	MANIPUR					37.29	0.08		
22	MEGHALAYA								
23	MIZORAM								
24	NAGALAND					14.79			
25	ORISSA	125.60		0.66	3.72	1277.77	1.13		
26	PONDICHERRY					4.81			
27	PUNJAB	14.23		24.24		66.16			
28	RAJASTHAN	221.40		0.12	0.17	1789.42	4.00		
29	SIKKIM								
30	TAMIL NADU	2913.61		193.23	46.93	5489.48	423.61	10.89	
31	TELANGANA	2734.18		26.67	28.18	7179.84	421.98		
32	TRIPURA	4.02				119.29	0.12		
33	UTTAR PRADESH	679.68		12.13	42.70	2315.46	4.97		
34	UTTARAKHAND	45.03				82.34			
35	WEST BENGAL	3622.36		59.03	25.04	9254.40	344.56		
Grand Total ---->>		37052.20	3.26	6292.45	2005.89	89190.92	5219.90	367.10	1.32

Table VI : State wise Total Movements of Goods by Air during 2022 - 23 (Quantity in Tonnes)

Sl No.	From State ---->> / To State ----->>	MADHYA PRADESH	MAHARASHTRA	MANIPUR	MIZORAM	NAGALAND	ORISSA	PONDICHERRY	PUNJAB
		17	18	19	20	21	22	23	24
1	ANDAMAN n NICOBAR		16.23						
2	ANDHRA PRADESH		276.77				0.17		
3	ARUNACHAL PRADESH								
4	ASSAM	7.42	2167.98	384.81	79.20	73.49	6.45		0.19
5	BIHAR	2.48	2573.38				4.00		13.07
6	CHANDIGARH	3.48	2330.90				0.47		8.90
7	CHATTISGARH	93.43	1609.71				0.88		
8	DAMAN n DIU		11.84						
9	DELHI	2064.07	44913.31	1547.44	40.56	112.73	487.75		331.14
10	GOA	17.04	1820.47	0.43			0.43		5.49
11	GUJARAT	35.07	5564.50				10.58		3.98
12	HIMACHAL PRADESH								
13	JAMMU n KASHMIR	2.06	615.19				0.03		33.53
14	JHARKHAND	0.65	1344.27				0.25		
15	KARNATAKA	665.56	18047.00	771.77		21.67	203.92	18.70	161.63
16	KERALA	6.57	4009.82	19.29			8.59		1.03
17	LADAKH	2.70	75.74						
18	LAKSHADWEEP								

Table VI : State wise Total Movements of Goods by Air during 2022 - 23 (Quantity in Tonnes)

Sl No.	From State ---->> / To State ---->>	MADHYA PRADESH	MAHARASHTRA	MANIPUR	MIZORAM	NAGALAND	ORISSA	PONDICHERRY	PUNJAB
		17	18	19	20	21	22	23	24
19	MADHYA PRADESH	0.03	2739.48				0.06		0.01
20	MAHARASHTRA	1570.72	5182.53	191.92	2.37	1.15	269.40		257.41
21	MANIPUR		14.58		0.11		0.04		
22	MEGHALAYA								
23	MIZORAM		0.93	0.38					
24	NAGALAND		0.10						
25	ORISSA	1.00	1870.07						
26	PONDICHERRY								
27	PUNJAB		226.58						
28	RAJASTHAN	7.28	3125.82	0.12			1.14		0.49
29	SIKKIM								
30	TAMIL NADU	371.80	14262.79	0.47			78.38		42.23
31	TELANGANA	276.08	7403.37	716.55			56.57	4.05	2.80
32	TRIPURA		0.41	53.67	0.12				
33	UTTAR PRADESH	16.35	3688.00				0.59		0.66
34	UTTARAKHAND	2.40	232.70						0.00
35	WEST BENGAL	285.22	11414.12	646.39	139.02	154.66	327.25		64.42
Grand Total ---->>		5431.39	135538.63	4333.26	261.39	363.70	1456.95	22.75	926.98

Table VI : State wise Total Movements of Goods by Air during 2022 - 23 (Quantity in Tonnes)

Sl No.	From State ---->> / To State ---->>	RAJASTHAN	TAMIL NADU	TELANGANA	TRIPURA	UTTAR PRADESH	UTTARAKHAND	WEST BENGAL	Grand Total
		25	26	27	28	29	30	31	
1	ANDAMAN n NICOBAR		1670.33	24.99				1533.86	4207.74
2	ANDHRA PRADESH	0.17	456.05	754.07		0.21		28.66	3889.72
3	ARUNACHAL PRADESH							0.07	0.08
4	ASSAM	253.54	811.73	460.67	90.97	28.08	1.84	5832.19	18060.17
5	BIHAR	21.98	243.87	466.01		69.40		711.09	11995.25
6	CHANDIGARH	5.46	470.39	441.71		12.95	8.32	139.30	6147.27
7	CHATTISGARH	0.01	104.88	167.65		3.69	0.40	236.53	5237.60
8	DAMAN n DIU								11.84
9	DELHI	752.84	19534.87	12601.36	24.61	1824.52	243.37	24256.35	161258.25
10	GOA	19.23	131.56	305.26		8.99		111.55	5716.02
11	GUJARAT	91.63	3511.71	1671.09	28.69	134.08	21.92	2537.50	33645.81
12	HIMACHAL PRADESH								9.96
13	JAMMU n KASHMIR	0.04	7.32	24.98		1.99		21.45	7876.35
14	JHARKHAND	1.14	281.48	117.49		25.21		26.43	5950.57
15	KARNATAKA	2634.95	3219.32	3049.39	373.73	1843.88	436.46	7577.70	89152.57
16	KERALA	5.94	621.65	509.39	0.58	2.51		443.91	14098.64
17	LADAKH		0.19			0.06		0.44	2493.93
18	LAKSHADWEEP								100.79

Table VI : State wise Total Movements of Goods by Air during 2022 - 23 (Quantity in Tonnes)

Sl No.	From State ---->> / To State ---->>	RAJASTHAN	TAMIL NADU	TELANGANA	TRIPURA	UTTAR PRADESH	UTTARAKHAND	WEST BENGAL	Grand Total
		25	26	27	28	29	30	31	
19	MADHYA PRADESH	1.80	667.07	502.48		0.98		283.39	9878.33
20	MAHARASHTRA	2487.16	15530.30	4731.29		1454.60	63.74	11336.06	129052.52
21	MANIPUR		0.01	18.60	9.86	0.08		1203.65	3497.50
22	MEGHALAYA				0.00			2.15	2.15
23	MIZORAM				0.09			377.32	571.39
24	NAGALAND							927.68	999.85
25	ORISSA	33.05	594.72	408.14		2.04	0.10	583.35	8950.05
26	PONDICHERRY			37.18					41.99
27	PUNJAB	4.62	7.28	1.06		0.28		19.77	865.15
28	RAJASTHAN	2.16	509.78	542.43		6.72	0.02	859.14	8064.97
29	SIKKIM							0.06	0.15
30	TAMIL NADU	675.09	820.05	2386.14		429.48	288.57	4568.60	54955.14
31	TELANGANA	1248.04	3147.76			584.51	35.66	3585.67	44520.48
32	TRIPURA		4.05					3070.66	3877.82
33	UTTAR PRADESH	15.10	496.45	457.24		17.12	14.54	614.91	12631.70
34	UTTARAKHAND	0.48	8.96	40.01		16.43		4.18	646.81
35	WEST BENGAL	1689.88	5324.57	3751.84	281.11	482.21	5.24	1832.80	63966.30
Grand Total ---->>		9944.32	58176.35	33470.47	809.63	6950.00	1120.18	72726.41	712374.84

Table VII : State wise Total Movements of Goods by River during 2022 - 23 (Quantity in Tonnes)

Sl. No.	From State --->> / To State ---<<	Andhra Pradesh	Assam	Bihar	Goa	Gujarat	Jharkhand	Karnataka	Kerala	Maharashtra	Odisha	Uttar Pradesh	West Bengal	Grand Total
		1	2	3	4	5	6	7	8	9	10	11	12	
1	Andhra Pradesh					7443841.00								7443841.00
2	Assam		308216.35										2084.00	310300.35
3	Bihar						1037500.00					39.82	213592.77	1251132.59
4	Goa				2928925.00									2928925.00
5	Gujarat					2330705.12				60368.20				2391073.32
6	Karnataka					124032.00				9990.00				134022.00
7	Kerala	64400.00				4275.00			2703003.80					2771678.80
8	Maharashtra	5406914.00			22823.00	659498.07		135720.00		27847693.68	6347877.00		96211.00	40516736.75
9	Odisha	25000.00				5267835.00					883624.11			6176459.11
10	Puducherry	50000.00												50000.00
11	Tamil Nadu					109666.00								109666.00
12	Uttar Pradesh											397.00	48945.00	49342.00
13	West Bengal		3631.28	128.67			450585.00						7353975.71	7808320.66
Grand Total --->>		5546314.00	311847.63	128.67	2951748.00	15939852.19	1488085.00	135720.00	2703003.80	27918051.88	7231501.11	436.82	7714808.48	71941497.58

Table VIII : State Wise Inward, Outward and Internal Movements of Goods on Principal Commodities by River during 2022 - 23 (Quantity in Tonnes)

Sl. No.	Principal Commodity	Andhra Pradesh			Assam			Bihar			Goa		
		Outward	Inward	Internal	Outward	Inward	Internal	Outward	Inward	Internal	Outward	Inward	Internal
	1	2	3	4	5	6	7	8	9	10	11	12	13
1	ALCOHOLIC BEVERAGES												
2	BICYCLE AND PARTS						2946.30						
3	BULK MINERALS AND ORES												10550.00
4	CERAMICS AND ALLIED PRODUCTS												
5	CMNT, CLINKR AND ASBSTOS CMNT	139400.00											
6	COAL,COKE AND BRIQUITTES ETC				3631.28						22823.00		674624.00
7	CRANES, LIFTS AND WINCHES												
8	FERTILEZERS MANUFACTURED												
9	GRANIT, NATRL STONE AND PRODCT						300.33		1037500.00				
10	INDL. MACHNRY FOR DAIRY ETC		32000.00										2539.00
11	INORGANIC CHEMICALS												
12	IRON AND STEEL												108987.00
13	IRON ORE	5406914.00	7394941.00										2132225.00
14	MARINE PRODUCTS												
15	MOLLASES												

Table VIII : State Wise Inward, Outward and Internal Movements of Goods on Principal Commodities by River during 2022 - 23 (Quantity in Tonnes)

Sl. No.	Principal Commodity	Andhra Pradesh			Assam			Bihar			Goa		
		Outward	Inward	Internal	Outward	Inward	Internal	Outward	Inward	Internal	Outward	Inward	Internal
	1	2	3	4	5	6	7	8	9	10	11	12	13
16	MOTOR VEHICLE/CARS						35648.04		801.00				
17	ORGANIC CHEMICALS												
18	OTHER COMMODITIES						107462.32		198849.82				
19	OTHER CRUDE MINERALS												
20	OTHER WOOD AND WOOD PRODUCTS												
21	PETROLEUM PRODUCTS												
22	PROCESSED MINERALS		16900.00										
23	PROJECT GOODS					2084.00			2242.60				
24	PULSES												
25	RAILWY TRNSPRT EQUIPMNTS, PRTS												
26	RICE(OTHER THAN BASMOTI)						19546.24	128.67					
27	SHIP, BOAT AND FLOATING STRUCT												
28	SUGAR												
29	TWO AND THREE WHEELERS						142313.12		11638.00				
30	VEGETABLE OILS								101.17				
Grand Total --->>		5546314.00	7443841.00		3631.28	2084.00	308216.35	128.67	1251132.59		22823.00		2928925.00

Table VIII : State Wise Inward, Outward and Internal Movements of Goods on Principal Commodities by River during 2022 - 23 (Quantity in Tonnes)

Sl. No.	Principal Commodity	Gujarat			Jharkhand			Karnataka			Kerala		
		Outward	Inward	Internal	Outward	Inward	Internal	Outward	Inward	Internal	Outward	Inward	Internal
	1	14	15	16	17	18	19	20	21	22	23	24	25
1	ALCOHOLIC BEVERAGES												
2	BICYCLE AND PARTS												
3	BULK MINERALS AND ORES	48078.00											
4	CERAMICS AND ALLIED PRODUCTS												1790.00
5	CMNT, CLINKR AND ASBSTOS CMNT	1436.00		1595751.00					1436.00			64400.00	120.00
6	COAL,COKE AND BRIQUITTES ETC	16475.00	2980.00	270364.00				80616.00					
7	CRANES, LIFTS AND WINCHES												24.00
8	FERTILEZERS MANUFACTURED												202058.00
9	GRANIT, NATRL STONE AND PRODCT				1488085.00								8245.00
10	INDL. MACHNRY FOR DAIRY ETC	120999.00	4100.00	84765.00									
11	INORGANIC CHEMICALS												512511.50
12	IRON AND STEEL	1191490.93	13184.13	194396.00					122596.00			4275.00	
13	IRON ORE	12118811.00		56600.00				55104.00					
14	MARINE PRODUCTS												202274.00
15	MOLLASES												

Table VIII : State Wise Inward, Outward and Internal Movements of Goods on Principal Commodities by River during 2022 - 23 (Quantity in Tonnes)

Sl. No.	Principal Commodity	Gujarat			Jharkhand			Karnataka			Kerala		
		Outward	Inward	Internal	Outward	Inward	Internal	Outward	Inward	Internal	Outward	Inward	Internal
	1	14	15	16	17	18	19	20	21	22	23	24	25
16	MOTOR VEHICLE/CARS												383078.70
17	ORGANIC CHEMICALS	21449.00	600.00	72424.00									
18	OTHER COMMODITIES	972.00	2022.00	6329.12									2011.00
19	OTHER CRUDE MINERALS			50076.00									
20	OTHER WOOD AND WOOD PRODUCTS												
21	PETROLEUM PRODUCTS	2557.00	22482.07										67174.10
22	PROCESSED MINERALS	86879.14											502820.00
23	PROJECT GOODS												
24	PULSES												
25	RAILWY TRNSPRT EQUIPMNTS, PRTS												669291.00
26	RICE(OTHER THAN BASMOTI)												1000.00
27	SHIP, BOAT AND FLOATING STRUCT												149792.00
28	SUGAR		15000.00						9990.00				
29	TWO AND THREE WHEELERS												814.50
30	VEGETABLE OILS												
Grand Total --->>		13609147.07	60368.20	2330705.12	1488085.00			135720.00	134022.00			68675.00	2703003.80

Table VIII : State Wise Inward, Outward and Internal Movements of Goods on Principal Commodities by River during 2022 - 23 (Quantity in Tonnes)

Sl. No.	Principal Commodity	Maharashtra			Odisha			Puducherry			Tamil Nadu		
		Outward	Inward	Internal	Outward	Inward	Internal	Outward	Inward	Internal	Outward	Inward	Internal
	1	26	27	28	29	30	31	32	33	34	35	36	37
1	ALCOHOLIC BEVERAGES			10671.67									
2	BICYCLE AND PARTS												
3	BULK MINERALS AND ORES					48078.00							
4	CERAMICS AND ALLIED PRODUCTS												
5	CMNT, CLINKR AND ASBSTOS CMNT			129836.00		25000.00			50000.00				
6	COAL,COKE AND BRIQUITTES ETC	2980.00	119914.00	13192404.88									
7	CRANES, LIFTS AND WINCHES												
8	FERTILEZERS MANUFACTURED												
9	GRANIT, NATRL STONE AND PRODCT						1328.50						
10	INDL. MACHNRY FOR DAIRY ETC	4100.00	78999.00			10000.00	1860.00						
11	INORGANIC CHEMICALS												
12	IRON AND STEEL	13184.13	469066.93	59061.49		485887.00						109666.00	
13	IRON ORE		11829342.00	14381211.20	6271113.00	4723870.00							
14	MARINE PRODUCTS						125491.61						
15	MOLLASES		76764.00		76764.00								

Table VIII : State Wise Inward, Outward and Internal Movements of Goods on Principal Commodities by River during 2022 - 23 (Quantity in Tonnes)

Sl. No.	Principal Commodity	Maharashtra			Odisha			Puducherry			Tamil Nadu		
		Outward	Inward	Internal	Outward	Inward	Internal	Outward	Inward	Internal	Outward	Inward	Internal
	1	26	27	28	29	30	31	32	33	34	35	36	37
16	MOTOR VEHICLE/CARS												
17	ORGANIC CHEMICALS	600.00	21449.00										
18	OTHER COMMODITIES	2022.00	972.00	20207.07									
19	OTHER CRUDE MINERALS			2050.00									
20	OTHER WOOD AND WOOD PRODUCTS												
21	PETROLEUM PRODUCTS	22482.07	2557.00	21799.52									
22	PROCESSED MINERALS		69979.14				754944.00						
23	PROJECT GOODS												
24	PULSES												
25	RAILWY TRNSPRT EQUIPMNTS, PRTS												
26	RICE(OTHER THAN BASMOTI)												
27	SHIP, BOAT AND FLOATING STRUCT												
28	SUGAR	24990.00		30451.85									
29	TWO AND THREE WHEELERS												
30	VEGETABLE OILS												
Grand Total --->>		70358.20	12669043.07	27847693.68	6347877.00	5292835.00	883624.11		50000.00			109666.00	

Table VIII : State Wise Inward, Outward and Internal Movements of Goods on Principal Commodities by River during 2022 - 23 (Quantity in Tonnes)

Sl. No.	Principal Commodity	Uttar Pradesh			West Bengal			Grand Total		
		Outward	Inward	Internal	Outward	Inward	Internal	Outward	Inward	Internal
	1	38	39	40	41	42	43	44	45	46
1	ALCOHOLIC BEVERAGES									10671.67
2	BICYCLE AND PARTS									2946.30
3	BULK MINERALS AND ORES						352000.00	48078.00	48078.00	362550.00
4	CERAMICS AND ALLIED PRODUCTS						797616.00			799406.00
5	CMNT, CLINKR AND ASBSTOS CMNT						2448.14	140836.00	140836.00	1728155.14
6	COAL,COKE AND BRIQUITTES ETC					3631.28	2596001.00	126525.28	126525.28	16733393.88
7	CRANES, LIFTS AND WINCHES									24.00
8	FERTILEZERS MANUFACTURED						252000.00			454058.00
9	GRANIT, NATRL STONE AND PRODCT			397.00		450585.00	72749.32	1488085.00	1488085.00	83020.15
10	INDL. MACHNRY FOR DAIRY ETC							125099.00	125099.00	89164.00
11	INORGANIC CHEMICALS									512511.50
12	IRON AND STEEL							1204675.06	1204675.06	362444.49
13	IRON ORE				96211.00		39000.00	23948153.00	23948153.00	16609036.20
14	MARINE PRODUCTS									327765.61
15	MOLLASES							76764.00	76764.00	

Table VIII : State Wise Inward, Outward and Internal Movements of Goods on Principal Commodities by River during 2022 - 23 (Quantity in Tonnes)

Sl. No.	Principal Commodity	Uttar Pradesh			West Bengal			Grand Total		
		Outward	Inward	Internal	Outward	Inward	Internal	Outward	Inward	Internal
	1	38	39	40	41	42	43	44	45	46
16	MOTOR VEHICLE/CARS		800.00		1601.00		132807.00	1601.00	1601.00	551533.74
17	ORGANIC CHEMICALS							22049.00	22049.00	72424.00
18	OTHER COMMODITIES	39.82	45960.00		244770.00		2066500.00	247803.82	247803.82	2202509.51
19	OTHER CRUDE MINERALS									52126.00
20	OTHER WOOD AND WOOD PRODUCTS						5000.00			5000.00
21	PETROLEUM PRODUCTS						507000.00	25039.07	25039.07	595973.62
22	PROCESSED MINERALS						152734.66	86879.14	86879.14	1410498.66
23	PROJECT GOODS				4326.60		920.00	4326.60	4326.60	920.00
24	PULSES						338000.00			338000.00
25	RAILWY TRNSPRT EQUIPMNTS, PRTS									669291.00
26	RICE(OTHER THAN BASMOTI)					128.67	3000.00	128.67	128.67	23546.24
27	SHIP, BOAT AND FLOATING STRUCT									149792.00
28	SUGAR							24990.00	24990.00	30451.85
29	TWO AND THREE WHEELERS		2185.00		13823.00		36199.59	13823.00	13823.00	179327.21
30	VEGETABLE OILS				101.17			101.17	101.17	
Grand Total --->>		39.82	48945.00	397.00	360832.77	454344.95	7353975.71	27584956.81	27584956.81	44356540.77

Table IX State wise Inward, Outward and Internal Movements of Goods on ITCHS Chapter by River during 2022 - 23 (Quantity in Tonnes)

Sl. No.	Chapter Code	Chapter Description	Andhra Pradesh			Assam			Bihar			Goa		
			Outward	Inward	Internal	Outward	Inward	Internal	Outward	Inward	Internal	Outward	Inward	Internal
	1	2	3	4	5	6	7	8	9	10	11	12	13	14
1	01	LIVE ANIMALS						10437.88						
2	03	FISH AND CRUSTACEANS, MOLLUSCS AND OTHER AQUATIC INVERTEBRATES												
3	07	EDIBLE VEGETABLES AND CERTAIN ROOTS AND TUBERS												
4	10	CEREALS						19546.24	128.67					
5	14	VEGETABLE PLAITING MATERIALS; VEGETABLE PRODUCTS NOT ELSEWHERE SPECIFIED OR INCLUDED						97024.44		198810.00				
6	15	ANIMAL OR VEGETABLE FATS & OILS & THEIR CLEAVAGE PRODUCTS; ANIMAL VEGETABLE WAXES								101.17				
7	17	SUGARS AND SUGAR CONFECTIONERY												
8	22	BEVERAGES, SPIRITS AND VINEGAR												
9	25	SALT; SULPHUR; EARTHS AND STONE; PLASTERING MATERIALS, LIME AND CEMENT	139400.00	16900.00				300.33		1037500.00				10550.00
10	26	ORES, SLAG AND ASH	5406914.00	7394941.00										2132225.00
11	27	MINERAL FUELS, MINERAL OILS & PRODUCTS; BITUMINOUS SUBSTANCES; MINERAL WAXES				3631.28						22823.00		674624.00
12	28	INORGANIC CHEMICALS; COMPOUNDS OF PRECIOUS METALS, OR RARE-EARTH METALS, OF RADIO-ACTIVE ELEMENTS OR OF ISOTOPES.												
13	29	ORGANIC CHEMICALS												

Table IX State wise Inward, Outward and Internal Movements of Goods on ITCHS Chapter by River during 2022 - 23 (Quantity in Tonnes)

Sl. No.	Chapter Code	Chapter Description	Andhra Pradesh			Assam			Bihar			Goa		
			Outward	Inward	Internal	Outward	Inward	Internal	Outward	Inward	Internal	Outward	Inward	Internal
	1	2	3	4	5	6	7	8	9	10	11	12	13	14
14	31	FERTILIZERS												
15	38	MISCELLANEOUS CHEMICAL PRODUCTS												
16	44	WOOD & ARTICLES OF WOODS ; WOOD CHARCOAL												
17	69	CERAMIC PRODUCTS												
18	72	IRON & STEEL												108987.00
19	84	NUCLEAR REACTORS, BOILERS, MACHINERY AND MECHANICAL APPLIANCES; PARTS THEREOF		32000.00										2539.00
20	85	ELECTRICAL MACHINERY & EQUIPMENT & PARTS THEREOF; SOUND & TV RECORDERS & REPRODUCERS & PARTS THEREOF												
21	86	RAILWAY/TRAMWAY LOCOMOTIVES, TRUCKS ETC., EQUIPMENT AND PARTS THEREOF												
22	87	ROAD VEHICLES AND PARTS						180907.46		12439.00				
23	89	SHIP, BOAT & FLOATING STRUCTURE												
24	98	PROJECTS GOODS; SOME SPECIAL USES					2084.00			2242.60				
25	99	MISCELLANEOUS GOODS								39.82				
Grand Total ---->>			5546314.00	7443841.00		3631.28	2084.00	308216.35	128.67	1251132.59		22823.00		2928925.00

Table IX State wise Inward, Outward and Internal Movements of Goods on ITCHS Chapter by River during 2022 - 23 (Quantity in Tonnes)

Sl. No.	Chapter Code	Chapter Description	Gujarat			Jharkhand			Karnataka			Kerala		
			Outward	Inward	Internal	Outward	Inward	Internal	Outward	Inward	Internal	Outward	Inward	Internal
	1	2	15	16	17	18	19	20	21	22	23	24	25	26
1	01	LIVE ANIMALS												
2	03	FISH AND CRUSTACEANS, MOLLUSCS AND OTHER AQUATIC INVERTEBRATES												202274.00
3	07	EDIBLE VEGETABLES AND CERTAIN ROOTS AND TUBERS												
4	10	CEREALS												1000.00
5	14	VEGETABLE PLAITING MATERIALS; VEGETABLE PRODUCTS NOT ELSEWHERE SPECIFIED OR INCLUDED												
6	15	ANIMAL OR VEGETABLE FATS & OILS & THEIR CLEAVAGE PRODUCTS; ANIMAL VEGETABLE WAXES												
7	17	SUGARS AND SUGAR CONFECTIONERY		15000.00						9990.00				
8	22	BEVERAGES, SPIRITS AND VINEGAR												
9	25	SALT; SULPHUR; EARTHS AND STONE; PLASTERING MATERIALS, LIME AND CEMENT	88315.14		1595751.00	1488085.00				1436.00			64400.00	511185.00
10	26	ORES, SLAG AND ASH	12166889.00		106676.00				55104.00					
11	27	MINERAL FUELS, MINERAL OILS & PRODUCTS; BITUMINOUS SUBSTANCES; MINERAL WAXES	19032.00	25462.07	270364.00				80616.00					67174.10
12	28	INORGANIC CHEMICALS; COMPOUNDS OF PRECIOUS METALS, OR RARE-EARTH METALS, OF RADIO-ACTIVE ELEMENTS OR OF ISOTOPES.												512511.50
13	29	ORGANIC CHEMICALS	21449.00	600.00	72424.00									

Table IX State wise Inward, Outward and Internal Movements of Goods on ITCHS Chapter by River during 2022 - 23 (Quantity in Tonnes)

Sl. No.	Chapter Code	Chapter Description	Gujarat			Jharkhand			Karnataka			Kerala		
			Outward	Inward	Internal	Outward	Inward	Internal	Outward	Inward	Internal	Outward	Inward	Internal
	1	2	15	16	17	18	19	20	21	22	23	24	25	26
14	31	FERTILIZERS												202058.00
15	38	MISCELLANEOUS CHEMICAL PRODUCTS												2011.00
16	44	WOOD & ARTICLES OF WOODS ; WOOD CHARCOAL												
17	69	CERAMIC PRODUCTS												1790.00
18	72	IRON & STEEL	1191490.93	13184.13	194396.00					122596.00			4275.00	
19	84	NUCLEAR REACTORS, BOILERS, MACHINERY AND MECHANICAL APPLIANCES; PARTS THEREOF	120999.00	4100.00	84765.00									24.00
20	85	ELECTRICAL MACHINERY & EQUIPMENT & PARTS THEREOF; SOUND & TV RECORDERS & REPRODUCERS & PARTS THEREOF	972.00	2022.00	6329.12									
21	86	RAILWAY/TRAMWAY LOCOMOTIVES, TRUCKS ETC., EQUIPMENT AND PARTS THEREOF												669291.00
22	87	ROAD VEHICLES AND PARTS												383893.20
23	89	SHIP, BOAT & FLOATING STRUCTURE												149792.00
24	98	PROJECTS GOODS; SOME SPECIAL USES												
25	99	MISCELLANEOUS GOODS												
Grand Total ---->>			13609147.07	60368.20	2330705.12	1488085.00			135720.00	134022.00			68675.00	2703003.80

Table IX State wise Inward, Outward and Internal Movements of Goods on ITCHS Chapter by River during 2022 - 23 (Quantity in Tonnes)

Sl. No.	Chapter Code	Chapter Description	Maharashtra			Odisha			Puducherry			Tamil Nadu		
			Outward	Inward	Internal	Outward	Inward	Internal	Outward	Inward	Internal	Outward	Inward	Internal
	1	2	27	28	29	30	31	32	33	34	35	36	37	38
1	01	LIVE ANIMALS												
2	03	FISH AND CRUSTACEANS, MOLLUSCS AND OTHER AQUATIC INVERTEBRATES						125491.61						
3	07	EDIBLE VEGETABLES AND CERTAIN ROOTS AND TUBERS												
4	10	CEREALS												
5	14	VEGETABLE PLAITING MATERIALS; VEGETABLE PRODUCTS NOT ELSEWHERE SPECIFIED OR INCLUDED												
6	15	ANIMAL OR VEGETABLE FATS & OILS & THEIR CLEAVAGE PRODUCTS; ANIMAL VEGETABLE WAXES												
7	17	SUGARS AND SUGAR CONFECTIONERY	24990.00	76764.00	30451.85	76764.00								
8	22	BEVERAGES, SPIRITS AND VINEGAR			10671.67									
9	25	SALT; SULPHUR; EARTHS AND STONE; PLASTERING MATERIALS, LIME AND CEMENT		69979.14	131886.00		25000.00	756272.50		50000.00				
10	26	ORES, SLAG AND ASH		11829342.00	14381211.20	6271113.00	4771948.00							
11	27	MINERAL FUELS, MINERAL OILS & PRODUCTS; BITUMINOUS SUBSTANCES; MINERAL WAXES	25462.07	122471.00	13214204.40									
12	28	INORGANIC CHEMICALS; COMPOUNDS OF PRECIOUS METALS, OR RARE-EARTH METALS, OF RADIO-ACTIVE ELEMENTS OR OF ISOTOPES.												
13	29	ORGANIC CHEMICALS	600.00	21449.00										

Table IX State wise Inward, Outward and Internal Movements of Goods on ITCHS Chapter by River during 2022 - 23 (Quantity in Tonnes)

Sl. No.	Chapter Code	Chapter Description	Maharashtra			Odisha			Puducherry			Tamil Nadu		
			Outward	Inward	Internal	Outward	Inward	Internal	Outward	Inward	Internal	Outward	Inward	Internal
	1	2	27	28	29	30	31	32	33	34	35	36	37	38
14	31	FERTILIZERS												
15	38	MISCELLANEOUS CHEMICAL PRODUCTS												
16	44	WOOD & ARTICLES OF WOODS ; WOOD CHARCOAL												
17	69	CERAMIC PRODUCTS												
18	72	IRON & STEEL	13184.13	469066.93	59061.49		485887.00						109666.00	
19	84	NUCLEAR REACTORS, BOILERS, MACHINERY AND MECHANICAL APPLIANCES; PARTS THEREOF	4100.00	78999.00			10000.00	1860.00						
20	85	ELECTRICAL MACHINERY & EQUIPMENT & PARTS THEREOF; SOUND & TV RECORDERS & REPRODUCERS & PARTS THEREOF	2022.00	972.00										
21	86	RAILWAY/TRAMWAY LOCOMOTIVES, TRUCKS ETC., EQUIPMENT AND PARTS THEREOF												
22	87	ROAD VEHICLES AND PARTS												
23	89	SHIP, BOAT & FLOATING STRUCTURE												
24	98	PROJECTS GOODS; SOME SPECIAL USES												
25	99	MISCELLANEOUS GOODS			20207.07									
Grand Total ---->>			70358.20	12669043.07	27847693.68	6347877.00	5292835.00	883624.11		50000.00			109666.00	

Table IX State wise Inward, Outward and Internal Movements of Goods on ITCHS Chapter by River during 2022 - 23 (Quantity in Tonnes)

Sl. No.	Chapter Code	Chapter Description	Uttar Pradesh			West Bengal			Grand Total		
			Outward	Inward	Internal	Outward	Inward	Internal	Outward	Inward	Internal
	1	2	39	40	41	42	43	44	45	46	47
1	01	LIVE ANIMALS									10437.88
2	03	FISH AND CRUSTACEANS, MOLLUSCS AND OTHER AQUATIC INVERTEBRATES									327765.61
3	07	EDIBLE VEGETABLES AND CERTAIN ROOTS AND TUBERS						338000.00			338000.00
4	10	CEREALS					128.67	3000.00	128.67	128.67	23546.24
5	14	VEGETABLE PLAITING MATERIALS; VEGETABLE PRODUCTS NOT ELSEWHERE SPECIFIED OR INCLUDED		45960.00		244770.00		1730500.00	244770.00	244770.00	1827524.44
6	15	ANIMAL OR VEGETABLE FATS & OILS & THEIR CLEAVAGE PRODUCTS; ANIMAL VEGETABLE WAXES				101.17			101.17	101.17	
7	17	SUGARS AND SUGAR CONFECTIONERY							101754.00	101754.00	30451.85
8	22	BEVERAGES, SPIRITS AND VINEGAR									10671.67
9	25	SALT; SULPHUR; EARTHS AND STONE; PLASTERING MATERIALS, LIME AND CEMENT			397.00		450585.00	471932.12	1715800.14	1715800.14	3478273.95
10	26	ORES, SLAG AND ASH				96211.00		147000.00	23996231.00	23996231.00	16767112.20
11	27	MINERAL FUELS, MINERAL OILS & PRODUCTS; BITUMINOUS SUBSTANCES; MINERAL WAXES					3631.28	3103001.00	151564.35	151564.35	17329367.50
12	28	INORGANIC CHEMICALS; COMPOUNDS OF PRECIOUS METALS, OR RARE-EARTH METALS, OF RADIO-ACTIVE ELEMENTS OR OF ISOTOPES.									512511.50
13	29	ORGANIC CHEMICALS							22049.00	22049.00	72424.00

Table IX State wise Inward, Outward and Internal Movements of Goods on ITCHS Chapter by River during 2022 - 23 (Quantity in Tonnes)

Sl. No.	Chapter Code	Chapter Description	Uttar Pradesh			West Bengal			Grand Total		
			Outward	Inward	Internal	Outward	Inward	Internal	Outward	Inward	Internal
	1	2	39	40	41	42	43	44	45	46	47
14	31	FERTILIZERS						252000.00			454058.00
15	38	MISCELLANEOUS CHEMICAL PRODUCTS									2011.00
16	44	WOOD & ARTICLES OF WOODS ; WOOD CHARCOAL						5000.00			5000.00
17	69	CERAMIC PRODUCTS						797616.00			799406.00
18	72	IRON & STEEL							1204675.06	1204675.06	362444.49
19	84	NUCLEAR REACTORS, BOILERS, MACHINERY AND MECHANICAL APPLIANCES; PARTS THEREOF							125099.00	125099.00	89188.00
20	85	ELECTRICAL MACHINERY & EQUIPMENT & PARTS THEREOF; SOUND & TV RECORDERS & REPRODUCERS & PARTS THEREOF							2994.00	2994.00	6329.12
21	86	RAILWAY/TRAMWAY LOCOMOTIVES, TRUCKS ETC., EQUIPMENT AND PARTS THEREOF									669291.00
22	87	ROAD VEHICLES AND PARTS		2985.00		15424.00		169006.59	15424.00	15424.00	733807.25
23	89	SHIP, BOAT & FLOATING STRUCTURE									149792.00
24	98	PROJECTS GOODS; SOME SPECIAL USES				4326.60		920.00	4326.60	4326.60	920.00
25	99	MISCELLANEOUS GOODS	39.82					336000.00	39.82	39.82	356207.07
Grand Total ---->>			39.82	48945.00	397.00	360832.77	454344.95	7353975.71	27584956.81	27584956.81	44356540.77

Table X : Inter - State Movements of Goods on Principal Commodities By River During 2022 - 23 (Quantity in Tonnes)

Sl. No.	From State --->> / To State ---->>	Princimal Commodity	Andhra Pradesh	Assam	Bihar	Goa	Gujarat	Jharkhand	Karnataka
	1	2	3	4	5	6	7	8	9
1	Andhra Pradesh	INDL. MACHNRY FOR DAIRY ETC					32000.00		
2		IRON ORE					7394941.00		
3		PROCESSED MINERALS					16900.00		
4	Assam	BICYCLE AND PARTS		2946.30					
5		GRANIT, NATRL STONE AND PRODCT		300.33					
6		MOTOR VEHICLE/CARS		35648.04					
7		OTHER COMMODITIES		107462.32					
8		PROJECT GOODS							
9		RICE(OTHER THAN BASMOTI)		19546.24					
10		TWO AND THREE WHEELERS		142313.12					
11	Bihar	GRANIT, NATRL STONE AND PRODCT						1037500.00	
12		MOTOR VEHICLE/CARS							
13		OTHER COMMODITIES							
14		PROJECT GOODS							
15		TWO AND THREE WHEELERS							
16		VEGETABLE OILS							

Table X : Inter - State Movements of Goods on Principal Commodities By River During 2022 - 23 (Quantity in Tonnes)

Sl. No.	From State --->> / To State ---->>	Princimal Commodity	Andhra Pradesh	Assam	Bihar	Goa	Gujarat	Jharkhand	Karnataka
	1	2	3	4	5	6	7	8	9
17	Goa	BULK MINERALS AND ORES				10550.00			
18		COAL,COKE AND BRIQUITTES ETC				674624.00			
19		INDL. MACHNRY FOR DAIRY ETC				2539.00			
20		IRON AND STEEL				108987.00			
21		IRON ORE				2132225.00			
22	Gujarat	CMNT, CLINKR AND ASBSTOS CMNT					1595751.00		
23		COAL,COKE AND BRIQUITTES ETC					270364.00		
24		INDL. MACHNRY FOR DAIRY ETC					84765.00		
25		IRON AND STEEL					194396.00		
26		IRON ORE					56600.00		
27		ORGANIC CHEMICALS					72424.00		
28		OTHER COMMODITIES					6329.12		
29		OTHER CRUDE MINERALS					50076.00		
30		PETROLEUM PRODUCTS							
31		SUGAR							
32	Karnataka	CMNT, CLINKR AND ASBSTOS CMNT					1436.00		
33		IRON AND STEEL					122596.00		
34		SUGAR							

Table X : Inter - State Movements of Goods on Principal Commodities By River During 2022 - 23 (Quantity in Tonnes)

Sl. No.	From State --->> / To State --->>	Princimal Commodity	Andhra Pradesh	Assam	Bihar	Goa	Gujarat	Jharkhand	Karnataka
	1	2	3	4	5	6	7	8	9
35	Kerala	CERAMICS AND ALLIED PRODUCTS							
36		CMNT, CLINKR AND ASBSTOS CMNT	64400.00						
37		CRANES, LIFTS AND WINCHES							
38		FERTILEZERS MANUFACTURED							
39		GRANIT, NATRL STONE AND PRODCT							
40		INORGANIC CHEMICALS							
41		IRON AND STEEL					4275.00		
42		MARINE PRODUCTS							
43		MOTOR VEHICLE/CARS							
44		OTHER COMMODITIES							
45		PETROLEUM PRODUCTS							
46		PROCESSED MINERALS							
47		RAILWY TRNSPRT EQUIPMNTS, PRTS							
48		RICE(OTHER THAN BASMOTI)							
49		SHIP, BOAT AND FLOATING STRUCT							
50		TWO AND THREE WHEELERS							

Table X : Inter - State Movements of Goods on Principal Commodities By River During 2022 - 23 (Quantity in Tonnes)

Sl. No.	From State --->> / To State ---->>	Princimal Commodity	Andhra Pradesh	Assam	Bihar	Goa	Gujarat	Jharkhand	Karnataka
	1	2	3	4	5	6	7	8	9
51	Maharashtra	ALCOHOLIC BEVERAGES							
52		CMNT, CLINKR AND ASBSTOS CMNT							
53		COAL,COKE AND BRIQUITTES ETC				22823.00	16475.00		80616.00
54		INDL. MACHNRY FOR DAIRY ETC					78999.00		
55		IRON AND STEEL					469066.93		
56		IRON ORE	5406914.00						55104.00
57		MOLLASES							
58		ORGANIC CHEMICALS					21449.00		
59		OTHER COMMODITIES					972.00		
60		OTHER CRUDE MINERALS							
61		PETROLEUM PRODUCTS					2557.00		
62		PROCESSED MINERALS					69979.14		
63		SUGAR							
64	Odisha	BULK MINERALS AND ORES					48078.00		
65		CMNT, CLINKR AND ASBSTOS CMNT	25000.00						

Table X : Inter - State Movements of Goods on Principal Commodities By River During 2022 - 23 (Quantity in Tonnes)

Sl. No.	From State --->> / To State ---->>	Princimal Commodity	Andhra Pradesh	Assam	Bihar	Goa	Gujarat	Jharkhand	Karnataka
	1	2	3	4	5	6	7	8	9
66	Odisha	GRANIT, NATRL STONE AND PRODCT							
67		INDL. MACHNRY FOR DAIRY ETC					10000.00		
68		IRON AND STEEL					485887.00		
69		IRON ORE					4723870.00		
70		MARINE PRODUCTS							
71		PROCESSED MINERALS							
72	Puducherry	CMNT, CLINKR AND ASBSTOS CMNT	50000.00						
73	Tamil Nadu	IRON AND STEEL					109666.00		
74	Uttar Pradesh	GRANIT, NATRL STONE AND PRODCT							
75		MOTOR VEHICLE/CARS							
76		OTHER COMMODITIES							
77		TWO AND THREE WHEELERS							
78	West Bengal	BULK MINERALS AND ORES							
79		CERAMICS AND ALLIED PRODUCTS							
80		CMNT, CLINKR AND ASBSTOS CMNT							

Table X : Inter - State Movements of Goods on Principal Commodities By River During 2022 - 23 (Quantity in Tonnes)

Sl. No.	From State --->> / To State ---->>	Princimal Commodity	Andhra Pradesh	Assam	Bihar	Goa	Gujarat	Jharkhand	Karnataka
	1	2	3	4	5	6	7	8	9
81	West Bengal	COAL,COKE AND BRIQUITTES ETC		3631.28					
82		FERTILEZERS MANUFACTURED							
83		GRANIT, NATRL STONE AND PRODCT						450585.00	
84		IRON ORE							
85		MOTOR VEHICLE/CARS							
86		OTHER COMMODITIES							
87		OTHER WOOD AND WOOD PRODUCTS							
88		PETROLEUM PRODUCTS							
89		PROCESSED MINERALS							
90		PROJECT GOODS							
91		PULSES							
92		RICE(OTHER THAN BASMOTI)			128.67				
93		TWO AND THREE WHEELERS							
Grand Total --->>			5546314.00	311847.63	128.67	2951748.00	15939852.19	1488085.00	135720.00

Table X : Inter - State Movements of Goods on Principal Commodities By River During 2022 - 23 (Quantity in Tonnes)

Sl. No.	From State --->> / To State ---<<	Princimal Commodity	Kerala	Maharashtra	Odisha	Uttar Pradesh	West Bengal	Grand Total
	1	2	10	11	12	13	14	15
1	Andhra Pradesh	INDL. MACHNRY FOR DAIRY ETC						32000.00
2		IRON ORE						7394941.00
3		PROCESSED MINERALS						16900.00
4	Assam	BICYCLE AND PARTS						2946.30
5		GRANIT, NATRL STONE AND PRODCT						300.33
6		MOTOR VEHICLE/CARS						35648.04
7		OTHER COMMODITIES						107462.32
8		PROJECT GOODS					2084.00	2084.00
9		RICE(OTHER THAN BASMOTI)						19546.24
10		TWO AND THREE WHEELERS						142313.12
11	Bihar	GRANIT, NATRL STONE AND PRODCT						1037500.00
12		MOTOR VEHICLE/CARS					801.00	801.00
13		OTHER COMMODITIES				39.82	198810.00	198849.82
14		PROJECT GOODS					2242.60	2242.60
15		TWO AND THREE WHEELERS					11638.00	11638.00
16		VEGETABLE OILS					101.17	101.17

Table X : Inter - State Movements of Goods on Principal Commodities By River During 2022 - 23 (Quantity in Tonnes)

Sl. No.	From State --->> / To State ---<<	Princimal Commodity	Kerala	Maharashtra	Odisha	Uttar Pradesh	West Bengal	Grand Total
	1	2	10	11	12	13	14	15
17	Goa	BULK MINERALS AND ORES						10550.00
18		COAL,COKE AND BRIQUITTES ETC						674624.00
19		INDL. MACHNRY FOR DAIRY ETC						2539.00
20		IRON AND STEEL						108987.00
21		IRON ORE						2132225.00
22	Gujarat	CMNT, CLINKR AND ASBSTOS CMNT						1595751.00
23		COAL,COKE AND BRIQUITTES ETC		2980.00				273344.00
24		INDL. MACHNRY FOR DAIRY ETC		4100.00				88865.00
25		IRON AND STEEL		13184.13				207580.13
26		IRON ORE						56600.00
27		ORGANIC CHEMICALS		600.00				73024.00
28		OTHER COMMODITIES		2022.00				8351.12
29		OTHER CRUDE MINERALS						50076.00
30		PETROLEUM PRODUCTS		22482.07				22482.07
31		SUGAR		15000.00				15000.00
32	Karnataka	CMNT, CLINKR AND ASBSTOS CMNT						1436.00
33		IRON AND STEEL						122596.00
34		SUGAR		9990.00				9990.00

Table X : Inter - State Movements of Goods on Principal Commodities By River During 2022 - 23 (Quantity in Tonnes)

Sl. No.	From State --->> / To State ---->>	Princimal Commodity	Kerala	Maharashtra	Odisha	Uttar Pradesh	West Bengal	Grand Total
	1	2	10	11	12	13	14	15
35	Kerala	CERAMICS AND ALLIED PRODUCTS	1790.00					1790.00
36		CMNT, CLINKR AND ASBSTOS CMNT	120.00					64520.00
37		CRANES, LIFTS AND WINCHES	24.00					24.00
38		FERTILEZERS MANUFACTURED	202058.00					202058.00
39		GRANIT, NATRL STONE AND PRODCT	8245.00					8245.00
40		INORGANIC CHEMICALS	512511.50					512511.50
41		IRON AND STEEL						4275.00
42		MARINE PRODUCTS	202274.00					202274.00
43		MOTOR VEHICLE/CARS	383078.70					383078.70
44		OTHER COMMODITIES	2011.00					2011.00
45		PETROLEUM PRODUCTS	67174.10					67174.10
46		PROCESSED MINERALS	502820.00					502820.00
47		RAILWY TRNSPRT EQUIPMNTS, PRTS	669291.00					669291.00
48		RICE(OTHER THAN BASMOTI)	1000.00					1000.00
49		SHIP, BOAT AND FLOATING STRUCT	149792.00					149792.00
50		TWO AND THREE WHEELERS	814.50					814.50

Table X : Inter - State Movements of Goods on Principal Commodities By River During 2022 - 23 (Quantity in Tonnes)

Sl. No.	From State --->> / To State ---<<	Princimal Commodity	Kerala	Maharashtra	Odisha	Uttar Pradesh	West Bengal	Grand Total
	1	2	10	11	12	13	14	15
51	Maharashtra	ALCOHOLIC BEVERAGES		10671.67				10671.67
52		CMNT, CLINKR AND ASBSTOS CMNT		129836.00				129836.00
53		COAL,COKE AND BRIQUITTES ETC		13192404.88				13312318.88
54		INDL. MACHNRY FOR DAIRY ETC						78999.00
55		IRON AND STEEL		59061.49				528128.42
56		IRON ORE		14381211.20	6271113.00		96211.00	26210553.20
57		MOLLASES			76764.00			76764.00
58		ORGANIC CHEMICALS						21449.00
59		OTHER COMMODITIES		20207.07				21179.07
60		OTHER CRUDE MINERALS		2050.00				2050.00
61		PETROLEUM PRODUCTS		21799.52				24356.52
62		PROCESSED MINERALS						69979.14
63		SUGAR		30451.85				30451.85
64	Odisha	BULK MINERALS AND ORES						48078.00
65		CMNT, CLINKR AND ASBSTOS CMNT						25000.00

Table X : Inter - State Movements of Goods on Principal Commodities By River During 2022 - 23 (Quantity in Tonnes)

Sl. No.	From State --->> / To State ---<<	Princimal Commodity	Kerala	Maharashtra	Odisha	Uttar Pradesh	West Bengal	Grand Total
	1	2	10	11	12	13	14	15
66	Odisha	GRANIT, NATRL STONE AND PRODCT			1328.50			1328.50
67		INDL. MACHNRY FOR DAIRY ETC			1860.00			11860.00
68		IRON AND STEEL						485887.00
69		IRON ORE						4723870.00
70		MARINE PRODUCTS			125491.61			125491.61
71		PROCESSED MINERALS			754944.00			754944.00
72	Puducherry	CMNT, CLINKR AND ASBSTOS CMNT						50000.00
73	Tamil Nadu	IRON AND STEEL						109666.00
74	Uttar Pradesh	GRANIT, NATRL STONE AND PRODCT				397.00		397.00
75		MOTOR VEHICLE/CARS					800.00	800.00
76		OTHER COMMODITIES					45960.00	45960.00
77		TWO AND THREE WHEELERS					2185.00	2185.00
78	West Bengal	BULK MINERALS AND ORES					352000.00	352000.00
79		CERAMICS AND ALLIED PRODUCTS					797616.00	797616.00
80		CMNT, CLINKR AND ASBSTOS CMNT					2448.14	2448.14

Table X : Inter - State Movements of Goods on Principal Commodities By River During 2022 - 23 (Quantity in Tonnes)

Sl. No.	From State --->> / To State ---<<	Princimal Commodity	Kerala	Maharashtra	Odisha	Uttar Pradesh	West Bengal	Grand Total
	1	2	10	11	12	13	14	
81	West Bengal	COAL,COKE AND BRIQUITTES ETC					2596001.00	2599632.28
82		FERTILEZERS MANUFACTURED					252000.00	252000.00
83		GRANIT, NATRL STONE AND PRODCT					72749.32	523334.32
84		IRON ORE					39000.00	39000.00
85		MOTOR VEHICLE/CARS					132807.00	132807.00
86		OTHER COMMODITIES					2066500.00	2066500.00
87		OTHER WOOD AND WOOD PRODUCTS					5000.00	5000.00
88		PETROLEUM PRODUCTS					507000.00	507000.00
89		PROCESSED MINERALS					152734.66	152734.66
90		PROJECT GOODS					920.00	920.00
91		PULSES					338000.00	338000.00
92		RICE(OTHER THAN BASMOTI)					3000.00	3128.67
93		TWO AND THREE WHEELERS					36199.59	36199.59
Grand Total --->>			2703003.80	27918051.88	7231501.11	436.82	7714808.48	71941497.58

Table XI : Inter -State Movements of Goods on ITCHS Chapter wise by River during 2022 - 23 (Quantity in Tonnes)

Sl. No.	From State --->> / To State ---<<	Chapter Code	Chapter Description	Andhra Pradesh	Assam	Bihar	Goa	Gujarat	Jharkhand	Karnataka
	1	2	3	4	5	6	7	8	9	10
1	Andhra Pradesh	25	SALT; SULPHUR; EARTHS AND STONE; PLASTERING MATERIALS, LIME AND CEMENT					16900.00		
2		26	ORES, SLAG AND ASH					7394941.00		
3		84	NUCLEAR REACTORS, BOILERS, MACHINERY AND MECHANICAL APPLIANCES; PARTS THEREOF					32000.00		
4	Assam	01	LIVE ANIMALS		10437.88					
5		10	CEREALS		19546.24					
6		14	VEGETABLE PLAITING MATERIALS; VEGETABLE PRODUCTS NOT ELSEWHERE SPECIFIED OR INCLUDED		97024.44					
7		25	SALT; SULPHUR; EARTHS AND STONE; PLASTERING MATERIALS, LIME AND CEMENT		300.33					
8		87	ROAD VEHICLES AND PARTS		180907.46					
9		98	PROJECTS GOODS; SOME SPECIAL USES							
10	Bihar	14	VEGETABLE PLAITING MATERIALS; VEGETABLE PRODUCTS NOT ELSEWHERE SPECIFIED OR INCLUDED							

Table XI : Inter -State Movements of Goods on ITCHS Chapter wise by River during 2022 - 23 (Quantity in Tonnes)

Sl. No.	From State --->> / To State ---<<	Chapter Code	Chapter Description	Andhra Pradesh	Assam	Bihar	Goa	Gujarat	Jharkhand	Karnataka
1		2	3	4	5	6	7	8	9	10
11	Bihar	15	ANIMAL OR VEGETABLE FATS & OILS & THEIR CLEAVAGE PRODUCTS; ANIMAL VEGETABLE WAXES							
12		25	SALT; SULPHUR; EARTHS AND STONE; PLASTERING MATERIALS, LIME AND CEMENT						1037500.00	
13		87	ROAD VEHICLES AND PARTS							
14		98	PROJECTS GOODS; SOME SPECIAL USES							
15		99	MISCELLANEOUS GOODS							
16	Goa	25	SALT; SULPHUR; EARTHS AND STONE; PLASTERING MATERIALS, LIME AND CEMENT				10550.00			
17		26	ORES, SLAG AND ASH				2132225.00			
18		27	MINERAL FUELS, MINERAL OILS & PRODUCTS; BITUMINOUS SUBSTANCES; MINERAL WAXES				674624.00			
19		72	IRON & STEEL				108987.00			
20		84	NUCLEAR REACTORS, BOILERS, MACHINERY AND MECHANICAL APPLIANCES; PARTS THEREOF				2539.00			

Table XI : Inter -State Movements of Goods on ITCHS Chapter wise by River during 2022 - 23 (Quantity in Tonnes)

Sl. No.	From State --->> / To State ---->>	Chapter Code	Chapter Description	Andhra Pradesh	Assam	Bihar	Goa	Gujarat	Jharkhand	Karnataka
1		2	3	4	5	6	7	8	9	10
21	Gujarat	17	SUGARS AND SUGAR CONFECTIONERY							
22		25	SALT; SULPHUR; EARTHS AND STONE; PLASTERING MATERIALS, LIME AND CEMENT					1595751.00		
23		26	ORES, SLAG AND ASH					106676.00		
24		27	MINERAL FUELS, MINERAL OILS & PRODUCTS; BITUMINOUS SUBSTANCES; MINERAL WAXES					270364.00		
25		29	ORGANIC CHEMICALS					72424.00		
26		72	IRON & STEEL					194396.00		
27		84	NUCLEAR REACTORS, BOILERS, MACHINERY AND MECHANICAL APPLIANCES; PARTS THEREOF					84765.00		
28		85	ELECTRICAL MACHINERY & EQUIPMENT & PARTS THEREOF; SOUND & TV RECORDERS & REPRODUCERS & PARTS THEREOF					6329.12		
29	Karnataka	17	SUGARS AND SUGAR CONFECTIONERY							
30		25	SALT; SULPHUR; EARTHS AND STONE; PLASTERING MATERIALS, LIME AND CEMENT					1436.00		
31		72	IRON & STEEL					122596.00		

Table XI : Inter -State Movements of Goods on ITCHS Chapter wise by River during 2022 - 23 (Quantity in Tonnes)

Sl. No.	From State --->> / To State ---->>	Chapter Code	Chapter Description	Andhra Pradesh	Assam	Bihar	Goa	Gujarat	Jharkhand	Karnataka
	1	2	3	4	5	6	7	8	9	10
32	Kerala	03	FISH AND CRUSTACEANS, MOLLUSCS AND OTHER AQUATIC INVERTEBRATES							
33		10	CEREALS							
34		25	SALT; SULPHUR; EARTHS AND STONE; PLASTERING MATERIALS, LIME AND CEMENT	64400.00						
35		27	MINERAL FUELS, MINERAL OILS & PRODUCTS; BITUMINOUS SUBSTANCES; MINERAL WAXES							
36		28	INORGANIC CHEMICALS; COMPOUNDS OF PRECIOUS METALS, OR RARE-EARTH METALS, OF RADIO-ACTIVE ELEMENTS OR OF ISOTOPES.							
37		31	FERTILIZERS							
38		38	MISCELLANEOUS CHEMICAL PRODUCTS							
39		69	CERAMIC PRODUCTS							
40		72	IRON & STEEL					4275.00		
41		84	NUCLEAR REACTORS, BOILERS, MACHINERY AND MECHANICAL APPLIANCES; PARTS THEREOF							
42		86	RAILWAY/TRAMWAY LOCOMOTIVES, TRUCKS ETC., EQUIPMENT AND PARTS THEREOF							

Table XI : Inter -State Movements of Goods on ITCHS Chapter wise by River during 2022 - 23 (Quantity in Tonnes)

Sl. No.	From State --->> / To State ---<<	Chapter Code	Chapter Description	Andhra Pradesh	Assam	Bihar	Goa	Gujarat	Jharkhand	Karnataka
	1	2	3	4	5	6	7	8	9	10
43	Kerala	87	ROAD VEHICLES AND PARTS							
44		89	SHIP, BOAT & FLOATING STRUCTURE							
45	Maharashtra	17	SUGARS AND SUGAR CONFECTIONERY							
46		22	BEVERAGES, SPIRITS AND VINEGAR							
47		25	SALT; SULPHUR; EARTHS AND STONE; PLASTERING MATERIALS, LIME AND CEMENT					69979.14		
48		26	ORES, SLAG AND ASH	5406914.00						55104.00
49		27	MINERAL FUELS, MINERAL OILS & PRODUCTS; BITUMINOUS SUBSTANCES; MINERAL WAXES				22823.00	19032.00		80616.00
50		29	ORGANIC CHEMICALS					21449.00		
51		72	IRON & STEEL					469066.93		
52		84	NUCLEAR REACTORS, BOILERS, MACHINERY AND MECHANICAL APPLIANCES; PARTS THEREOF					78999.00		
53		85	ELECTRICAL MACHINERY & EQUIPMENT & PARTS THEREOF; SOUND & TV RECORDERS & REPRODUCERS & PARTS THEREOF					972.00		
54		99	MISCELLANEOUS GOODS							

Table XI : Inter -State Movements of Goods on ITCHS Chapter wise by River during 2022 - 23 (Quantity in Tonnes)

Sl. No.	From State --->> / To State ---<<	Chapter Code	Chapter Description	Andhra Pradesh	Assam	Bihar	Goa	Gujarat	Jharkhand	Karnataka
	1	2	3	4	5	6	7	8	9	10
55	Odisha	03	FISH AND CRUSTACEANS, MOLLUSCS AND OTHER AQUATIC INVERTEBRATES							
56	Odisha	25	SALT; SULPHUR; EARTHS AND STONE; PLASTERING MATERIALS, LIME AND CEMENT	25000.00						
57	Odisha	26	ORES, SLAG AND ASH					4771948.00		
58	Odisha	72	IRON & STEEL					485887.00		
59	Odisha	84	NUCLEAR REACTORS, BOILERS, MACHINERY AND MECHANICAL APPLIANCES; PARTS THEREOF					10000.00		
60	Puducherry	25	SALT; SULPHUR; EARTHS AND STONE; PLASTERING MATERIALS, LIME AND CEMENT	50000.00						
61	Tamil Nadu	72	IRON & STEEL					109666.00		
62	Uttar Pradesh	14	VEGETABLE PLAITING MATERIALS; VEGETABLE PRODUCTS NOT ELSEWHERE SPECIFIED OR INCLUDED							
63	Uttar Pradesh	25	SALT; SULPHUR; EARTHS AND STONE; PLASTERING MATERIALS, LIME AND CEMENT							
64	Uttar Pradesh	87	ROAD VEHICLES AND PARTS							

Table XI : Inter -State Movements of Goods on ITCHS Chapter wise by River during 2022 - 23 (Quantity in Tonnes)

Sl. No.	From State --->> / To State ---<<	Chapter Code	Chapter Description	Andhra Pradesh	Assam	Bihar	Goa	Gujarat	Jharkhand	Karnataka
	1	2	3	4	5	6	7	8	9	10
65	West Bengal	07	EDIBLE VEGETABLES AND CERTAIN ROOTS AND TUBERS							
66		10	CEREALS			128.67				
67		14	VEGETABLE PLAITING MATERIALS; VEGETABLE PRODUCTS NOT ELSEWHERE SPECIFIED OR INCLUDED							
68		25	SALT; SULPHUR; EARTHS AND STONE; PLASTERING MATERIALS, LIME AND CEMENT						450585.00	
69		26	ORES, SLAG AND ASH							
70		27	MINERAL FUELS, MINERAL OILS & PRODUCTS; BITUMINOUS SUBSTANCES; MINERAL WAXES		3631.28					
71		31	FERTILIZERS							
72		44	WOOD & ARTICLES OF WOODS ; WOOD CHARCOAL							
73		69	CERAMIC PRODUCTS							
74		87	ROAD VEHICLES AND PARTS							
75		98	PROJECTS GOODS; SOME SPECIAL USES							
76		99	MISCELLANEOUS GOODS							
Grand Total --->>				5546314.00	311847.63	128.67	2951748.00	15939852.19	1488085.00	135720.00

Table XI : Inter -State Movements of Goods on ITCHS Chapter wise by River during 2022 - 23 (Quantity in Tonnes)

Sl. No.	From State --->> / To State ---<<	Chapter Code	Chapter Description	Kerala	Maharashtra	Odisha	Uttar Pradesh	West Bengal	Grand Total
	1	2	3	11	12	13	14	15	16
1	Andhra Pradesh	25	SALT; SULPHUR; EARTHS AND STONE; PLASTERING MATERIALS, LIME AND CEMENT						16900.00
2		26	ORES, SLAG AND ASH						7394941.00
3		84	NUCLEAR REACTORS, BOILERS, MACHINERY AND MECHANICAL APPLIANCES; PARTS THEREOF						32000.00
4	Assam	01	LIVE ANIMALS						10437.88
5		10	CEREALS						19546.24
6		14	VEGETABLE PLAITING MATERIALS; VEGETABLE PRODUCTS NOT ELSEWHERE SPECIFIED OR INCLUDED						97024.44
7		25	SALT; SULPHUR; EARTHS AND STONE; PLASTERING MATERIALS, LIME AND CEMENT						300.33
8		87	ROAD VEHICLES AND PARTS						180907.46
9		98	PROJECTS GOODS; SOME SPECIAL USES					2084.00	2084.00
10	Bihar	14	VEGETABLE PLAITING MATERIALS; VEGETABLE PRODUCTS NOT ELSEWHERE SPECIFIED OR INCLUDED					198810.00	198810.00

Table XI : Inter -State Movements of Goods on ITCHS Chapter wise by River during 2022 - 23 (Quantity in Tonnes)

Sl. No.	From State --->> / To State ---<<	Chapter Code	Chapter Description	Kerala	Maharashtra	Odisha	Uttar Pradesh	West Bengal	Grand Total
	1	2	3	11	12	13	14	15	16
11	Bihar	15	ANIMAL OR VEGETABLE FATS & OILS & THEIR CLEAVAGE PRODUCTS; ANIMAL VEGETABLE WAXES					101.17	101.17
12		25	SALT; SULPHUR; EARTHS AND STONE; PLASTERING MATERIALS, LIME AND CEMENT						1037500.00
13		87	ROAD VEHICLES AND PARTS					12439.00	12439.00
14		98	PROJECTS GOODS; SOME SPECIAL USES					2242.60	2242.60
15		99	MISCELLANEOUS GOODS				39.82		39.82
16	Goa	25	SALT; SULPHUR; EARTHS AND STONE; PLASTERING MATERIALS, LIME AND CEMENT						10550.00
17		26	ORES, SLAG AND ASH						2132225.00
18		27	MINERAL FUELS, MINERAL OILS & PRODUCTS; BITUMINOUS SUBSTANCES; MINERAL WAXES						674624.00
19		72	IRON & STEEL						108987.00
20		84	NUCLEAR REACTORS, BOILERS, MACHINERY AND MECHANICAL APPLIANCES; PARTS THEREOF						2539.00

Table XI : Inter -State Movements of Goods on ITCHS Chapter wise by River during 2022 - 23 (Quantity in Tonnes)

Sl. No.	From State --->> / To State ---->>	Chapter Code	Chapter Description	Kerala	Maharashtra	Odisha	Uttar Pradesh	West Bengal	Grand Total
	1	2	3	11	12	13	14	15	16
21	Gujarat	17	SUGARS AND SUGAR CONFECTIONERY		15000.00				15000.00
22		25	SALT; SULPHUR; EARTHS AND STONE; PLASTERING MATERIALS, LIME AND CEMENT						1595751.00
23		26	ORES, SLAG AND ASH						106676.00
24		27	MINERAL FUELS, MINERAL OILS & PRODUCTS; BITUMINOUS SUBSTANCES; MINERAL WAXES		25462.07				295826.07
25		29	ORGANIC CHEMICALS		600.00				73024.00
26		72	IRON & STEEL		13184.13				207580.13
27		84	NUCLEAR REACTORS, BOILERS, MACHINERY AND MECHANICAL APPLIANCES; PARTS THEREOF		4100.00				88865.00
28		85	ELECTRICAL MACHINERY & EQUIPMENT & PARTS THEREOF; SOUND & TV RECORDERS & REPRODUCERS & PARTS THEREOF		2022.00				8351.12
29	Karnataka	17	SUGARS AND SUGAR CONFECTIONERY		9990.00				9990.00
30		25	SALT; SULPHUR; EARTHS AND STONE; PLASTERING MATERIALS, LIME AND CEMENT						1436.00
31		72	IRON & STEEL						122596.00

Table XI : Inter -State Movements of Goods on ITCHS Chapter wise by River during 2022 - 23 (Quantity in Tonnes)

Sl. No.	From State --->> / To State ---<<	Chapter Code	Chapter Description	Kerala	Maharashtra	Odisha	Uttar Pradesh	West Bengal	Grand Total
	1	2	3	11	12	13	14	15	16
32	Kerala	03	FISH AND CRUSTACEANS, MOLLUSCS AND OTHER AQUATIC INVERTEBRATES	202274.00					202274.00
33		10	CEREALS	1000.00					1000.00
34		25	SALT; SULPHUR; EARTHS AND STONE; PLASTERING MATERIALS, LIME AND CEMENT	511185.00					575585.00
35		27	MINERAL FUELS, MINERAL OILS & PRODUCTS; BITUMINOUS SUBSTANCES; MINERAL WAXES	67174.10					67174.10
36		28	INORGANIC CHEMICALS; COMPOUNDS OF PRECIOUS METALS, OR RARE-EARTH METALS, OF RADIO-ACTIVE ELEMENTS OR OF ISOTOPES.	512511.50					512511.50
37		31	FERTILIZERS	202058.00					202058.00
38		38	MISCELLANEOUS CHEMICAL PRODUCTS	2011.00					2011.00
39		69	CERAMIC PRODUCTS	1790.00					1790.00
40		72	IRON & STEEL						4275.00
41		84	NUCLEAR REACTORS, BOILERS, MACHINERY AND MECHANICAL APPLIANCES; PARTS THEREOF	24.00					24.00
42		86	RAILWAY/TRAMWAY LOCOMOTIVES, TRUCKS ETC., EQUIPMENT AND PARTS THEREOF	669291.00					669291.00

Table XI : Inter -State Movements of Goods on ITCHS Chapter wise by River during 2022 - 23 (Quantity in Tonnes)

Sl. No.	From State --->> / To State ---->>	Chapter Code	Chapter Description	Kerala	Maharashtra	Odisha	Uttar Pradesh	West Bengal	Grand Total
	1	2	3	11	12	13	14	15	16
43	Kerala	87	ROAD VEHICLES AND PARTS	383893.20					383893.20
44		89	SHIP, BOAT & FLOATING STRUCTURE	149792.00					149792.00
45	Maharashtra	17	SUGARS AND SUGAR CONFECTIONERY		30451.85	76764.00			107215.85
46		22	BEVERAGES, SPIRITS AND VINEGAR		10671.67				10671.67
47		25	SALT; SULPHUR; EARTHS AND STONE; PLASTERING MATERIALS, LIME AND CEMENT		131886.00				201865.14
48		26	ORES, SLAG AND ASH		14381211.20	6271113.00		96211.00	26210553.20
49		27	MINERAL FUELS, MINERAL OILS & PRODUCTS; BITUMINOUS SUBSTANCES; MINERAL WAXES		13214204.40				13336675.40
50		29	ORGANIC CHEMICALS						21449.00
51		72	IRON & STEEL		59061.49				528128.42
52		84	NUCLEAR REACTORS, BOILERS, MACHINERY AND MECHANICAL APPLIANCES; PARTS THEREOF						78999.00
53		85	ELECTRICAL MACHINERY & EQUIPMENT & PARTS THEREOF; SOUND & TV RECORDERS & REPRODUCERS & PARTS THEREOF						972.00
54		99	MISCELLANEOUS GOODS		20207.07				20207.07

Table XI : Inter -State Movements of Goods on ITCHS Chapter wise by River during 2022 - 23 (Quantity in Tonnes)

Sl. No.	From State --->> / To State ---->>	Chapter Code	Chapter Description	Kerala	Maharashtra	Odisha	Uttar Pradesh	West Bengal	Grand Total
	1	2	3	11	12	13	14	15	16
55	Odisha	03	FISH AND CRUSTACEANS, MOLLUSCS AND OTHER AQUATIC INVERTEBRATES			125491.61			125491.61
56		25	SALT; SULPHUR; EARTHS AND STONE; PLASTERING MATERIALS, LIME AND CEMENT			756272.50			781272.50
57		26	ORES, SLAG AND ASH						4771948.00
58		72	IRON & STEEL						485887.00
59		84	NUCLEAR REACTORS, BOILERS, MACHINERY AND MECHANICAL APPLIANCES; PARTS THEREOF			1860.00			11860.00
60	Puducherry	25	SALT; SULPHUR; EARTHS AND STONE; PLASTERING MATERIALS, LIME AND CEMENT						50000.00
61	Tamil Nadu	72	IRON & STEEL						109666.00
62	Uttar Pradesh	14	VEGETABLE PLAITING MATERIALS; VEGETABLE PRODUCTS NOT ELSEWHERE SPECIFIED OR INCLUDED					45960.00	45960.00
63		25	SALT; SULPHUR; EARTHS AND STONE; PLASTERING MATERIALS, LIME AND CEMENT				397.00		397.00
64		87	ROAD VEHICLES AND PARTS					2985.00	2985.00

Table XI : Inter -State Movements of Goods on ITCHS Chapter wise by River during 2022 - 23 (Quantity in Tonnes)

Sl. No.	From State --->> / To State ---->>	Chapter Code	Chapter Description	Kerala	Maharashtra	Odisha	Uttar Pradesh	West Bengal	Grand Total
	1	2	3	11	12	13	14	15	16
65	West Bengal	07	EDIBLE VEGETABLES AND CERTAIN ROOTS AND TUBERS					338000.00	338000.00
66		10	CEREALS					3000.00	3128.67
67		14	VEGETABLE PLAITING MATERIALS; VEGETABLE PRODUCTS NOT ELSEWHERE SPECIFIED OR INCLUDED					1730500.00	1730500.00
68		25	SALT; SULPHUR; EARTHS AND STONE; PLASTERING MATERIALS, LIME AND CEMENT					471932.12	922517.12
69		26	ORES, SLAG AND ASH					147000.00	147000.00
70		27	MINERAL FUELS, MINERAL OILS & PRODUCTS; BITUMINOUS SUBSTANCES; MINERAL WAXES					3103001.00	3106632.28
71		31	FERTILIZERS					252000.00	252000.00
72		44	WOOD & ARTICLES OF WOODS ; WOOD CHARCOAL					5000.00	5000.00
73		69	CERAMIC PRODUCTS					797616.00	797616.00
74		87	ROAD VEHICLES AND PARTS					169006.59	169006.59
75		98	PROJECTS GOODS; SOME SPECIAL USES					920.00	920.00
76		99	MISCELLANEOUS GOODS					336000.00	336000.00
Grand Total --->>				2703003.80	27918051.88	7231501.11	436.82	7714808.48	71941497.58