

Exports of Services through Special Economic Zone and Software Technology Parks of India

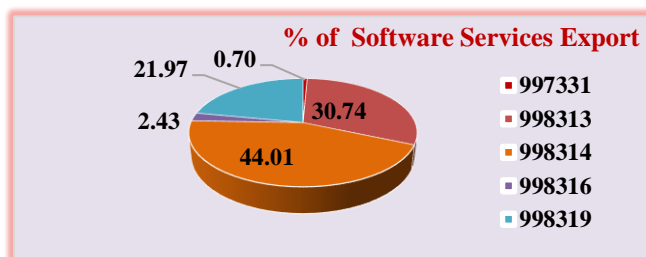
Services have become more tradable and are being more traded. In fact, Services exports contribute significantly to Indian economy. In terms of Gross Value Added (GVA) at current prices, the export of goods and services together is negative in 2020-21 over 2019-20 but the export of service is still positive.

Data Sources for export in services in India are RBI, SEZ and STPI. All kinds of service exports taking place through SEZ or STPI are being captured through SERF and the whole data, irrespective of whether they are ICT enabled or otherwise, available with SEZ or STPI are being shared with DGCIS.

Total Count of Records and Total value in Rs. Cr. for FY 2021-22		
Type	Count	Value (Rs. Cr.)
SEZ	2762861	598,754.02
STPI	1405983	592,207.65
Total	4168844	1,190,961.67

It implies that both the sources are almost equally significant.

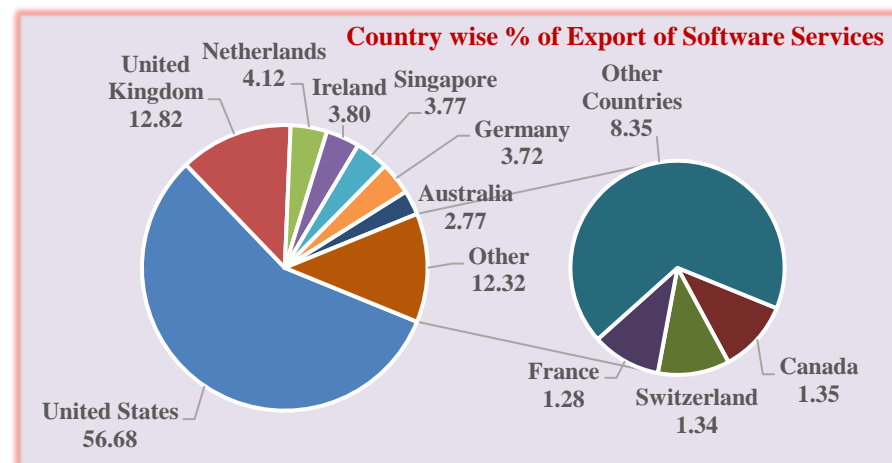
Export of Software Services captured through SERF for 7 Service Classification Code:



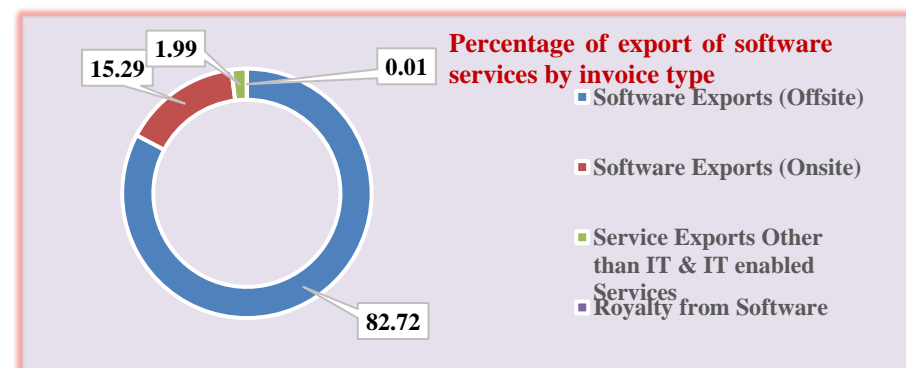
Note: Since, for SCC 998315 (Hosting and information technology (IT) infrastructure provisioning services) and 998434 (Software downloads), the share is almost zero, therefore, not shown in the chart.

6 digit Service Classification Codes - 997331: Licensing services for the right to use computer software and databases; 998313: Information technology (IT) consulting and support services, 998314: Information technology (IT) design and development services; 998315: Hosting and information technology (IT) infrastructure provisioning services; 998316: IT infrastructure and network management services; 998319: Other information technology services n.e.c; 998434: Software downloads.

Country-wise export of software services: The major end user of the software services is the United States. The export of software services to the United States is 57% followed by United Kingdom and Netherlands. Similar trend is followed for export of total services including software as well as non-software services.



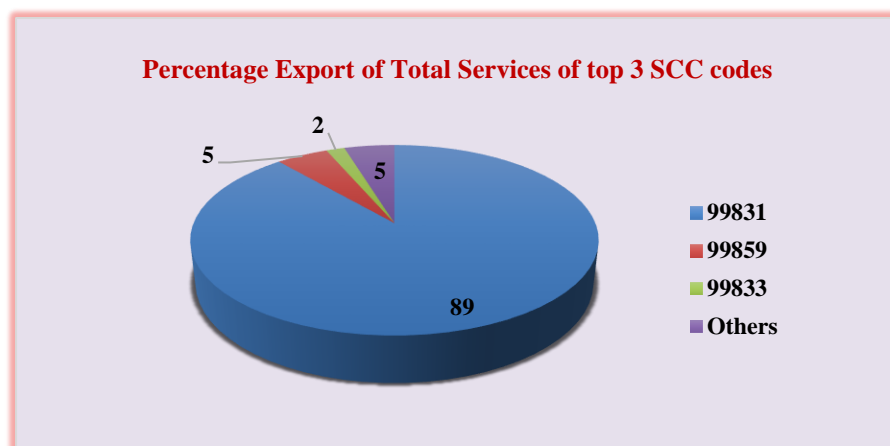
Invoice Type distribution of Software Services: The export of Software Service by Invoice type is mostly for Export (Offsite) (about 83% value wise) (INR 8,545,163.27 million).



Export of Total Services including both software as well as other than software services: More than 89% of value of export of total services, including both software and other than software services, through SEZ and STPI is from Management consulting and management services; information technology services (Service code 99831) (INR 10,559,360.36 million).

United States is the main destination of India's export of both software services and non-software services.

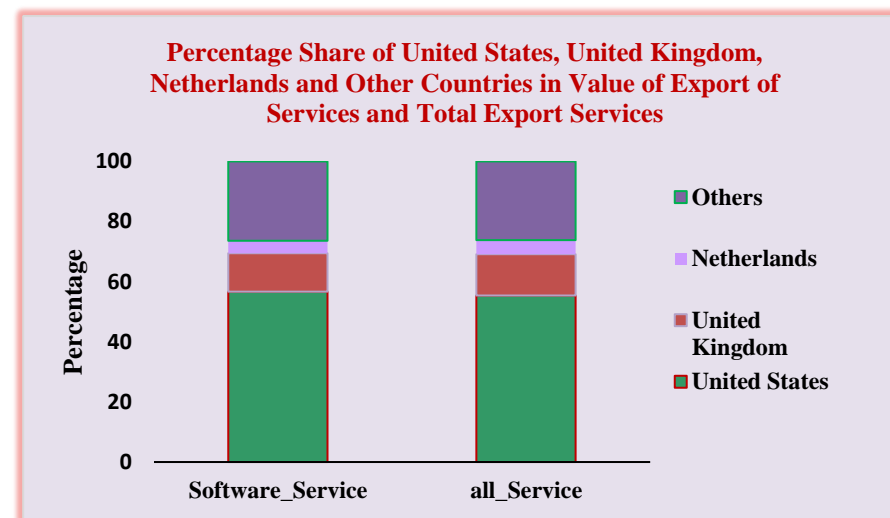
Share of Value of Export of Total Services including non-software services of top 3 SCC codes (At 5 Digit Level)



Note: 99831 (Management consulting and management services; information technology services), 99859 (Other support services), 99833 (Engineering services)

Share of United States, United Kingdom, Netherlands and Other Countries in Value of Export of Services and Total Export Services: United States is the main end user of export of services with more than 50% share in both Value of Export of Software related Services and Total Export of Services.

6 digit Service Classification Codes - 997331: Licensing services for the right to use computer software and databases; 998313: Information technology (IT) consulting and support services, 998314: Information technology (IT) design and development services; 998315: Hosting and information technology (IT) infrastructure provisioning services; 998316: IT infrastructure and network management services; 998319: Other information technology services n.e.c; 998434: Software downloads.



Percentage Growth in Value of Export of Software, Non-Software and Total Services (SEZ & STPI combined) in 2021-22 over 2020-21

